



## Boston Audi Group Forums

Boston Audi Group Message Forums

[FAQ](#)
[Search](#)
[Memberlist](#)
[Usergroups](#)
[Register](#)  
[Profile](#)
[Log in to check your private messages](#)
[Log in](#)

### Equalizer on Symphony Radio

[new topic](#)

[postreply](#)

[Boston Audi Group Forums Forum Index -> Tuning](#)

[View previous topic](#) :: [View next topic](#)

Author	Message	
<b>nene</b> 6th Gear	Posted: Mon Aug 11, 2003 3:23 pm    Post subject: Equalizer on Symphony Radio	<a href="#">quote</a>

Joined: 02 May 2002  
 Posts: 957  
 Location: Boston

Equalizer On Symphony Radio:  
 Press '5' and the power button;

Read out says '55555555' by default. Each number from left to right are:

- A:** low bass front
- B:** upper bass front
- C:** lower treble front
- D:** upper treble front
- E:** low bass back
- F:** upper bass back
- G:** lower treble back
- H:** upper treble back

Good settings as an example are: 74386444 or 88698869;

Adjust fader approximately 3 marks towards rear;  
 Adjust treble and midrange approximately up 3 marks then normal setting;

disclaimer: i'm not responsible if you screw things up

05 545i :: 03 RS6 :: 03 XK8 :: 00 CLK430 :: 94 E320

[Back to top](#)

[profile](#)
[pm](#)
[email](#)
[www](#)
[AIM](#)
[YIM](#)

**A4spinner**  
 mAd rOwEr yO

Posted: Mon Aug 11, 2003 3:39 pm    Post subject: close but

[quote](#)

Joined: 02 May 2002  
 Posts: 1297

I believe the setting are as follows

- A) BASS front
- B) MID-BASs front
- C) MID-RANGE front
- D) TREBLE front
- E) BASS rear
- F) MID-BASE rear
- G)MID-RANGE rear
- H)TREBLE rear

Guess whos back  
 Back again

[Back to top](#)

[profile](#)
[pm](#)

**bagodoosh**

3rd Gear

Posted: Sat Sep 18, 2004 5:05 pm Post subject:



Joined: 13 Sep 2004  
 Posts: 417  
 Location: Burlington, MA

i think A4spinner is correct.

here's a BAGodoosh EQ exclusive 😊

i used the radioshack sound meter as a mic. a laptop with Spectrogram software (set to 16384 FFT, 1/3 oct), and a CD which i recorded pink noise on it.

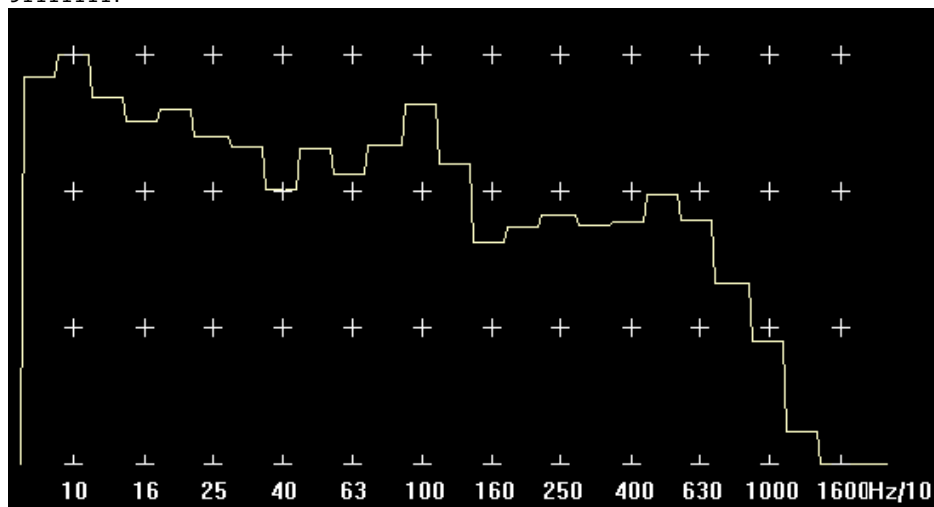
the mic was placed on a tripod and situated in the front between the passenger & driver seats, facing the window. height was about head level.

i was sitting in the driver's seat. windows rolled up.

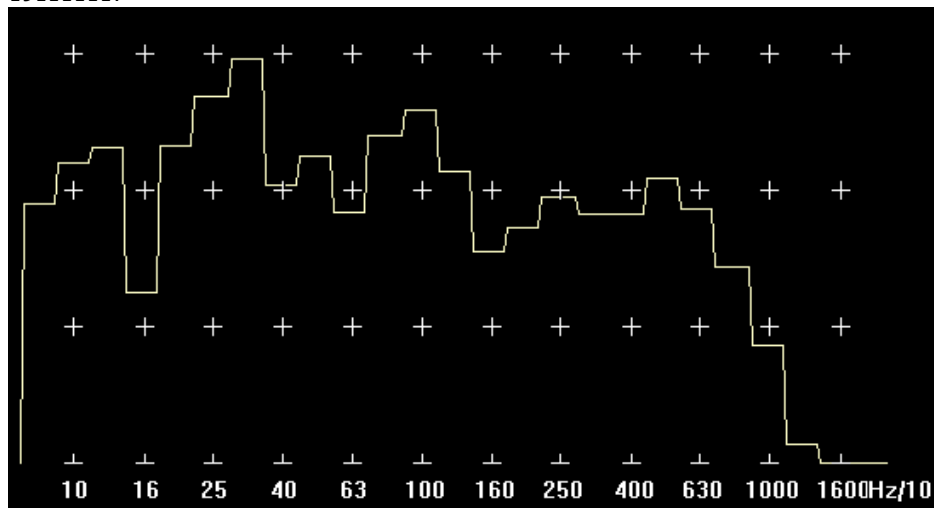
bass, mid, treble, balance & fade were all placed in the middle unless specified:

(Y-scale is 10dB per "+")

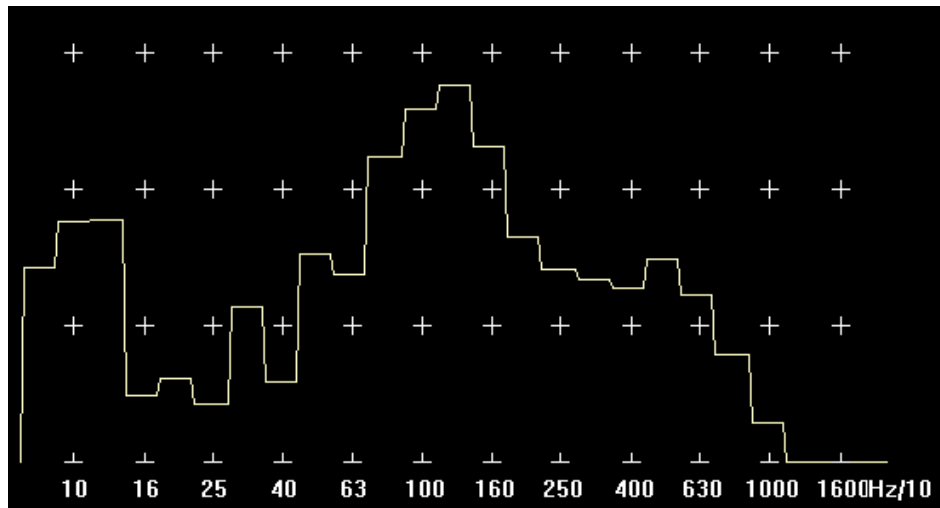
91111111:



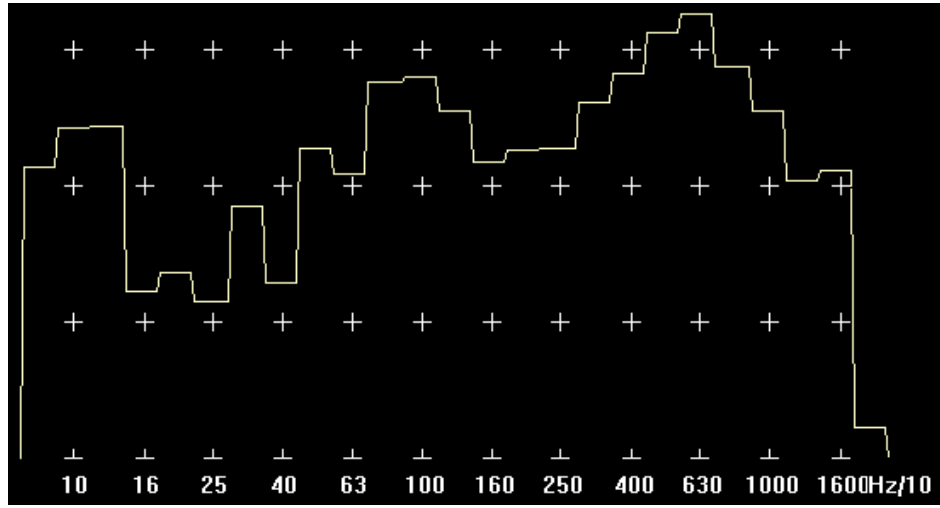
19111111:



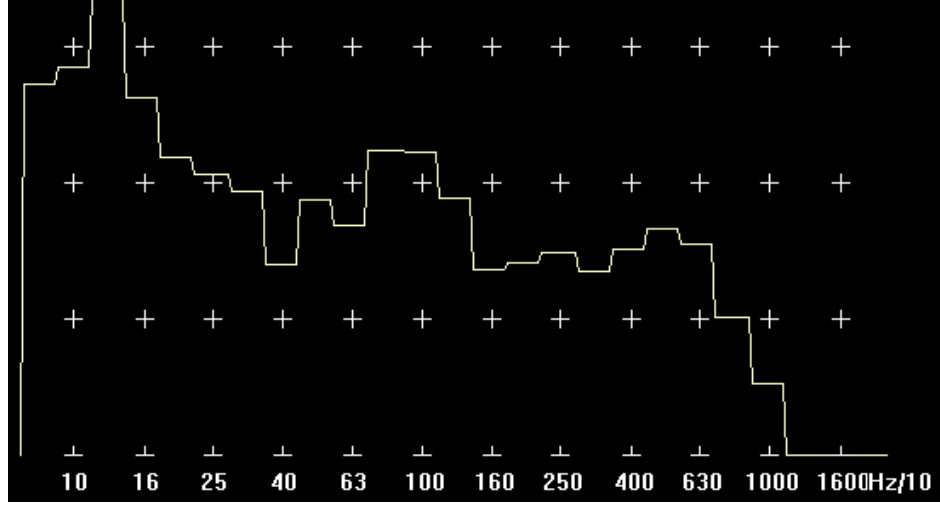
11911111:



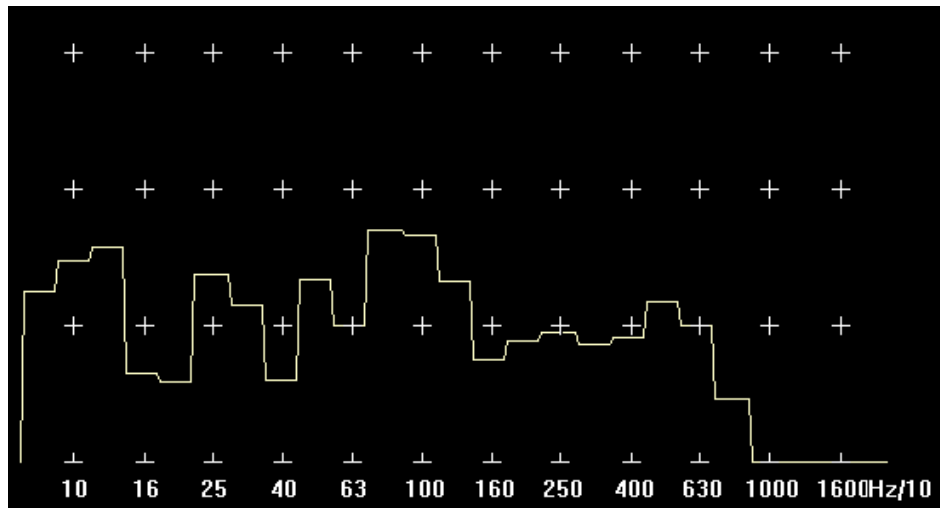
11191111:



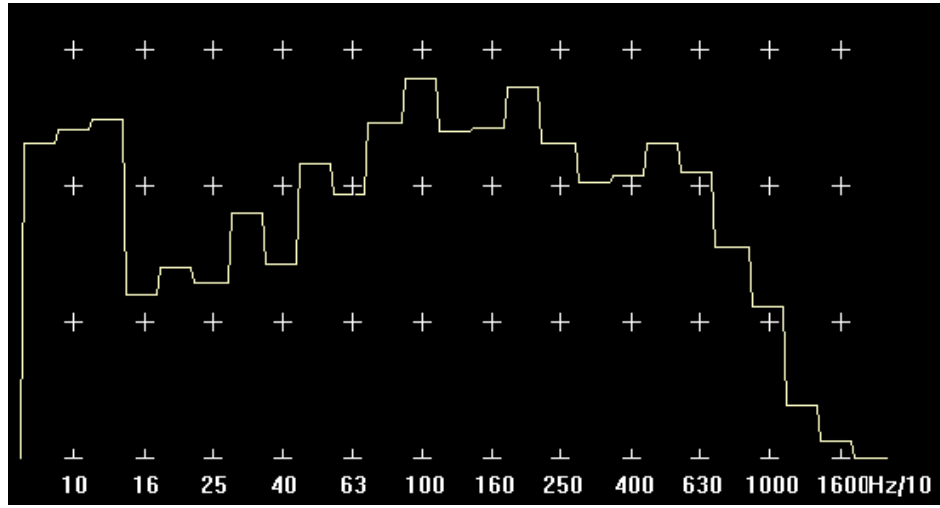
11119111:



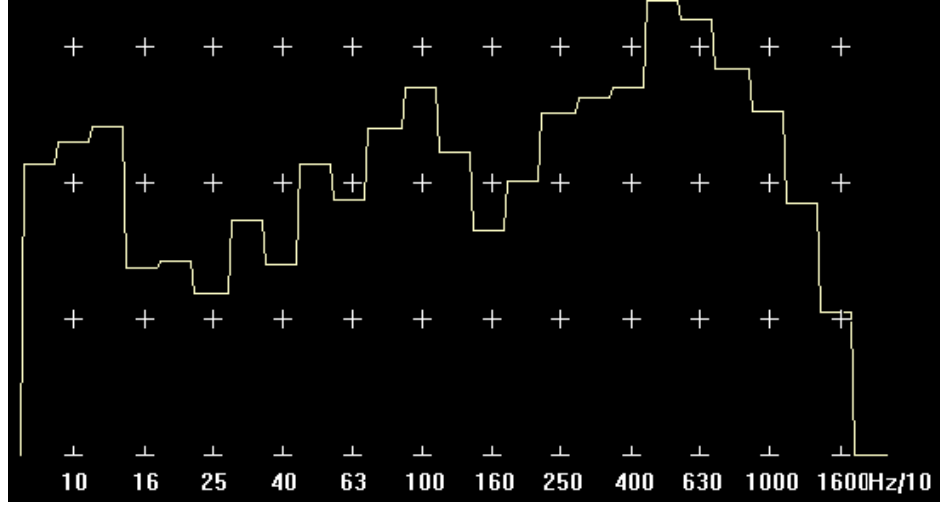
11111911:



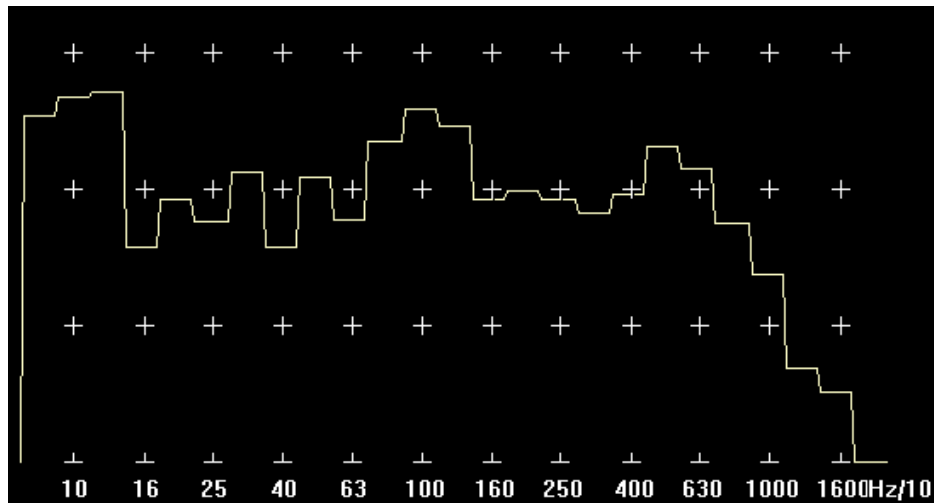
11111191:



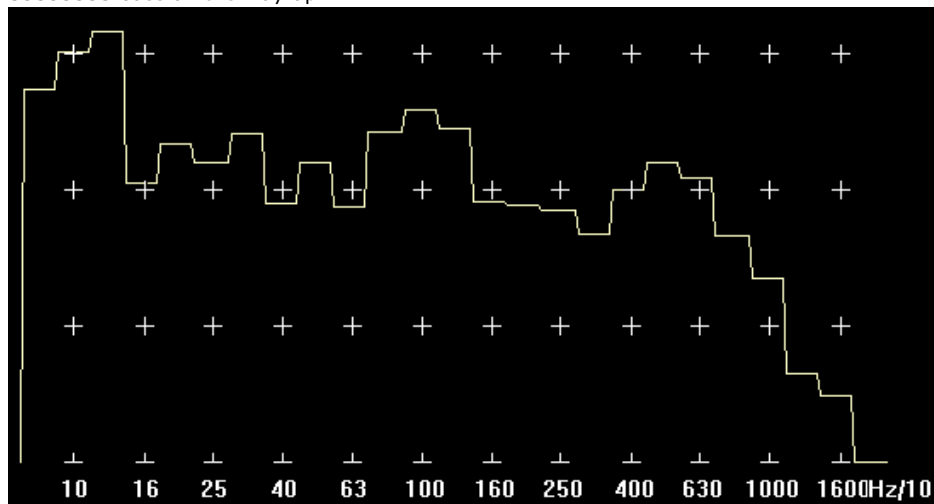
11111119:



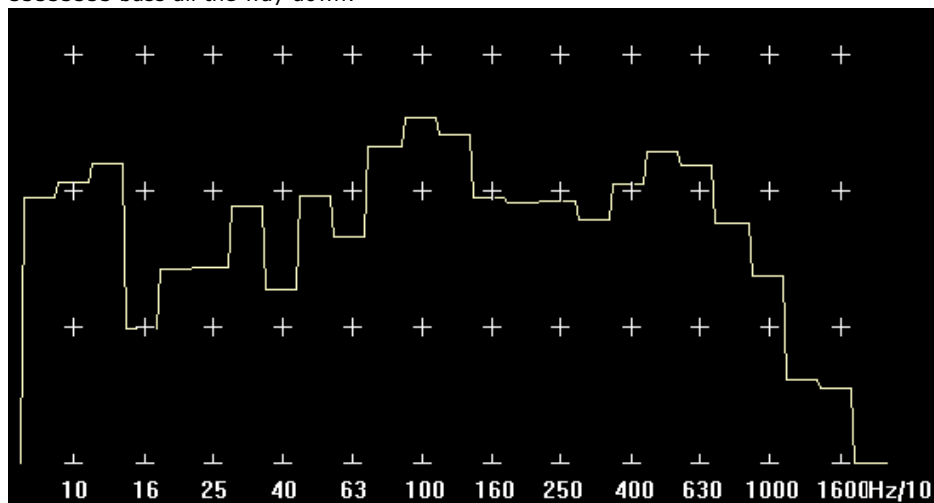
55555555:



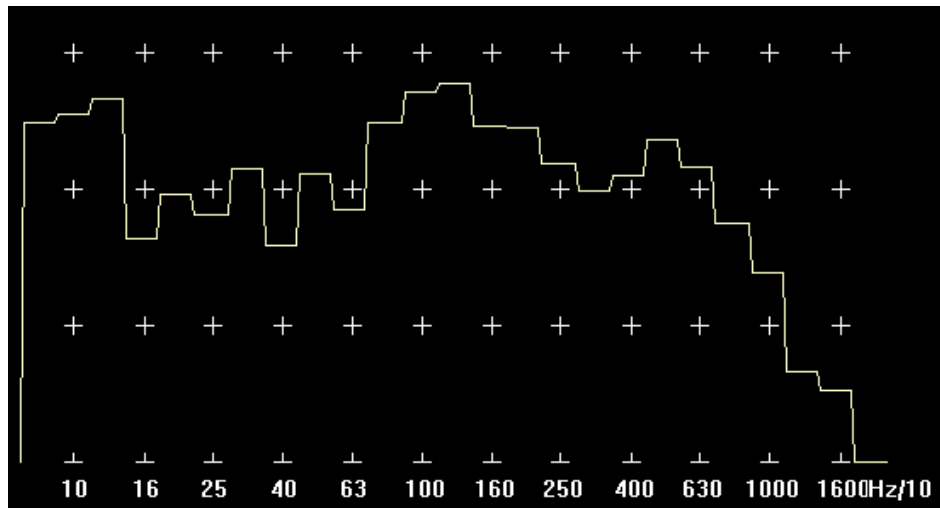
55555555 bass all the way up:



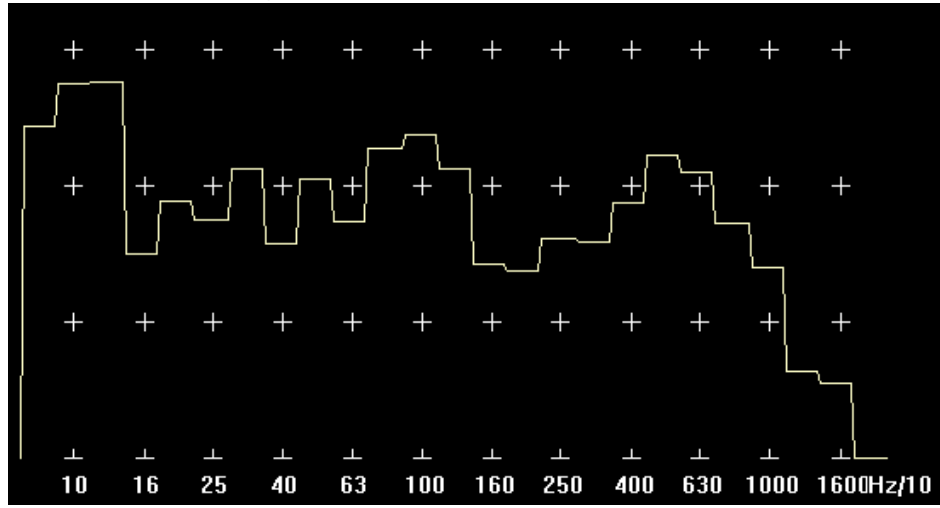
55555555 bass all the way down:



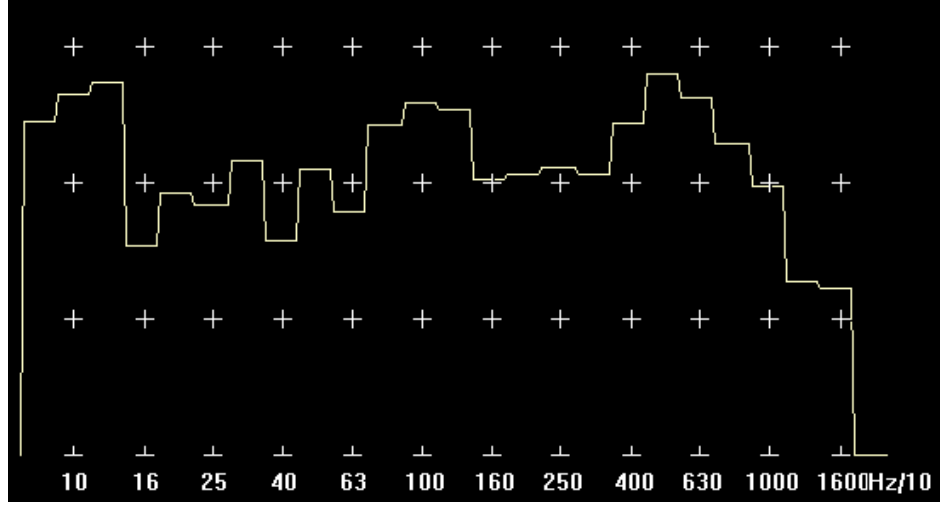
55555555 mid all the way up:



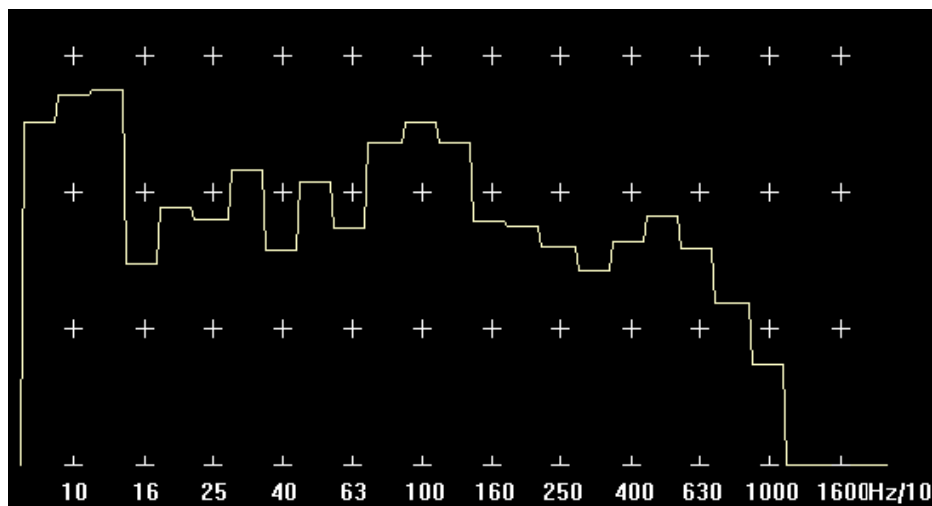
55555555 mid all the way down:



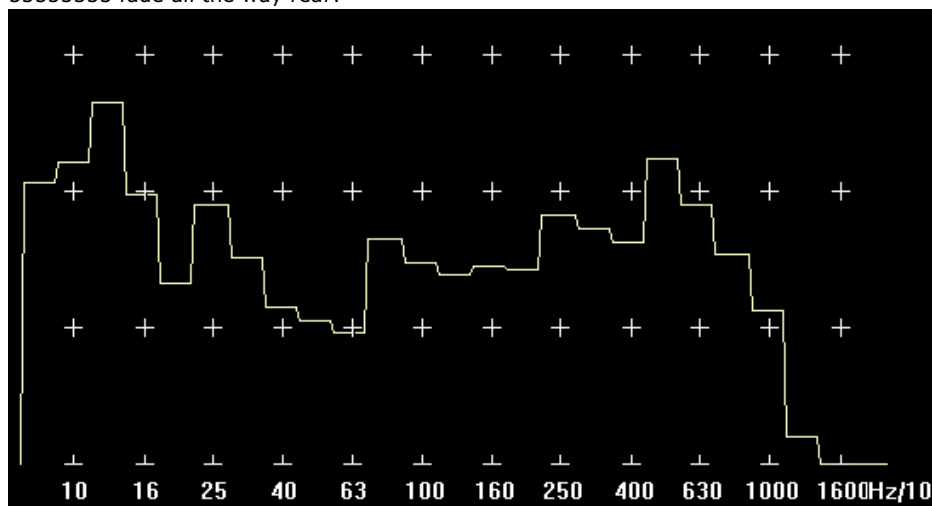
55555555 treble all the way up:



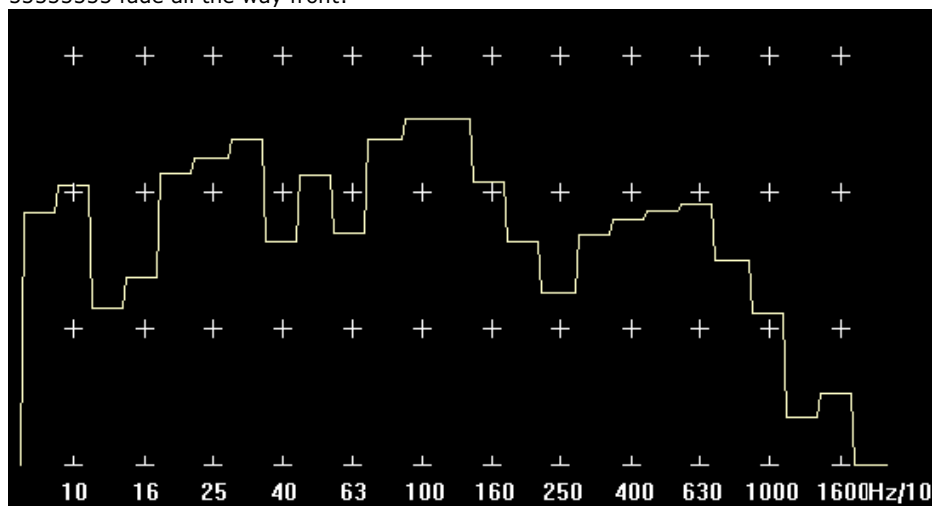
55555555 treble all the way down:



55555555 fade all the way rear:



55555555 fade all the way front:



a few notes:

i am not certain my radioshack is calibrated for a flat freq response. i have seen several adjustment #s on the net, and they all vary. most common is the bass response. its sensitivity drops below 100 hz. so the low freq response shown are probably even more than the actual.

for EQ tests:

when coming back from EQ mode, the volume is set to default again. all EQ tests were done with 6 clicks over default.

for non EQ tests:

i set the avg pink noise SPL to about 80dB. this was to minimize noise interference from the outside.

also, i tried to remain stationary in the same pose, because the freq response varies (sometimes drastically) based on "room" acoustics. meaning: windows, people, position of the seats, etc.

most notable quircks, IMO, are the dips at 160 & 400hz. the peak at 1000hz. otherwise, i like.

a quick fix could be: fade 1 rear. bass -2. mid +1, treble -1.

have fun. 😊

[Back to top](#)

 profile
  pm
  www
  AIM
  YIM

Display posts from previous:  All Posts  Oldest First

 new topic

 postreply

[Boston Audi Group Forums Forum Index -> Tuning](#)

All times are GMT - 5 Hours

Page 1 of 1

Jump to:

You **cannot** post new topics in this forum  
 You **cannot** reply to topics in this forum  
 You **cannot** edit your posts in this forum  
 You **cannot** delete your posts in this forum  
 You **cannot** vote in polls in this forum