

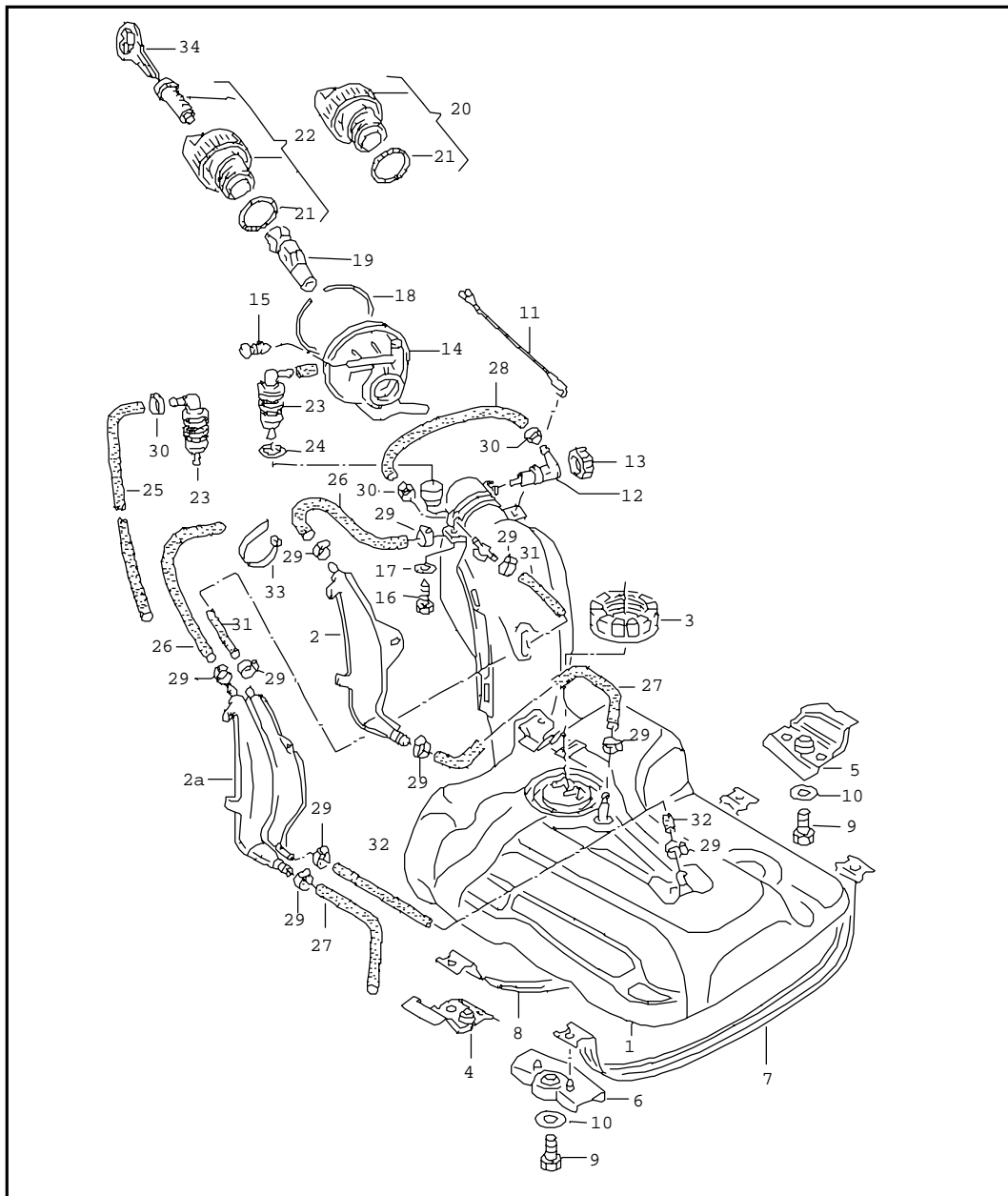






Model	Year	MG	SG	Illustration	VIN No.	Update	11:47	18.10.1999		ETKA	
PA	90	2	01	50-00		336					

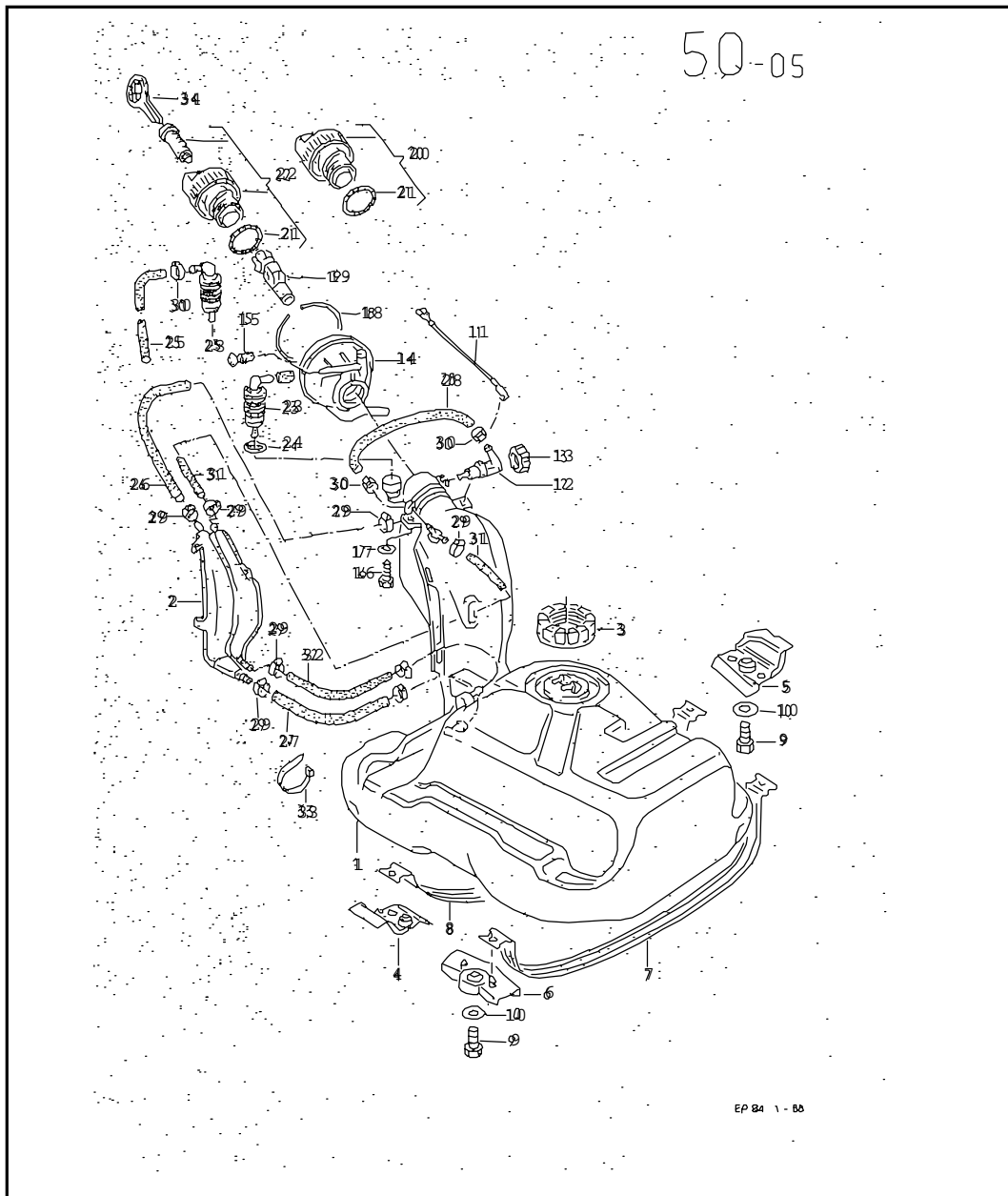


Pos	Part Number	Name	Remarks	Qty	Model
		fuel tank			notchback
1	357 201 075	fuel tank		1	RA, 1Y, SB, AAZ
(1)	357 201 075 K	fuel tank		1	RP, PB, PF, 1F, 2E, AAM, AAA
(1)	357 201 075 R	fuel tank		1	EZ, RF, KR, 9A
		as required use: insert for use with leadfree fuel	191 201 124	1	
2	191 201 303 A	reservoir		1	
3	191 201 375 A	union nut		1	KR, 9A, RA, EZ, RF, RA, 1Y, SB, AAZ
	4/88 7/91 01C	satin black			
(3)	321 201 375 A	union nut		1	PB, PF, RP, 1F, 2E, AAM, AAA
4	357 201 691 A	retainer	left	2	
5	357 201 692	retainer	right	1	
6	191 201 661	bracket		1	
(7)	357 201 653 B	strap	left	1	
8	357 201 654 A	strap	right	1	
9	N 010 242 22	screw, hexagonal head	M8X25	5	
10	211 843 661	washer		5	
11	1H9 201 142 A	ground strap		1	
12	191 201 136 A	bleeder valve		1	
13	191 201 375	union nut		1	
14	357 201 253 B	retainer		1	
15	191 201 254	plug for vehicles with activated carbon container		1	
16	N 013 894 2	tapping screw, hex. hd.	BZ6, 3X25	2	
17	N 011 666 10	washer	B6, 1X18X2	2	
18	357 201 255	ring		1	



Model	Year	MG	SG	Illustration	VIN No.	Update	11:47	18.10.1999		ETKA	
PA	90	2	01	50-00		336					

Pos	Part Number	Name	Remarks	Qty	Model	Pos	Part Number	Name	Remarks	Qty	Model
19	191 201 124	insert for use with leadfree fuel		1		33	N 900 603 01	cable binder	6,5X175	X	
20	191 201 553 A	fuel tank cap for vehicles with central locking system		1		34		see illustration:	128		
	4/88 7/91 01C	satin black									
21	191 201 557	sealing washer		1							
22	191 201 551 D	cap, lockable for single key system with separate lock cylinder but without tumblers, springs and keys for fuel tank system 'a' profile ah		1							
(22)	191 201 551 A	cap, lockable, not for one key locking system for fuel tank		1							
(22)	191 201 551 A	cap, lockable, not for one key locking system for fuel tank		1							
	4/88 7/91 SBV	(self-service pack)									
23	357 201 751	gravity valve		1							
24	N 903 596 01	o-ring	29X3	1							
-	333 201 182	breather hose for vehicles with activated carbon container									
25		shorten to:	1200MM	1							
-	N 101 238 01	hose in coils of 5m 'order unit 5'	13,5X3	*							
26		shorten to:	300MM	1							
27		shorten to:	440MM	1							
-	N 020 281 1	hose in coils of 5m 'order unit 5'	7X3	*							
28		shorten to:	260MM	1							
29	N 102 582 01	clip	AL12-22	X							
30	N 100 834 01	retaining clip	14,8X6X1	X							



Model	Year	MG	SG	Illustration	VIN No.	Update	11:48	18.10.1999		ETKA	
PA	90	2	01	50-05		336					

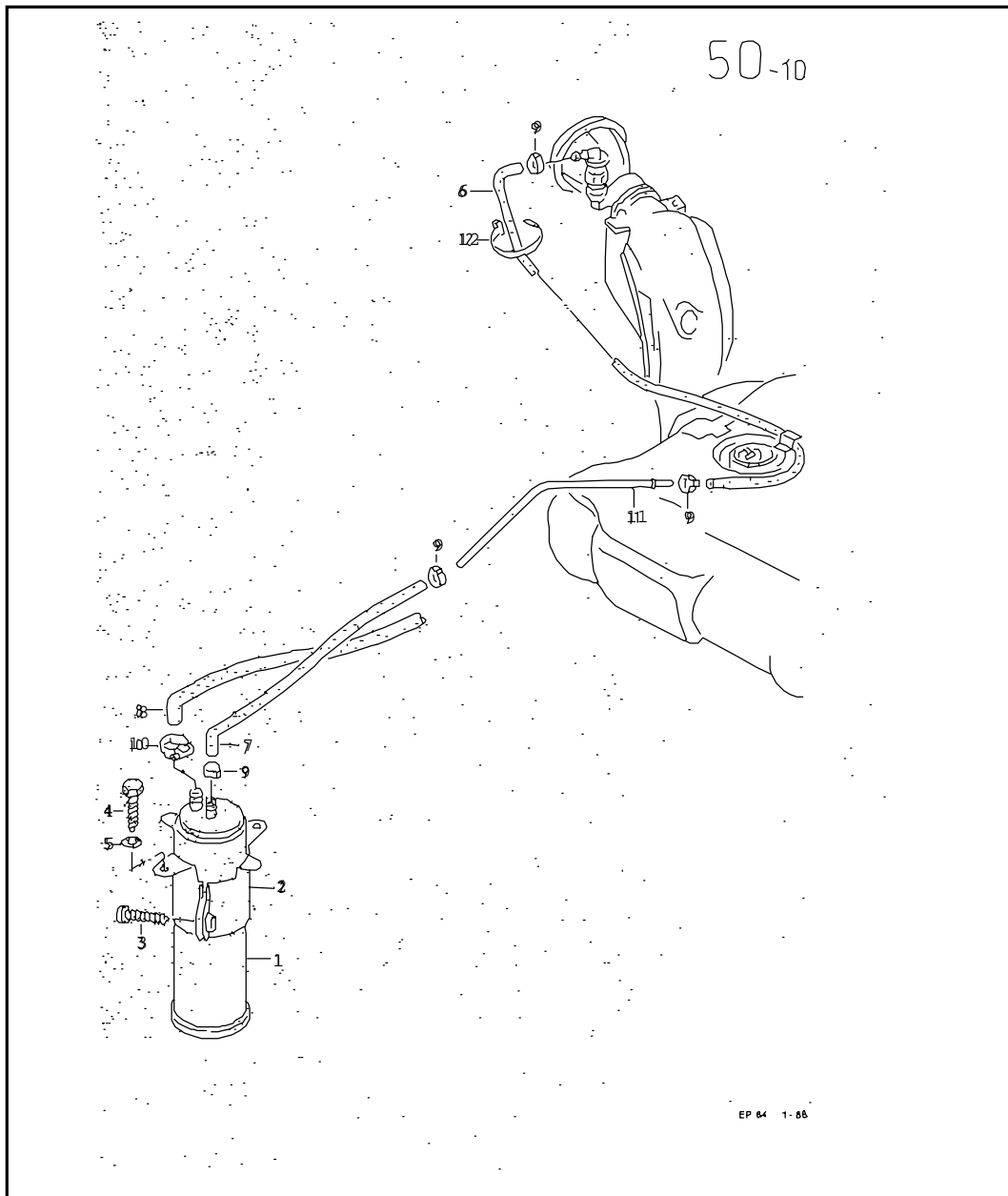


Pos	Part Number	Name	Remarks	Qty	Model
		fuel tank			squareback
1	333 201 075 Q	fuel tank		1	RA, 1Y, SB, AAZ
(1)	333 201 075 K	fuel tank		1	RP, PB, PF, 1F, 2E, AAM, AAA
(1)	333 201 075 J	fuel tank		1	EZ, RF, KR, 9A
		as required use: insert for use with leadfree fuel	191 201 124	1	
2	333 201 303	reservoir		1	
3	191 201 375 A	union nut		1	KR, 9A, RA, EZ, RF, RA, 1Y, SB, AAZ
	5/88 7/91 01C	satin black			
(3)	321 201 375 A	union nut		1	PB, PF, RP, 1F, 2E, AAM, AAA
(4)	357 201 691 A	retainer	left	2	
5	357 201 692	retainer	right	1	
6	191 201 661	bracket		1	
7	333 201 653	strap	left	1	
8	333 201 654	strap	right	2	
9	N 010 242 22	screw, hexagonal head	M8X25	5	
10	211 843 661	washer		5	
11	1H9 201 142 A	ground strap		1	
12	191 201 136 A	bleeder valve		1	
13	191 201 375	union nut		1	
14	357 201 253 B	retainer		1	
			also use: 357 201 255	1	
14	357 201 253 B	retainer		1	
			also use: 357 201 255	1	
15	191 201 254	plug		1	
16	N 013 894 2	tapping screw, hex.hd.	BZ6, 3X25	2	
17	N 011 666 10	washer	B6, 1X18X2	2	
18	357 201 255	ring		1	



Model	Year	MG	SG	Illustration	VIN No.	Update	11:48	18.10.1999		ETKA	
PA	90	2	01	50-05		336					

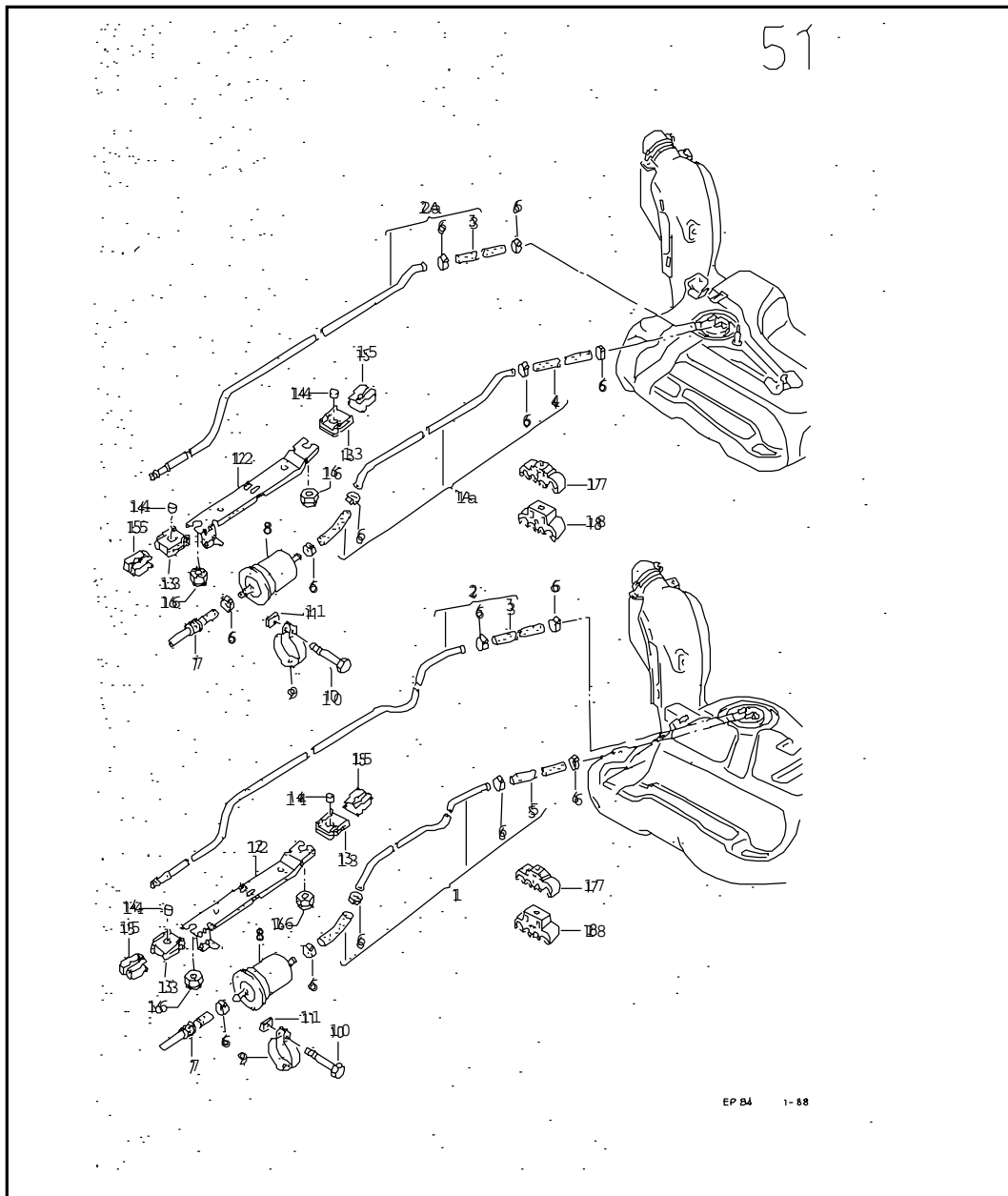
Pos	Part Number	Name	Remarks	Qty	Model	Pos	Part Number	Name	Remarks	Qty	Model
19	191 201 124	insert for use with leadfree fuel		1		31		shorten to:	90MM	1	
20	191 201 553 A	fuel tank cap for vehicles with central locking system		1		32		shorten to:	300MM	1	
	4/88 7/91 01C	satin black				33	N 900 603 01	cable binder	6,5X175	X	
21	191 201 557	sealing washer		1		34		see illustration:	128		
22	191 201 551 D	cap, lockable for single key system with separate lock cylinder but without tumblers, springs and keys for fuel tank system 'a' profile ah		1							
(22)	191 201 551 A	cap, lockable, not for one key locking system for fuel tank		1							
(22)	191 201 551 A	cap, lockable, not for one key locking system for fuel tank		1							
	5/88 7/91 SBV	(self-service pack)									
23	357 201 751	gravity valve		1							
24	N 903 596 01	o-ring	29X3	1							
25	333 201 182	breather hose for vehicles with activated carbon container		1							
-	N 101 238 01	hose in coils of 5m 'order unit 5'	13,5X3	*							
26		shorten to:	300MM	1							
27		shorten to:	230MM	1							
-	N 020 281 1	hose in coils of 5m 'order unit 5'	7X3	*							
28		shorten to:	260MM	1							
29	N 102 582 01	clip	AL12-22	X							
30	N 024 122 2	clip	9X11-15	2							
-	N 100 816 01	hose in coils of 5m 'order unit 5'	9,5X3	*							

Model	Year	MG	SG	Illustration	VIN No.	Update	11:48	18.10.1999		ETKA	
PA	90	2	01	50-10		336					





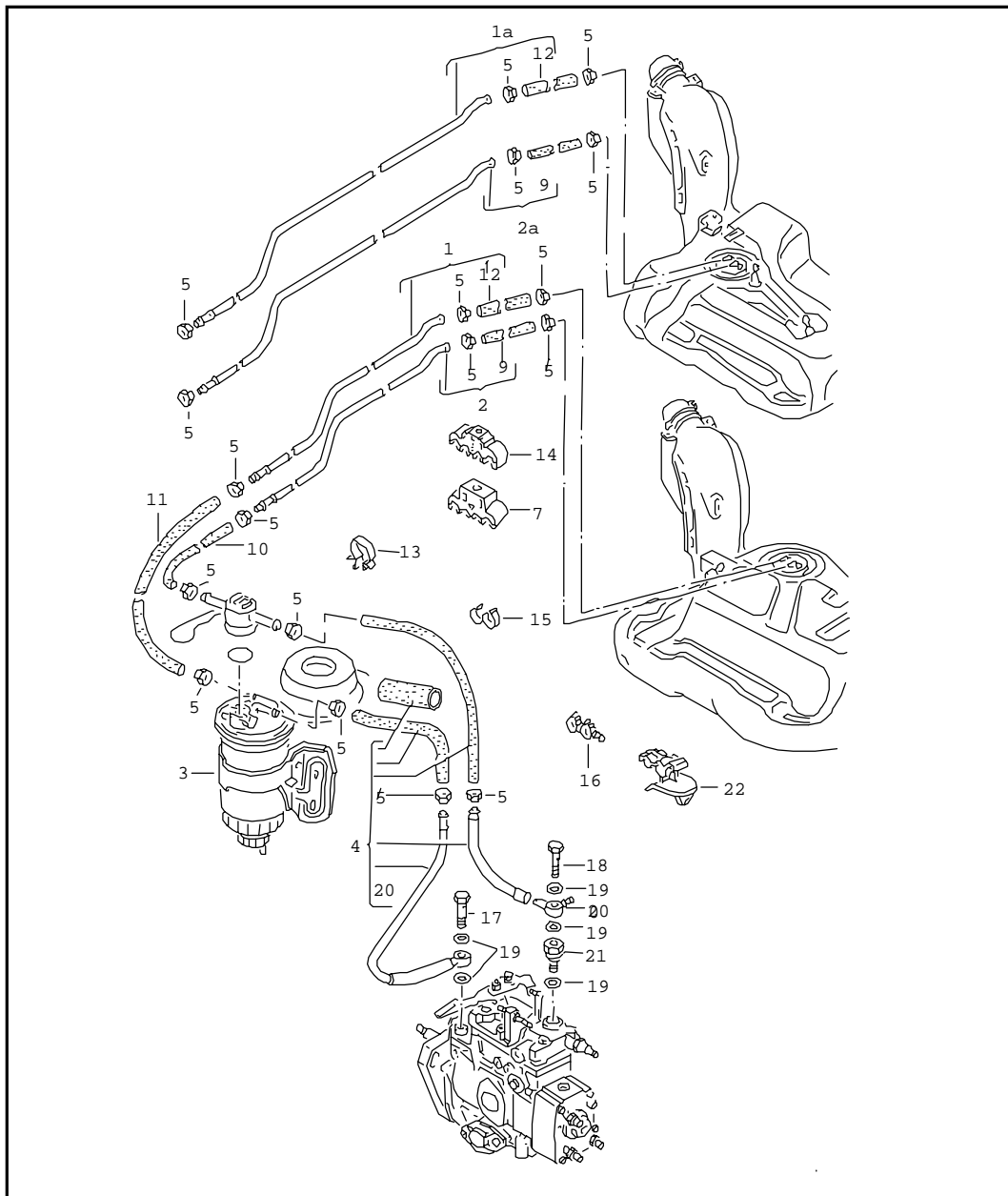
Pos	Part Number	Name	Remarks	Qty	Model
		activated carbon container			MONO- JETRONIC: RP, 1F; MONO- MOTRONIC: AAM; DIGIFANT: PF, 2E, AAA; MOTRONIC: 9A
1	171 201 801 A	activated carbon container		1	
2	357 201 827 A	bracket		1	
3	N 013 948 1	tapping screw, fill. hd.	B5,5X25	1	
4	N 013 894 2	tapping screw, hex.hd.	BZ6,3X25	2	
5	N 012 226 5	spring washer	B6	X	
6	333 201 182	breather hose	1420MM	1	squareback
(6)			shorten to: 1200MM	1	notchback
7	357 201 179	breather hose		1	
8	357 201 179 B	breather hose		1	1F, 9A, AAA, AAM, RP
(8)	357 201 179 C	breather hose		1	PF, 2E
9	N 024 528 1	clip	LC8-12	X	
10	N 102 582 01	clip	AL12-22	1	
11	333 201 997 B	breather tube		1	VARIANT
(11)	357 201 997 D	breather tube		1	STUFENHECK
12	N 900 603 01	cable binder	6,5X175	X	
-	191 201 316	sleeve	4X29MM	X	

Model	Year	MG	SG	Illustration	VIN No.	Update	11:48	18.10.1999		ETKA	
PA	90	2	01	51-00		336					





Pos	Part Number	Name	Remarks	Qty	Model
		fuel line fuel filter			MONO- JETRONIC: RP, 1F; MONO- MOTRONIC: AAM; DIGIFANT: PB, PF, 2E, AAA
1	333 201 293 B	fuel pipe	feed	1	squareback
1A	357 201 293 C	fuel pipe	feed	1	notchback
2	333 201 219 F	fuel pipe	return	1	squareback
2A	357 201 219 E	fuel pipe	return	1	notchback
-	N 020 281 1	hose in coils of 5m 'order unit 5'	7X3	*	
3			shorten to: 150MM	1	
4			shorten to: 130MM	1	squareback
5			shorten to: 100MM	1	notchback
6	N 100 834 01	retaining clip	14, 8X6X1	X	
7	357 201 374 F	fuel pipe	feed	1	
8	251 201 511 A	fuel filter		1	
9	251 201 679	bracket		1	
10	N 010 348 4	screw, hexagonal head	M6X43	1	
11	251 813 599	threaded plate	M6	1	
12	357 201 505 A	bracket		1	
13	191 201 274	buffer		2	
14	357 201 278	spacer bush		2	
15	191 201 280 A	speed nut		2	
15	191 201 280 A	speed nut		2	
16	N 902 920 01	hex. nut, self-locking	M8	2	
17	191 201 449	clamp		X	
18	357 201 449 C	clamp		X	
-	191 201 316 A	sleeve	6X29MM	X	



Model	Year	MG	SG	Illustration	VIN No.	Update	11:49	18.10.1999		ETKA	
PA	90	2	01	51-10		336					

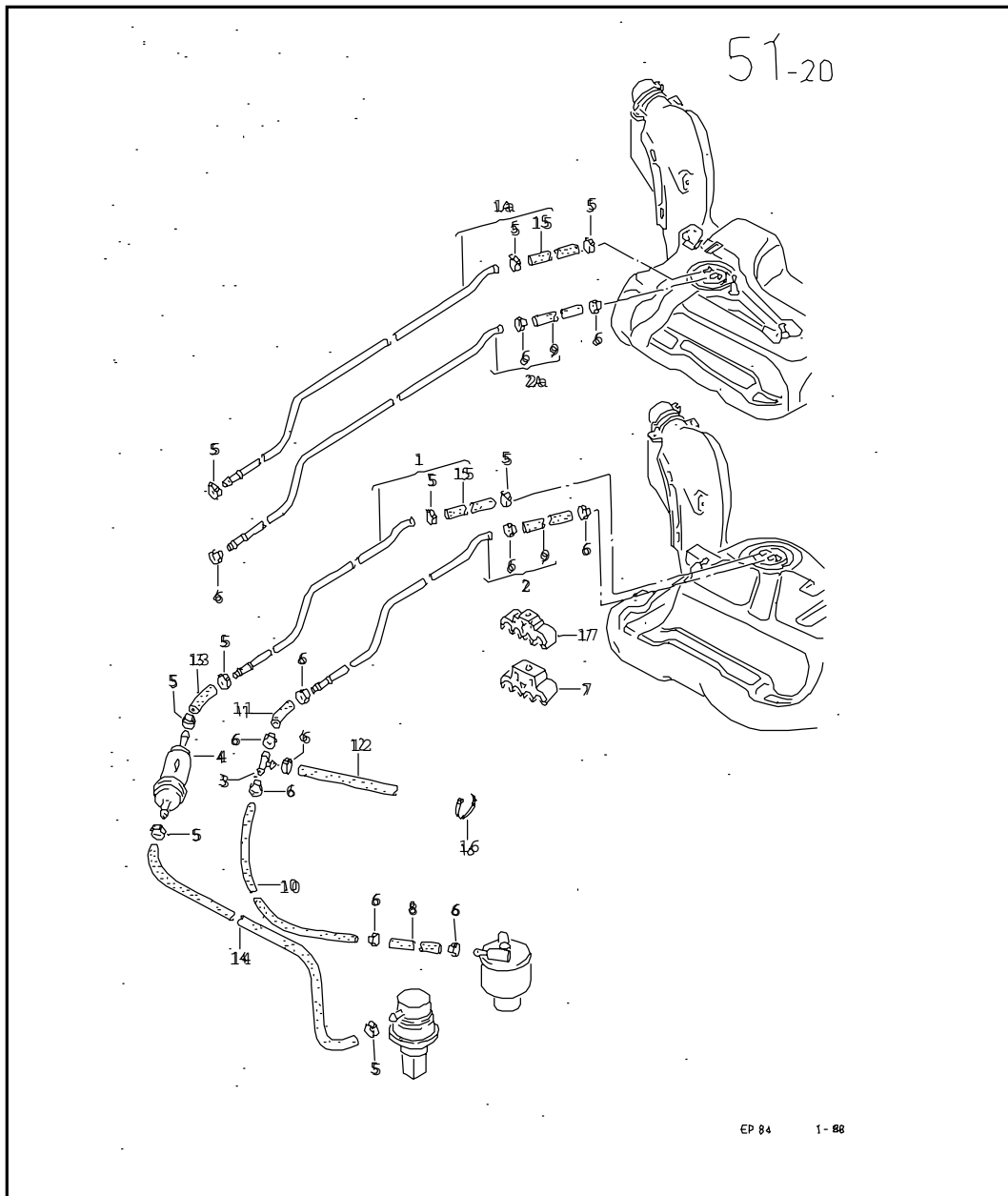


Pos	Part Number	Name	Remarks	Qty	Model
		fuel line			diesel eng.: RA, 1Y, SB, AAZ
1	333 201 215 C	fuel pipe	feed	1	squareback
1A	357 201 215 C	fuel pipe	feed	1	notchback
2	333 201 219 H	fuel pipe	return	1	squareback
2A	357 201 219 K	fuel pipe	return	1	notchback
3		see illustration:	27-10		
4	357 130 307	1 set of fuel pipes	feed/return	1	RA, SB
(4)	357 130 307 A	1 set of fuel pipes	feed/return	1	1Y
(4)	357 130 307 E	1 set of fuel pipes	feed/return	1	AAZ
5	N 024 122 2	clip	9X11-15	X	
7	357 201 449 C	clamp		X	
-	N 900 996 01	hose in coils of 5m 'order unit 5'	5,5X3	*	
9		shorten to:	130MM	1	
10		shorten to:	80MM	1	
-	N 020 281 1	hose in coils of 5m 'order unit 5'	7X3	*	
11		shorten to:	500MM	1	
12		shorten to:	130MM	1	
13	N 902 055 01	cable binder	4,5X140	X	
14	191 201 449	clamp		X	
15	321 201 443	clip		X	
16	867 201 687	holder		X	
17	048 133 505	banto bolt with filter	M12X1,5	1	
18	068 130 157	banto bolt with return flow restrictor		1	
19	N 013 812 8	sealing washer	A12X15,5	5	
20	N 901 431 01	adapter	LL8X5/3	1	
21	431 209 197	intermediate piece		1	



Model	Year	MG	SG	Illustration	VIN No.	Update	11:49	18.10.1999		ETKA	
PA	90	2	01	51-10		336					

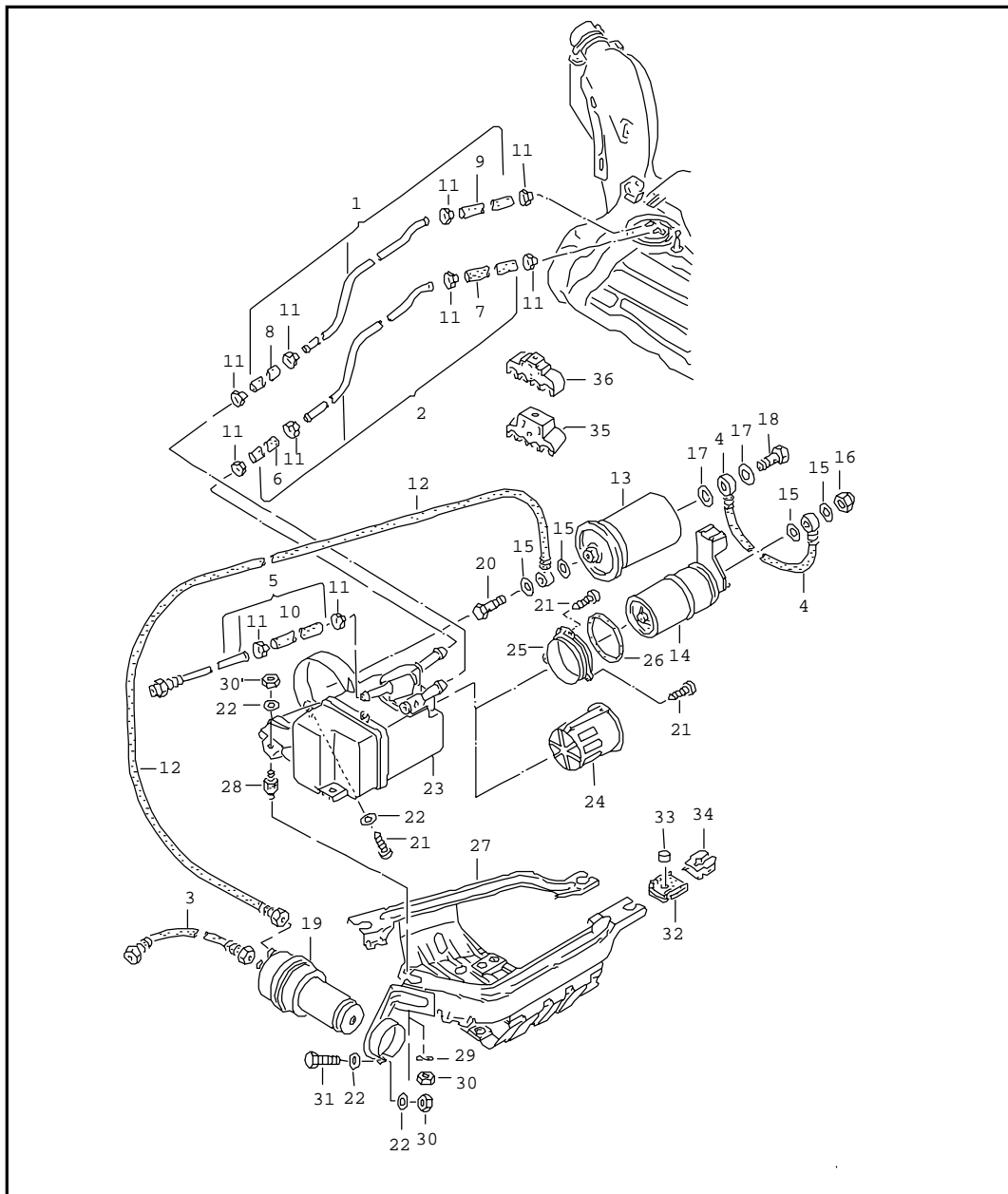
Pos	Part Number	Name	Remarks	Qty	Model	Pos	Part Number	Name	Remarks	Qty	Model
(21)	431 209 197 A	intermediate piece		1	automatic						
22	357 130 325 B	bracket for fuel line		1	AAZ						
(22)	357 130 325	bracket for fuel line		1	SB						

Model	Year	MG	SG	Illustration	VIN No.	Update	11:49	18.10.1999		ETKA	
PA	90	2	01	51-20		336					





Pos	Part Number	Name	Remarks	Qty	Model
		fuel line			EZ,RF
1	333 201 215 C	fuel pipe	feed	1	squareback
1A	357 201 215 C	fuel pipe	feed	1	notchback
2	333 201 219 H	fuel pipe	return	1	squareback
2A	357 201 219 K	fuel pipe	return	1	notchback
3	037 127 563 B	t-piece	7,5/4	1	
4	191 201 511 A	fuel filter		1	
5	N 100 834 01	retaining clip	14,8X6X1	X	
6	N 100 497 01	retaining clip	12,6X6X0,8	X	
7	357 201 449 C	clamp		X	
-	N 900 996 01	hose in coils of 5m 'order unit 5'	5,5X3	*	
8		shorten to:	45MM	1	
9		shorten to:	155MM	1	
10		shorten to:	480MM	1	
11		shorten to:	70MM	1	
12		shorten to:	250MM	1	
-	N 020 281 1	hose in coils of 5m 'order unit 5'	7X3	*	
13		shorten to:	240MM	1	
-	N 900 801 02	hose in coils of 5m 'order unit 5'	7,5X3	*	
14		shorten to:	500MM	1	
-	N 020 281 1	hose in coils of 5m 'order unit 5'	7X3	*	
-	N 020 281 1	hose in coils of 5m 'order unit 5'	7X3	*	
15		shorten to:	130MM	1	
16	N 020 902 2	cable binder	6X246	X	
17	191 201 449	clamp		X	



Model	Year	MG	SG	Illustration	VIN No.	Update	11:49	18.10.1999		ETKA	
PA	90	2	01	51-30		336					

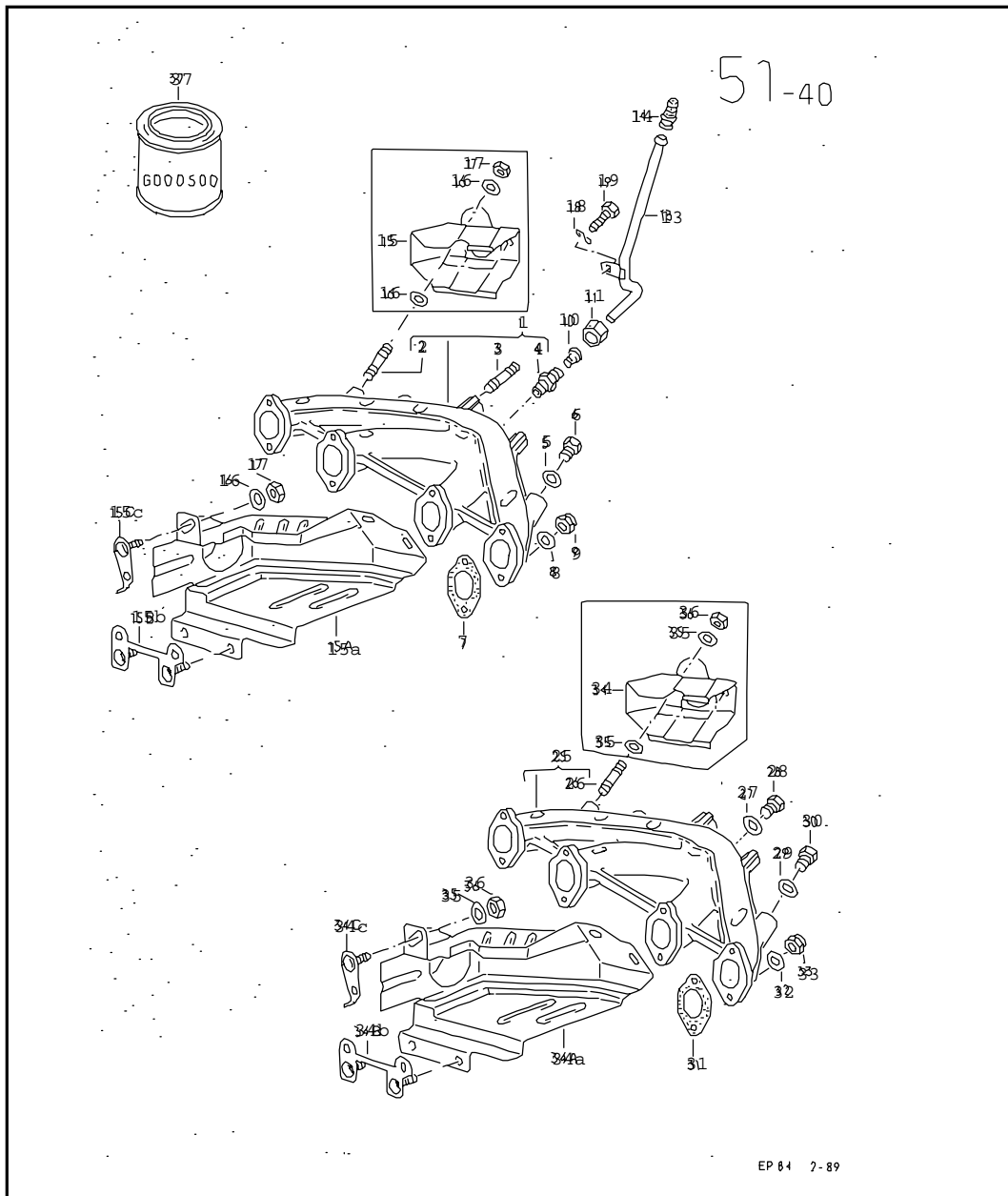


Pos	Part Number	Name	Remarks	Qty	Model
		accumulator fuel filter fuel pump fuel pipe			K-JETRONIC: KR MOTRONIC: 9A
1	357 201 293 D	fuel pipe	feed	1	notchback
(1)	333 201 293 C	fuel pipe	feed	1	squareback
2	357 201 294 A	fuel pipe	return	1	notchback
(2)	333 201 294 A	fuel pipe	return	1	squareback
3	357 201 374 C	fuel pipe F	feed >> 31-L-220 000	1	
(3)	357 201 374 G	fuel pipe F 31-L-220 001>>	feed	1	
4	357 201 373 A	fuel pipe	feed	1	
5	357 201 355 B	fuel pipe	return	1	
-	N 020 281 1	hose in coils of 5m 'order unit 5'	7X3	*	
6		shorten to:	75MM	1	
7		shorten to:	110MM	1	notchback
(7)		shorten to:	130MM	1	squareback
8		shorten to:	80MM	1	
9		shorten to:	150MM	1	notchback
(9)		shorten to:	130MM	1	squareback
10		shorten to:	130MM	1	
11	N 100 834 01	retaining clip	14,8X6X1		
(12)	357 201 218 A	fuel pipe	feed 160MM	1	
13	811 133 511 D	fuel filter		1	
14		see illustration:	166-20		
15	N 013 812 8	sealing washer	A12X15,5	4	
16	N 011 069 1	cap nut	M12X1,5	1	
17	049 133 696 B	sealing washer	14,7X22	2	
18	N 903 580 01	banto bolt	LL10-2	2	



Model	Year	MG	SG	Illustration	VIN No.	Update	11:49	18.10.1999		ETKA	
PA	90	2	01	51-30		336					

Pos	Part Number	Name	Remarks	Qty	Model	Pos	Part Number	Name	Remarks	Qty	Model
19	431 133 441 C	accumulator		1	KR						
(19)	893 133 441	accumulator		1	9A						
20	048 133 505	banto bolt with filter	M12X1,5	1							
21	N 902 240 01	fillister hd. screw	E5X30	4							
22	N 011 666 10	washer	B6,1X18X2	6							
23	357 201 043 A	casing for fuel pump		1							
24	191 201 531	strainer		1	KR						
(24)	191 201 531 A	strainer		1	9A						
25	191 201 792	clamping ring	D=61MM	1	KR						
(25)	191 201 792 B	clamping ring	D=53,5MM	1	9A						
26	N 902 238 02	seal	59X5,3-N	1	KR						
(26)	N 902 628 02	seal	51X5,3N	1	9A						
27	357 201 503 A	bracket		1							
28	191 201 256	bonded rubber mounting		3							
29	N 012 226 5	spring washer	B6	X							
30	N 011 006 24	hex. nut	M6	7							
31	N 010 217 10	screw, hexagonal head	M6X20	1							
31	N 010 217 10	screw, hexagonal head	M6X20	1							
32	191 201 274	buffer		4							
33	357 201 278	spacer bush		4							
34	191 201 280 A	speed nut		4							
35	191 201 449	clamp		X							
36	357 201 449 C	clamp		X							
-	357 804 981	molded piece for: fuel pipe		1							



Model	Year	MG	SG	Illustration	VIN No.	Update	11:50	18.10.1999		ETKA	
PA	90	2	53	51-40		336					

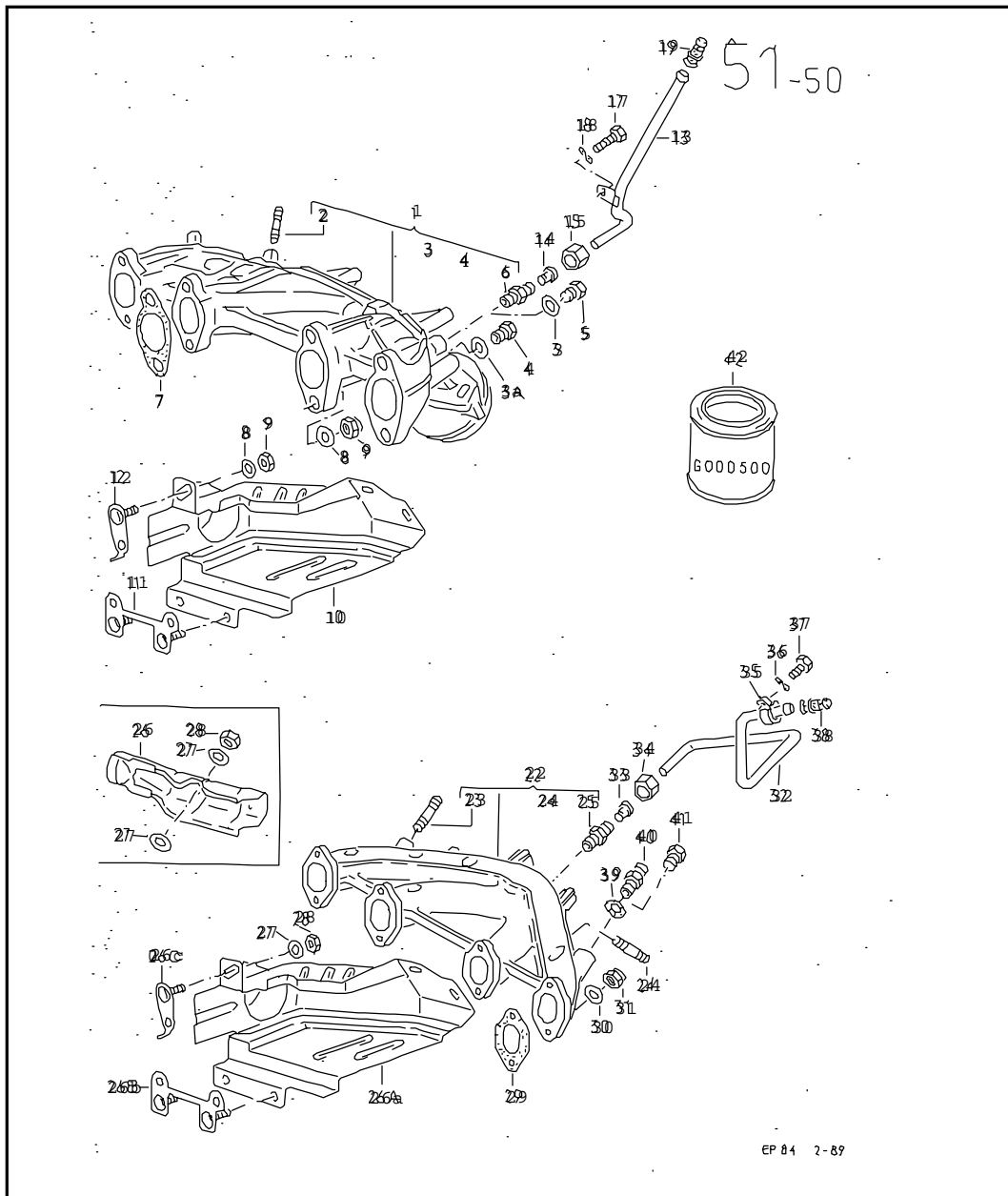


Pos	Part Number	Name	Remarks	Qty	Model
		exhaust manifold	1.6ltr.		RF
1	027 253 031 BD	exhaust manifold		1	
2	N 044 511 2	stud	M8X18	2	
3	N 044 511 2	stud	M8X18	1	
4	N 020 801 2	adapter	L8M-B	1	
5	N 013 814 9	sealing washer	14X18X1,5	1	
6	N 902 889 01	plug	M14X1,5X16	1	
7	* 028 129 589 B	gasket		4	
8	N 011 558 11	washer	8,4X15X1,6	8	
9	059 129 601	hex. nut, self-locking	M8	8	
10	N 020 829 2	ring	L8	2	
11	N 021 022 2	union nut	AL8	1	
13	037 129 701	adapter for co test		1	
(14)	034 133 335 D	cap	7MM	1	
-	N 102 582 01	clip	AL12-22	1	
15	---	discontinued / replacement:	051 253 041	1	
15A	051 253 041	warm air deflector plate M RF 276 357>>		1	
15B	051 253 084	bracket M RF 276 357>>		1	
15C	051 253 084 C	bracket M RF 276 357>>		1	
16	N 011 558 11	washer	8,4X15X1,6	4	
17	059 129 601	hex. nut, self-locking	M8	2	
18	N 012 241 11	spring washer	B8X15X0,8	1	
19	N 010 239 11	screw, hexagonal head	M8X18	1	
		exhaust manifold	1.6ltr.		EZ
25	027 253 031 BL	exhaust manifold		1	
		also use:			
			N 013 814 9	1	
			N 902 889 01	1	



Model	Year	MG	SG	Illustration	VIN No.	Update	11:50	18.10.1999		ETKA	
PA	90	2	53	51-40		336					

Pos	Part Number	Name	Remarks	Qty	Model	Pos	Part Number	Name	Remarks	Qty	Model
26	N 044 511 2	stud	M8X18	3							
27	N 013 814 9	sealing washer	14X18X1,5	X							
28	N 016 027 5	plug	M14X1,5	X							
29	N 013 814 9	sealing washer	14X18X1,5	1							
30	N 902 889 01	plug	M14X1,5X16	1							
31	* 028 129 589 B	gasket		4							
32	N 011 558 11	washer	8,4X15X1,6	8							
33	059 129 601	hex. nut, self-locking	M8	8							
34	--- --- --- .	discontinued / replacement:	051 253 041								
34A	051 253 041	warm air deflector plate M EZ 634 650>>		1							
34B	051 253 084	bracket M EZ 634 650>>		1							
34C	051 253 084 C	bracket M EZ 634 650>>		1							
35	N 011 558 11	washer	8,4X15X1,6	4							
36	059 129 601	hex. nut, self-locking	M8	2							
(37)	G 052 112 A3	hot-bolt-paste	170G	X							



Model	Year	MG	SG	Illustration	VIN No.	Update	11:50	18.10.1999		ETKA	
PA	90	2	53	51-50		336					

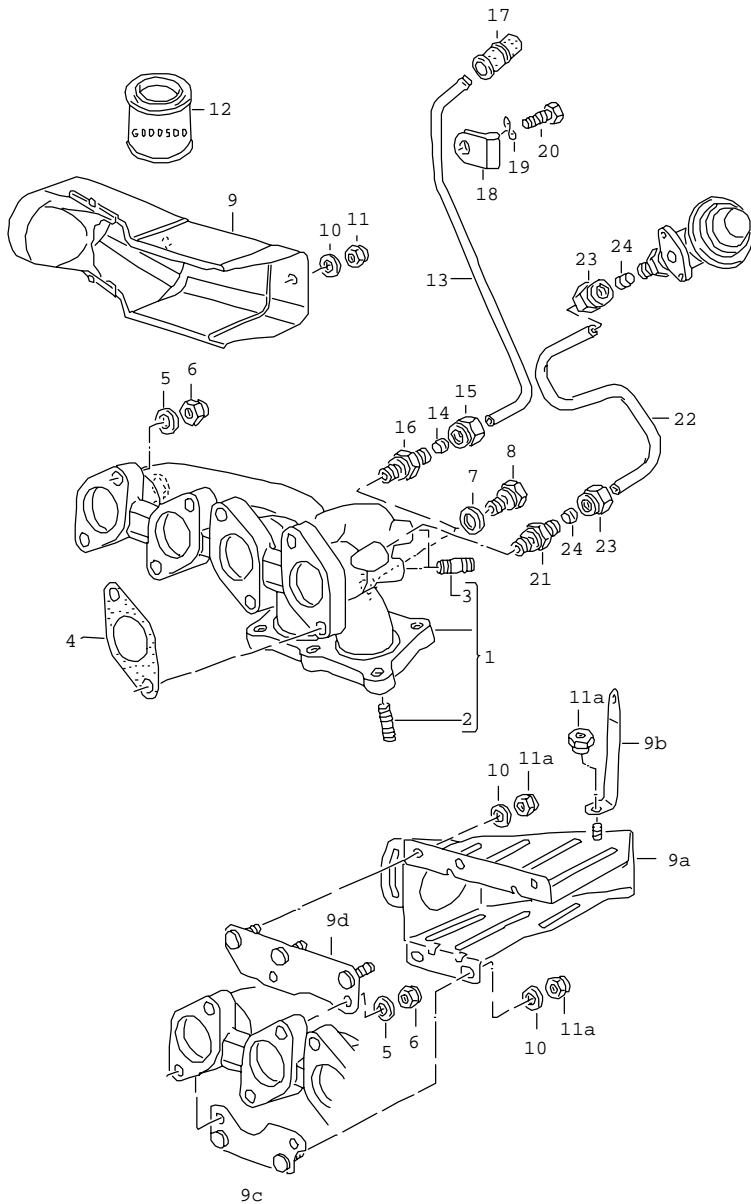


Pos	Part Number	Name	Remarks	Qty	Model
		exhaust manifold	1.6/1.8ltr.		1F,RP,AAM
1	037 253 031 R	exhaust manifold		1	1F,AAM
(1)	051 253 031 B	exhaust manifold	>>M RP095430	1	RP
		also use:	051 253 041	1	
			051 253 084	1	
			051 253 084 C	1	
		also use:			
		for vehicles without emission control system	N 013 818 2	1	
			N 016 153 1	1	
2	N 044 512 2	stud	M8X30	1	1F,AAM
2	N 044 512 2	stud	M8X30		
		M >> RP 095 430		3	
		M RP 095 431>>		1	
(2)	N 044 511 2	stud	M8X18	1	RP
3	N 013 818 2	sealing washer	A12X16	1	
3A	N 013 832 6	sealing washer	18X22X1,5	1	
4	N 016 161 6	plug lambda probe	M18X1,5	1	
5	N 016 153 1	plug	AM12X1,5	1	
6	N 020 801 2	adapter	L8M-B	1	
7	* 028 129 589 B	gasket		4	
8	N 011 558 11	washer	8,4X15X1,6	X	
9	059 129 601	hex. nut, self-locking	M8	X	
(10)	051 253 041 C	warm air deflector plate	rhd	1	RP,AAM
10	051 253 041	warm air deflector plate	lhd	1	1F,AAM
(10)	027 253 041	warm air deflector plate M >> RP 095 430		1	
10	051 253 041	warm air deflector plate M RP 095 431>>	lhd	1	
11	051 253 084	bracket		1	1F,AAM
11	051 253 084	bracket M RP 095 431>>		1	
12	051 253 084 C	bracket		1	1F,AAM



Model	Year	MG	SG	Illustration	VIN No.	Update	11:50	18.10.1999		ETKA	
PA	90	2	53	51-50		336					

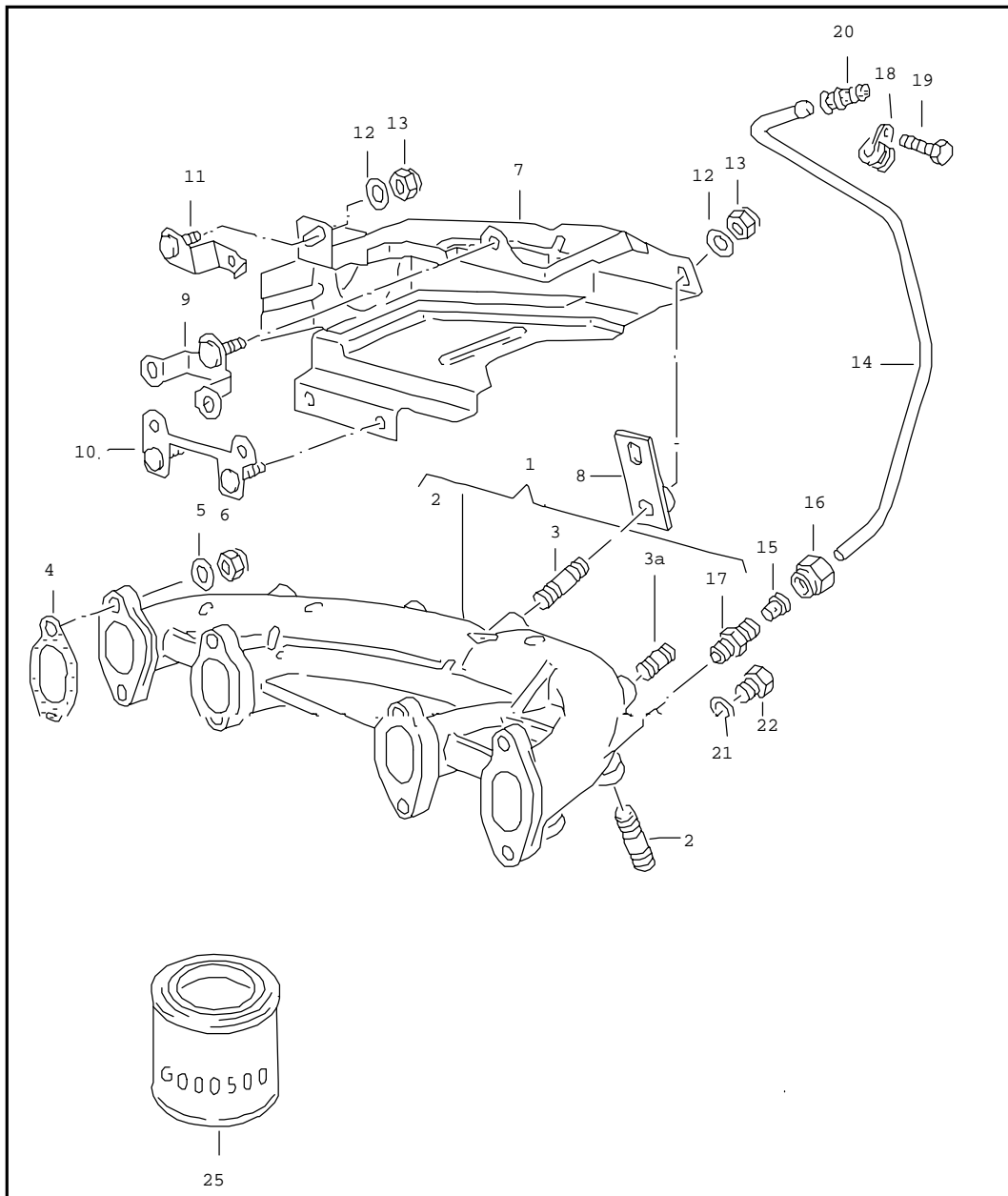
Pos	Part Number	Name	Remarks	Qty	Model	Pos	Part Number	Name	Remarks	Qty	Model
12	051 253 084 C	bracket M RP 095 431>>		1		26B	051 253 084	bracket M PF 081 752>> M PB 093 463>>		1 1	
13	051 129 701	adapter for co test		1	1F,AAM	26C	051 253 084 D	bracket M PF 081 752>> M PB 093 463>>		1 1	
13	051 129 701	adapter for co test M >> RP 277 766		1		27	N 011 558 11	washer	8,4X15X1,6	4	
(13)	051 129 701 A	adapter for co test M RP 277 767>>		1		28	059 129 601	hex. nut, self-locking	M8	2	
(13)	051 129 701 A	adapter for co test for vehicles with retro fitted lambda regulated exhaust emission system (conversion : 01/90 >> 12/95)		1	RP	29	* 028 129 589 B	gasket		4	
14	N 020 829 2	ring	S8	1		30	N 011 558 11	washer	8,4X15X1,6	8	
15	N 021 022 2	union nut	AL8	1		31	059 129 601	hex. nut, self-locking	M8	8	
17	N 010 239 11	screw, hexagonal head	M8X18	1		32	037 253 873	adapter for co test		1	PF,PB
18	N 012 241 11	spring washer	B8X15X0,8	1		33	N 020 829 2	ring	S8	1	
(19)	034 133 335 D	cap	7MM	1		34	N 021 022 2	union nut	AL8	1	
		exhaust manifold	1.8ltr.		PB,PF	35	N 020 609 3	clip	D1-8X15	1	PF
22	027 253 031 BB	exhaust manifold	also use: 043 131 737 N 013 830 2	1 1 1	PB PB	36	N 012 226 5	spring washer	B6	1	PF
-	043 131 737	cap nut		X		37	N 010 215 27	screw, hexagonal head	M6X15	1	PF
-	N 013 830 2	sealing washer	A8X12	X		(38)	034 133 335 D	cap	7MM	1	
23	N 044 511 2	stud	M8X18	3		39	N 013 814 9	sealing washer	14X18X1,5	1	
(23)	N 044 512 2	stud	M8X30	1		41	N 902 889 01	plug	M14X1,5X16	1	
24	N 044 520 3	stud	M10X28	6 3	automatic	(42)	G 052 112 A3	hot-bolt-paste	170G	X	
25	N 020 801 2	adapter	L8M-B	1							
26	027 253 041	warm air deflector plate M >> PF 081 751 M >> PB 093 462		1 1							
26A	051 253 041	warm air deflector plate M PF 081 752>> M PB 093 463>>		1 1							

Model	Year	MG	SG	Illustration	VIN No.	Update	11:50	18.10.1999		ETKA	
PA	90	2	53	51-55		336					

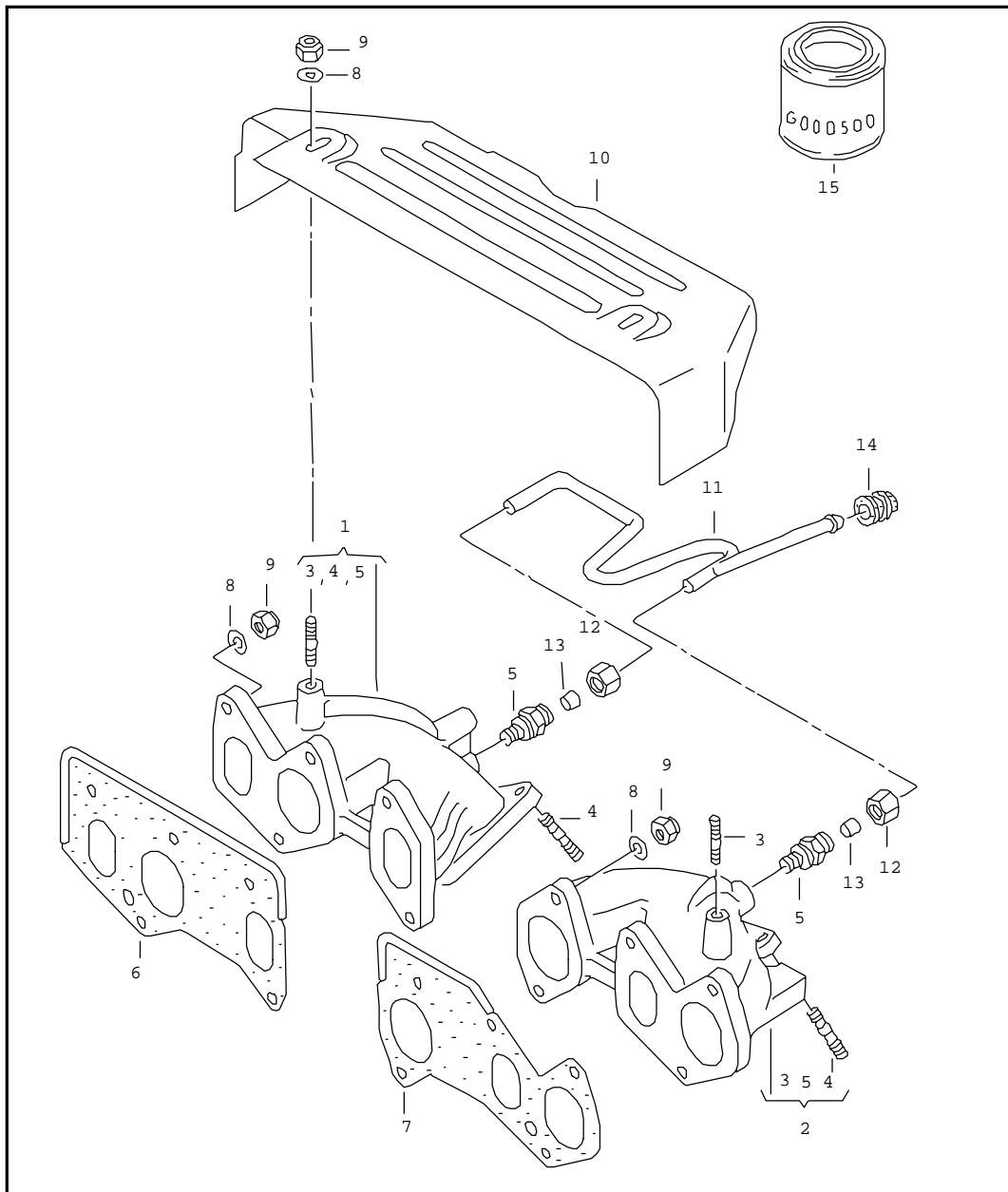


Pos	Part Number	Name	Remarks	Qty	Model
		exhaust manifold	1.8/2.0ltr.		KR,9A
(1)	027 253 031 BH	exhaust manifold		1	KR
		also use:			
	N 013 812 8			1	KR
	N 016 153 1			1	KR
	N 013 814 9			1	
	N 902 889 01			1	
-	N 013 814 9	sealing washer	14X18X1,5	1	
-	N 902 889 01	plug	M14X1,5X16	1	
2	N 044 520 3	stud	M10X28	6	
3	N 044 511 2	stud	M8X18	2	
4	027 129 589 A	gasket		4	
5	N 011 558 11	washer	8,4X15X1,6	8	
6	N 902 002 01	shouldered hex. nut, self-locking	AM8	8	
7	N 013 812 8	sealing washer	A12X15,5	X	KR
8	N 016 153 1	plug	AM12X1,5	1	KR
9	027 253 041 A	warm air deflector plate		1	
10	N 011 558 11	washer	8,4X15X1,6	4	
11	059 129 601	hex. nut, self-locking	M8	2	
11A	N 902 002 01	shouldered hex. nut, self-locking	AM8	6	automatic: 9A
(12)	G 052 112 A3	hot-bolt-paste	170G	X	
13	027 129 703 H	adapter for co test		1	9A
(13)	051 129 703 E	adapter for co test		1	automatic: 9A
14	N 020 829 2	ring	L8	1	9A
15	N 021 022 2	union nut	AL8	1	9A
16	N 020 801 2	adapter	L8M-B	1	9A
(17)	034 133 335 D	cap	7MM	1	9A
18	N 901 367 01	clip	B20XB8	1	9A
19	N 012 229 3	spring washer	A8X15X0,5	1	9A
20	N 010 242 22	screw, hexagonal head	M8X25	1	9A



Model	Year	MG	SG	Illustration	VIN No.	Update	11:50	18.10.1999		ETKA	
PA	90	2	53	51-57		336					



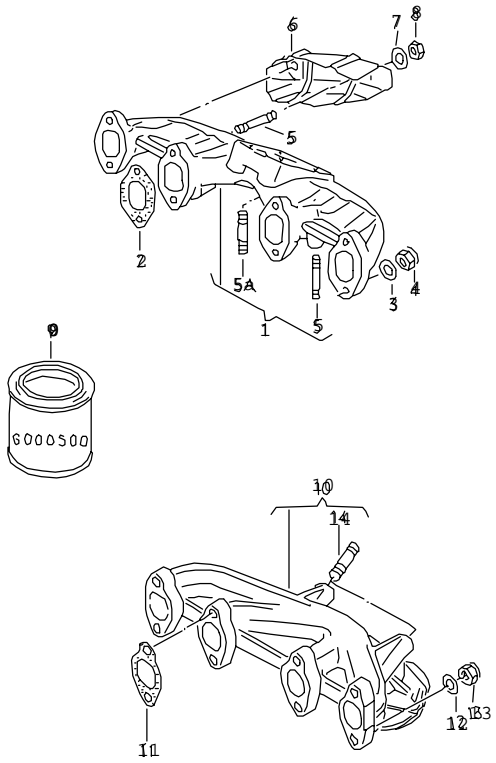
Pos	Part Number	Name	Remarks	Qty	Model
		exhaust manifold	2.0ltr.		2E
1	037 253 031 L	exhaust manifold		1	
2	N 044 520 3	stud	M10X28	6	
3	N 044 512 2	stud	M8X30	1	
3A	N 044 511 2	stud	M8X18	1	
4	028 129 589 B	gasket		4	
5	N 011 558 11	washer	8,4X15X1,6	8	
6	N 902 002 01	shouldered hex. nut, self-locking	AM8	8	
7	037 253 041 H	warm air deflector plate		1	
8	037 133 229 C	support		1	
9	037 253 084 D	bracket		1	
10	051 253 084	bracket		1	
11	051 253 084 D	bracket		1	
12	N 011 558 11	washer	8,4X15X1,6	2	
13	059 129 601	hex. nut, self-locking	M8	5	
(14)	037 253 873 T	adapter for co test		1	
15	N 020 829 2	ring	L8	1	
16	N 021 022 2	union nut	AL8	1	
17	N 020 801 2	adapter	L8M-B	1	
18	N 020 609 3	clip	D1-8X15	1	
19	N 010 215 27	screw, hexagonal head	M6X15	1	
(20)	034 133 335 D	cap	7MM	1	
21	N 013 812 8	sealing washer	A12X15,5	X	
22	N 016 153 1	plug	AM12X1,5	X	
(25)	G 052 112 A3	hot-bolt-paste	170G	X	



Pos	Part Number	Name	Remarks	Qty	Model
		exhaust manifold	2.8ltr.		6 cylinder: AAA
(1)	021 253 031 C	exhaust manifold	cylinders 1-3	1	
(2)	021 253 032 B	exhaust manifold	cylinders 4-6	1	
			also use:		
	N 013 814 9	sealing washer	14X18X1,5	X	
	N 902 889 01	plug	M14X1,5X16	X	
3	N 014 530 5	stud	AM8AX25	3	
4	N 044 520 3	stud	M10X28	6	
5	N 020 801 2	adapter	L8M-B	2	
6	021 253 039 C	gasket	cylinders 1-3	1	
7	021 253 050	gasket	cylinders 4-6	1	
8	N 900 955 01	washer	8,4X15X4	15	
9	059 129 601	hex. nut, self-locking	M8	15	
10	021 253 037 B	warm air deflector plate		1	
11	021 253 871 A	adapter for co test		1	
12	N 021 022 2	union nut	AL8	2	
13	N 020 829 2	ring	L8	2	
(14)	034 133 335 D	cap	7MM	1	
(15)	G 052 112 A3	hot-bolt-paste	170G	X	



Model	Year	MG	SG	Illustration	VIN No.	Update	11:51	18.10.1999		ETKA	
PA	90	2	53	51-60		336					

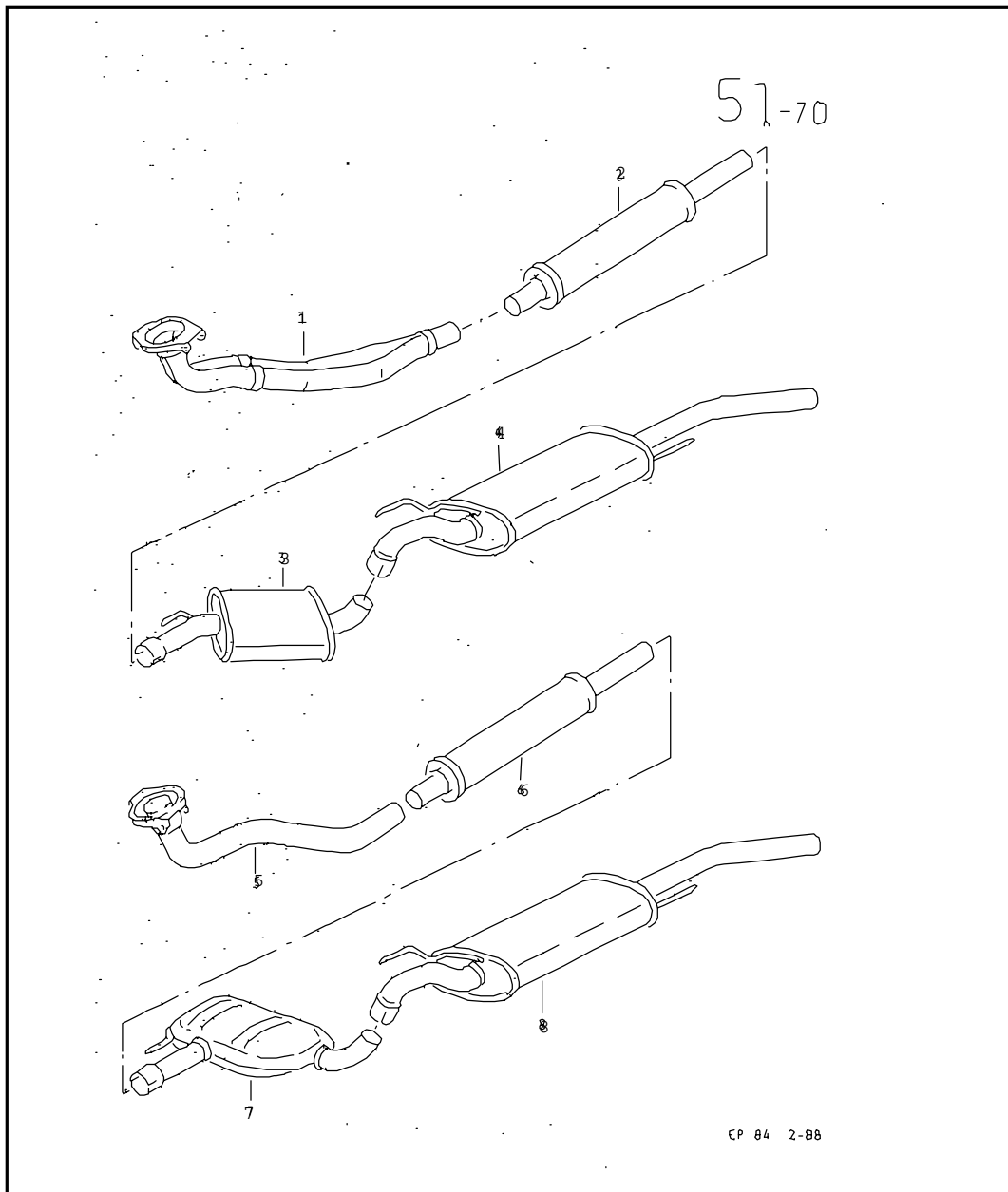
51-60





EP 4 3-89

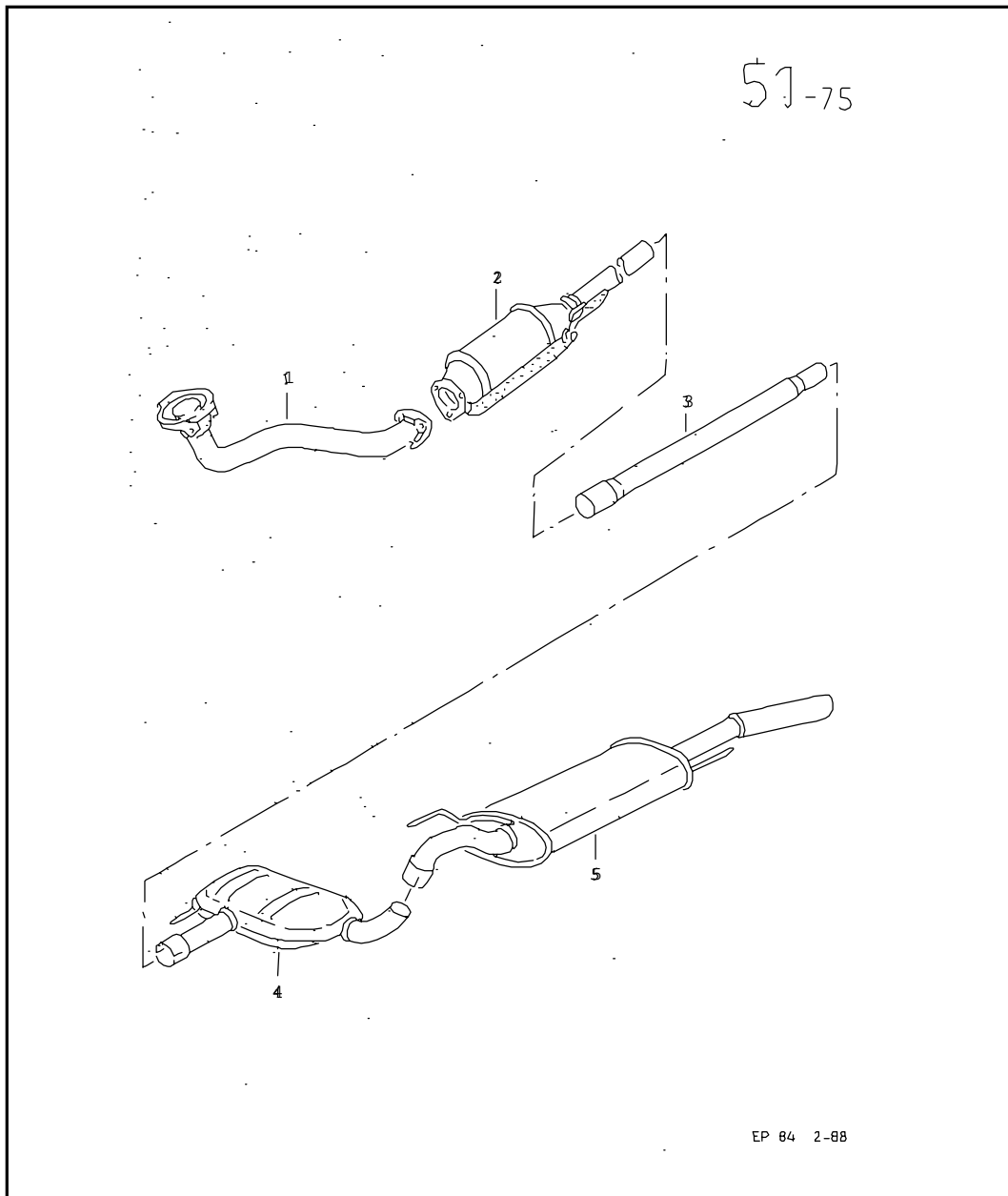
Pos	Part Number	Name	Remarks	Qty	Model
		exhaust manifold	1.6/1.9ltr.		diesel eng.: RA,SB,AAZ
1	068 253 031 D	exhaust manifold	also use: N 044 409 1	1	RA,SB
(1)	028 253 031 D	exhaust manifold for vehicles with exhaust recirculation		1	AAZ
2	* 028 129 589 B	gasket		4	
3	N 900 955 01	washer	8,4X15X4	8	
4	N 902 002 01	shouldered hex. nut, self-locking	AM8	8	
5	N 044 511 2	stud	M8X18	3	RA,SB
				6	AAZ
5A	N 044 409 1	stud	M8X38	1	RA,SB
6	068 129 595 D	cover		1	
7	N 011 558 11	washer	8,4X15X1,6	2	
8	059 129 601	hex. nut, self-locking	M8	2	
(9)	G 052 112 A3	hot-bolt-paste	170G	X	
		exhaust manifold	1.9ltr.		diesel eng.: 1Y
10	028 253 031 C	exhaust manifold		1	
11	* 028 129 589 B	gasket		4	
12	N 900 955 01	washer	8,4X15X4	8	
13	N 902 002 01	shouldered hex. nut, self-locking	AM8	8	
14	N 044 511 2	stud	M8X18	2	
14	N 044 511 2	stud	M8X18	2	

Model	Year	MG	SG	Illustration	VIN No.	Update	11:51	18.10.1999		ETKA	
PA	90	2	53	51-70		336					





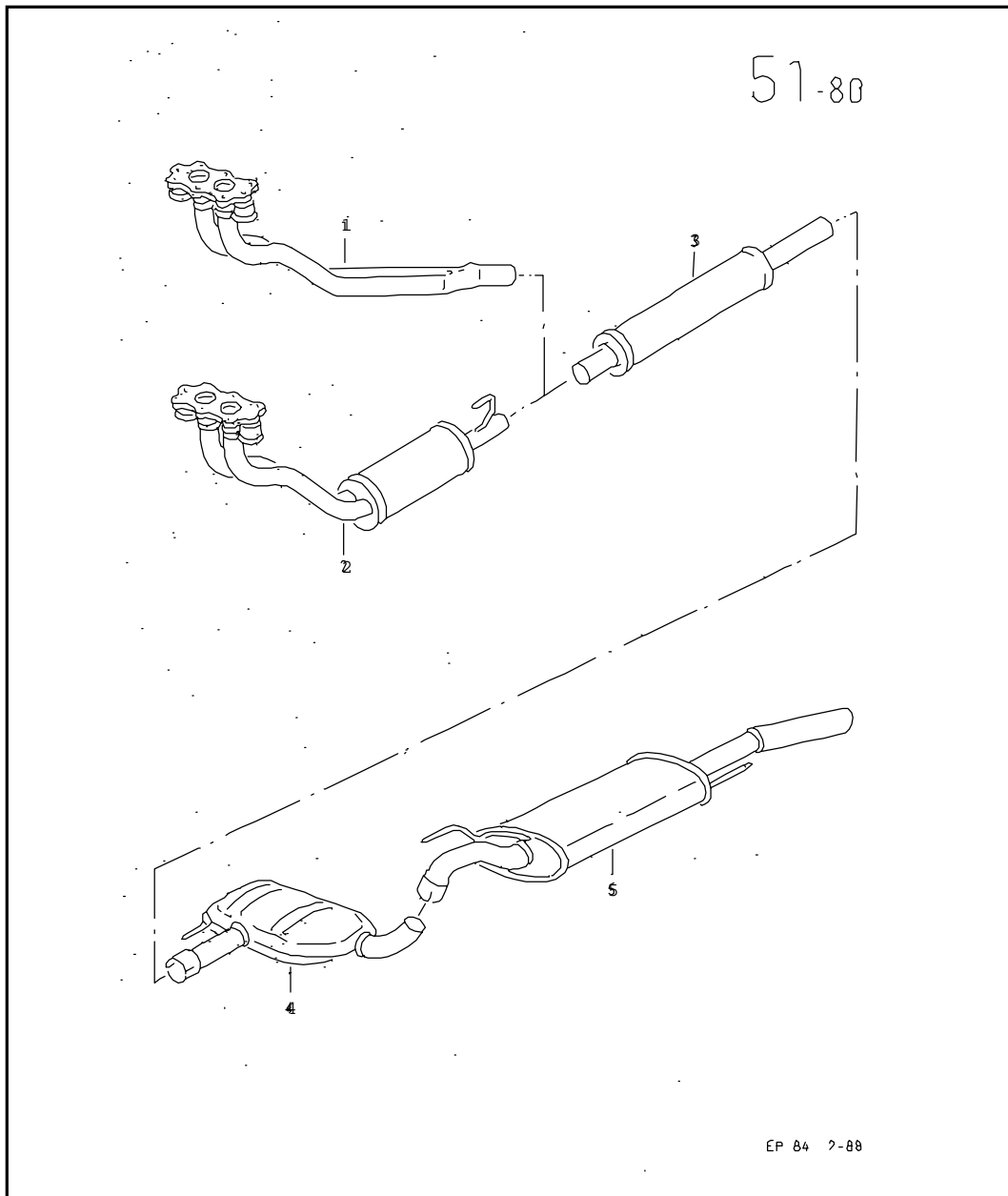
Pos	Part Number	Name	Remarks	Qty	Model
		emission control versions	1.6ltr.		EZ
1	191 253 091 AQ	exhaust pipe	front	1	
2	191 253 209 A	exhaust silencer, front		1	
(2)	191 253 209 E	exhaust silencer, front (long life version)		1	
3	357 253 409 K	middle exhaust silencer		1	
4	357 253 609	exhaust silencer, rear		1	
		emission control versions for vehicles without catalyst	1.8ltr.		RP
5	191 253 091 H	exhaust pipe	front	1	
6	357 253 209 C	exhaust silencer, front		1	
7	357 253 409 C	middle exhaust silencer		1	
8	357 253 609 A	exhaust silencer, rear		1	
(8)	357 253 609 M	exhaust silencer, rear but without: trim for tail pipe (ALUMINIERT)		1	

Model	Year	MG	SG	Illustration	VIN No.	Update	11:51	18.10.1999		ETKA	
PA	90	2	53	51-75		336					





Pos	Part Number	Name	Remarks	Qty	Model
		emission control versions for vehicles with catalyst	1.6/1.8ltr.		RF,RP,1F,AAM
1	191 253 091 AP	exhaust pipe	front	1	
(1)	191 253 091 AQ	exhaust pipe for vehicles only as replacement for the catalyst	front	1	RF,1F,AAM
(1)	191 253 091 H	exhaust pipe for vehicles only as replacement for the catalyst	front	1	RP
(2)	#191 131 701 HX	catalyst		1	
(2)	#191 131 701 HV	catalyst		1	
(3)	191 253 203 F	connecting pipe		1	RF,1F,AAM
(3)	191 253 209 A	exhaust silencer, front for vehicles only as replacement for the catalyst		1	RF,1F,AAM
3	1H0 253 203 E	connecting pipe		1	RP
(3)	357 253 209 C	exhaust silencer, front for vehicles only as replacement for the catalyst		1	RP
(4)	357 253 409 K	middle exhaust silencer		1	RF,1F,AAM
4	357 253 409 C	middle exhaust silencer		1	RP
(5)	357 253 609	exhaust silencer, rear		1	RF,1F,AAM
5	357 253 609 A	exhaust silencer, rear		1	RP
(5)	357 253 609 M	exhaust silencer, rear but without: trim for tail pipe (ALUMINIERT)		1	RP



Model	Year	MG	SG	Illustration	VIN No.	Update	11:51	18.10.1999		ETKA	
PA	90	2	53	51-80		336					

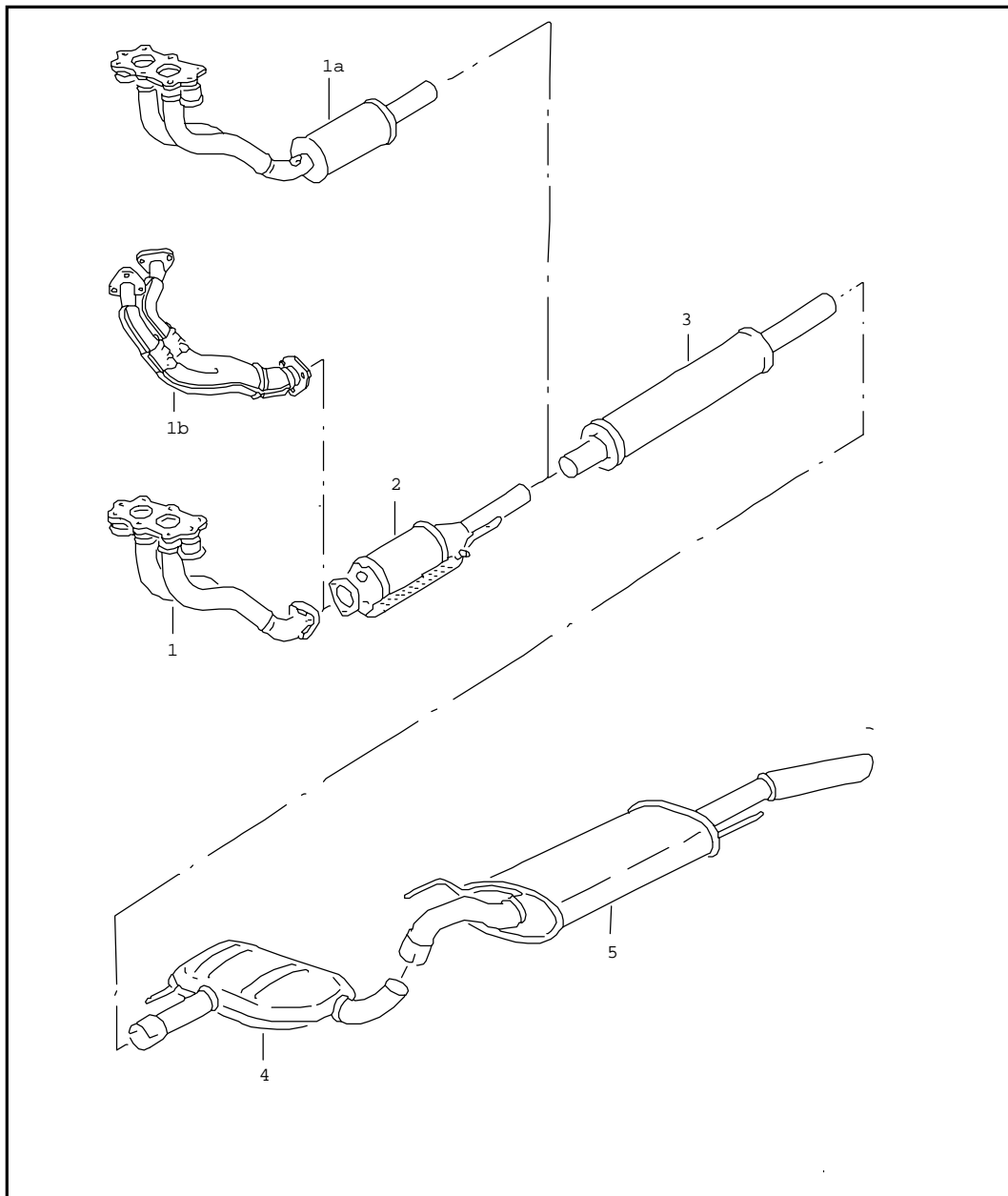


Pos	Part Number	Name	Remarks	Qty	Model
		emission control versions for vehicles without catalyst	1.8ltr.		PB,KR
1	191 253 091 G	exhaust pipe	front lhd	1	PB
(1)	357 253 091 H	exhaust pipe	front lhd	1	automatic: PB
(1)	192 253 091 C	exhaust pipe	front rhd	1	PB
(1)	358 253 091 C	exhaust pipe	front rhd	1	automatic: PB
(1)	191 253 091 T	exhaust pipe for vehicles with retro fitted lambda regulated exhaust emission system (conversion : 01/90 >> 12/95)	front lhd	1	PB,KR
-	#191 131 701 CX	catalyst for vehicles with retro fitted lambda regulated exhaust emission system (conversion : 01/90 >> 12/95)		1	PB
-	#191 131 701 CV	catalyst for vehicles with retro fitted lambda regulated exhaust emission system (conversion : 01/90 >> 12/95)		1	PB
-	#165 131 701 EX	catalyst for vehicles with retro fitted lambda regulated exhaust emission system (conversion : 01/90 >> 12/95)		1	KR
-	#165 131 701 EV	catalyst for vehicles with retro fitted lambda regulated exhaust emission system (conversion : 01/90 >> 12/95)		1	KR
2	>191 253 208	exhaust pipe with exhaust muffler, front F >> 31-K-400 000*	front lhd	1	KR
2	357 253 208 G	exhaust pipe with exhaust muffler, front F 31-L-000 001>>*	front lhd	1	KR
(2)	192 253 208 A	exhaust pipe with exhaust muffler, front F >> 31-K-400 000*	front rhd	1	KR



Model	Year	MG	SG	Illustration	VIN No.	Update	11:51	18.10.1999		ETKA	
PA	90	2	53	51-80		336					

Pos	Part Number	Name	Remarks	Qty	Model	Pos	Part Number	Name	Remarks	Qty	Model
(2)	358 253 208 A	exhaust pipe with exhaust muffler, front F 31-L-000 001>>	front rhd	1	KR						
3	357 253 209 C	exhaust silencer, front		1	PB						
(3)	357 253 209 B	exhaust silencer, front (long life version) for vehicles with retro fitted lambda regulated exhaust emission system (conversion : 01/90 >> 12/95)		1	PB						
(3)	357 253 209	exhaust silencer, front		1	KR						
(3)	357 253 209 A	exhaust silencer, front (long life version)		1	KR						
4	357 253 409 C	middle exhaust silencer		1	PB						
(4)	357 253 409 B	middle exhaust silencer		1	KR						
5	357 253 609 A	exhaust silencer, rear		1	PB						
(5)	357 253 609 M	exhaust silencer, rear but without: trim for tail pipe (ALUMINIERT)		1	PB						
(5)	357 253 609 C	exhaust silencer, rear		1	KR						



Model	Year	MG	SG	Illustration	VIN No.	Update	11:51	18.10.1999		ETKA	
PA	90	2	53	51-85		336					

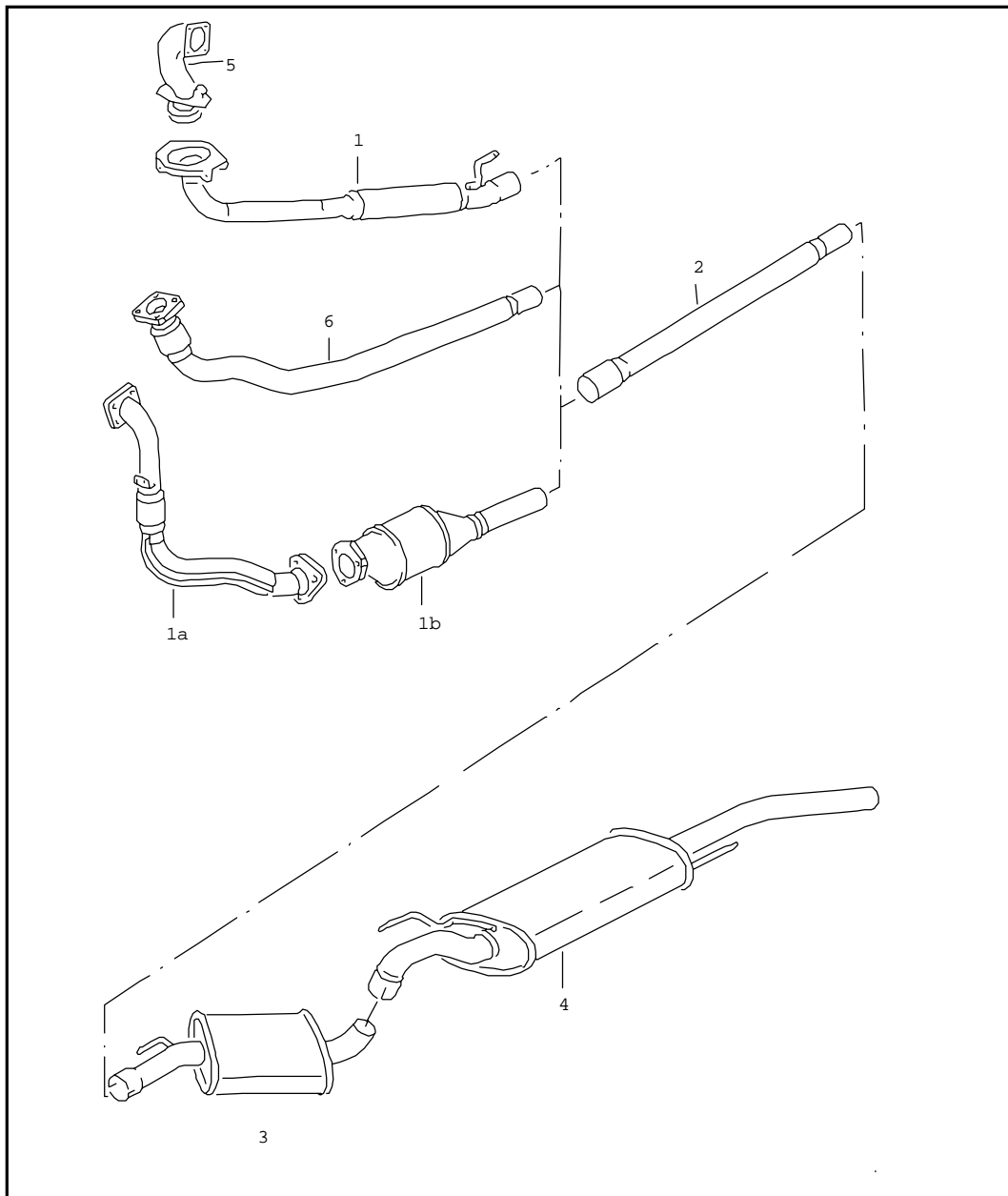


Pos	Part Number	Name	Remarks	Qty	Model
		emission control versions for vehicles with catalyst	1.8/2.0ltr. 2.8ltr.		PF,9A,2E, AAA
1	191 253 091 T	exhaust pipe	front lhd	1	PF,2E
(1)	357 253 091 E	exhaust pipe	front lhd	1	9A automatic: PF
(1)	358 253 091	exhaust pipe	front rhd	1	automatic: PF
(1)	358 253 091 D	exhaust pipe	front rhd	1	PF
(1)	358 253 087	exhaust pipe	front rhd	1	9A
(1)	191 253 091 G	exhaust pipe for vehicles only as replacement for the catalyst	front	1	PF,9A
(1)	191 253 091 BB	exhaust pipe for vehicles with catalyst	front lhd	1	2E
(1)	358 253 087 A	exhaust pipe for vehicles with catalyst	front rhd	1	2E
1A	1H1 253 208 B	exhaust pipe with exhaust muffler, front for vehicles without emission control system	front lhd	1	2E
		also use:	N 016 161 6	1	
			N 013 832 6	1	
(1A)	358 253 208 F	exhaust pipe with exhaust muffler, front for vehicles without catalyst	front rhd	1	2E
1B	357 253 087 A	exhaust pipe	front lhd	1	AAA
(2)	#191 131 701 CX	catalyst		1	PF
(2)	#191 131 701 CV	catalyst		1	PF
(2)	#357 131 701 CX	catalyst		1	9A,2E
(2)	#357 131 701 CX	catalyst		1	9A,2E
(2)	#357 131 701 CV	catalyst		1	9A,2E
(2)	#535 131 701 EX	catalyst		1	AAA
(2)	#535 131 701 EV	catalyst		1	AAA
3	357 253 209 B	exhaust silencer, front (long life version)		1	PF



Model	Year	MG	SG	Illustration	VIN No.	Update	11:51	18.10.1999		ETKA	
PA	90	2	53	51-85		336					

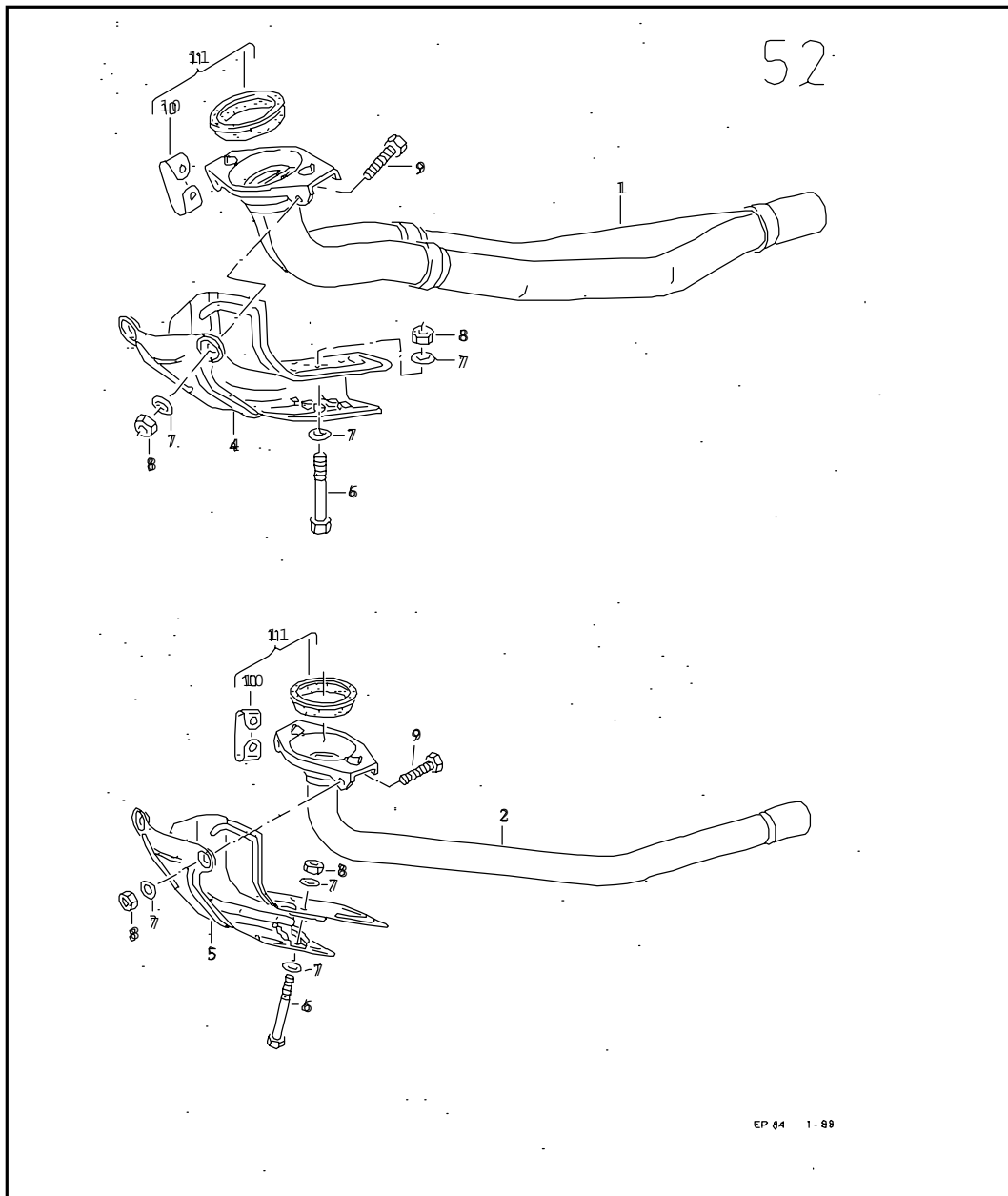
Pos	Part Number	Name	Remarks	Qty	Model	Pos	Part Number	Name	Remarks	Qty	Model
(3)	357 253 209 C	exhaust silencer, front for vehicles only as replacement for the catalyst		1	PF						
(3)	357 253 209 A	exhaust silencer, front (long life version)	front lhd	1	9A						
(3)	357 253 209 A	exhaust silencer, front (long life version)	front lhd	1	AAA						
(3)	357 253 203 C	connecting pipe	front rhd	1	9A						
(3)	357 253 209 D	exhaust silencer, front for vehicles with catalyst		1	2E						
(3)	191 253 209 B	exhaust silencer, front for vehicles without catalyst		1	2E						
4	357 253 409 C	middle exhaust silencer		1	PF,2E						
(4)	357 253 409 B	middle exhaust silencer		1	9A						
(4)	357 253 409 J	middle exhaust silencer		1	AAA						
5	357 253 609 A	exhaust silencer, rear		1	PF,2E						
(5)	357 253 609 M	exhaust silencer, rear but without: trim for tail pipe (ALUMINIERT)		1	PF,2E						
(5)	357 253 609 C	exhaust silencer, rear		1	9A						
(5)	357 253 601	exhaust silencer, rear		1	AAA						

Model	Year	MG	SG	Illustration	VIN No.	Update	11:51	18.10.1999		ETKA	
PA	90	2	53	51-95		336					





Pos	Part Number	Name	Remarks	Qty	Model
		emission control versions	1.6ltr.		diesel eng.: RA,SB,AAZ
1	357 253 091 M	exhaust pipe	front	1	RA,SB
(1A)	1H0 253 087 AC	exhaust pipe	front	1	AAZ
(1B)	#028 131 701 BX	catalyst		1	AAZ
(1B)	#028 131 701 BV	catalyst		1	AAZ
2	357 253 203	connecting pipe		1	
3	357 253 409 A	middle exhaust silencer		1	
4	357 253 609 H	exhaust silencer, rear		1	
5	191 253 805	exhaust elbow		1	RA,SB
		emission control versions	1.9ltr.		diesel eng.: 1Y
(1)	357 253 091 J	exhaust pipe	front	1	
(2)	191 253 203 F	connecting pipe (long life version)		1	
(3)	357 253 409 K	middle exhaust silencer		1	
(4)	357 253 609 G	exhaust silencer, rear		1	

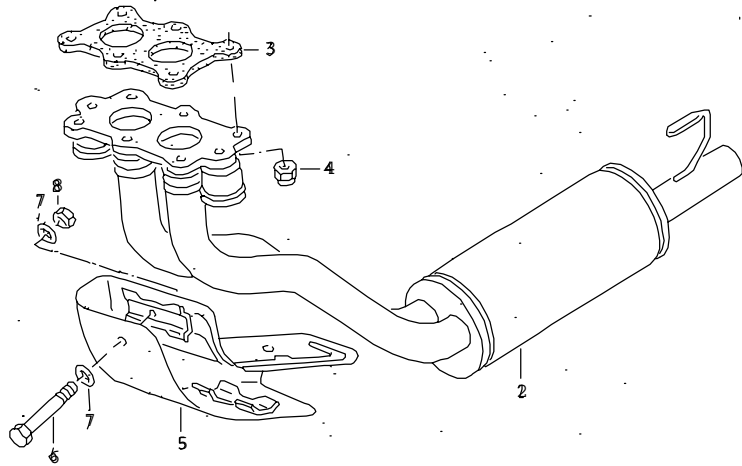
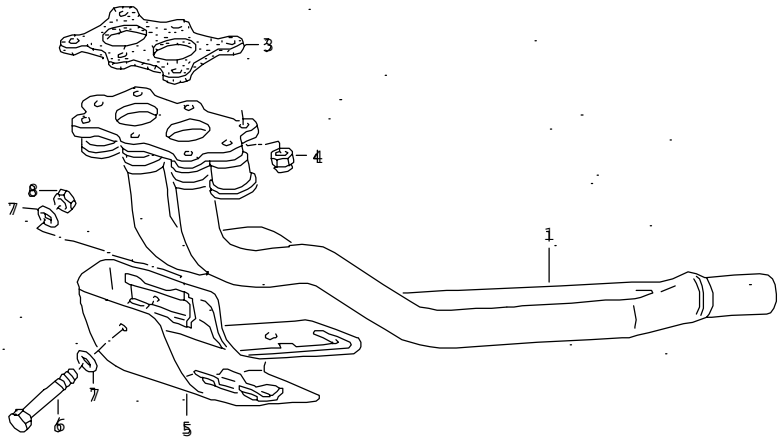
Model	Year	MG	SG	Illustration	VIN No.	Update	11:51	18.10.1999		ETKA	
PA	90	2	53	52-00		336					



Pos	Part Number	Name	Remarks	Qty	Model
		exhaust pipe for vehicles without catalyst	front 1.6/1.8ltr.		EZ,RP
1	191 253 091 AQ	exhaust pipe	front	1	EZ
2	191 253 091 H	exhaust pipe	front	1	RP
4	191 253 701 N	shield F >> 31-K-040 000*	front	1	EZ
(4)	357 253 701 E	shield F 31-K-040 001>>*		1	EZ
5	357 253 701 D	shield		1	RP
6	N 010 311 4	screw, hexagonal head F >> 31-K-040 000*	M6X75	1 2	EZ RP
(6)	N 010 514 3	screw, round hd. F 31-K-040 001>>*	M6X70	1	EZ
(6)	N 100 168 01	screw, round hd. F 31-K-040 001>>*	M6X75	2	RP
7	N 011 666 10	washer	B6,1X18X2	X	
8	N 022 148 1	hex. nut, self-locking	M6	3	EZ
(8)	N 022 148 1	hex. nut, self-locking	M6	4	RP
9	N 010 215 27	screw, hexagonal head	M6X15	2	
-	N 905 113 01	pop-rivet	6X10	2	
10	161 253 111	spring		2	
11	161 298 115	1 set of friction ring with spring for exhaust pipe, front		1	



Model	Year	MG	SG	Illustration	VIN No.	Update	11:52	18.10.1999		ETKA	
PA	90	2	53	52-10		336					

52-10





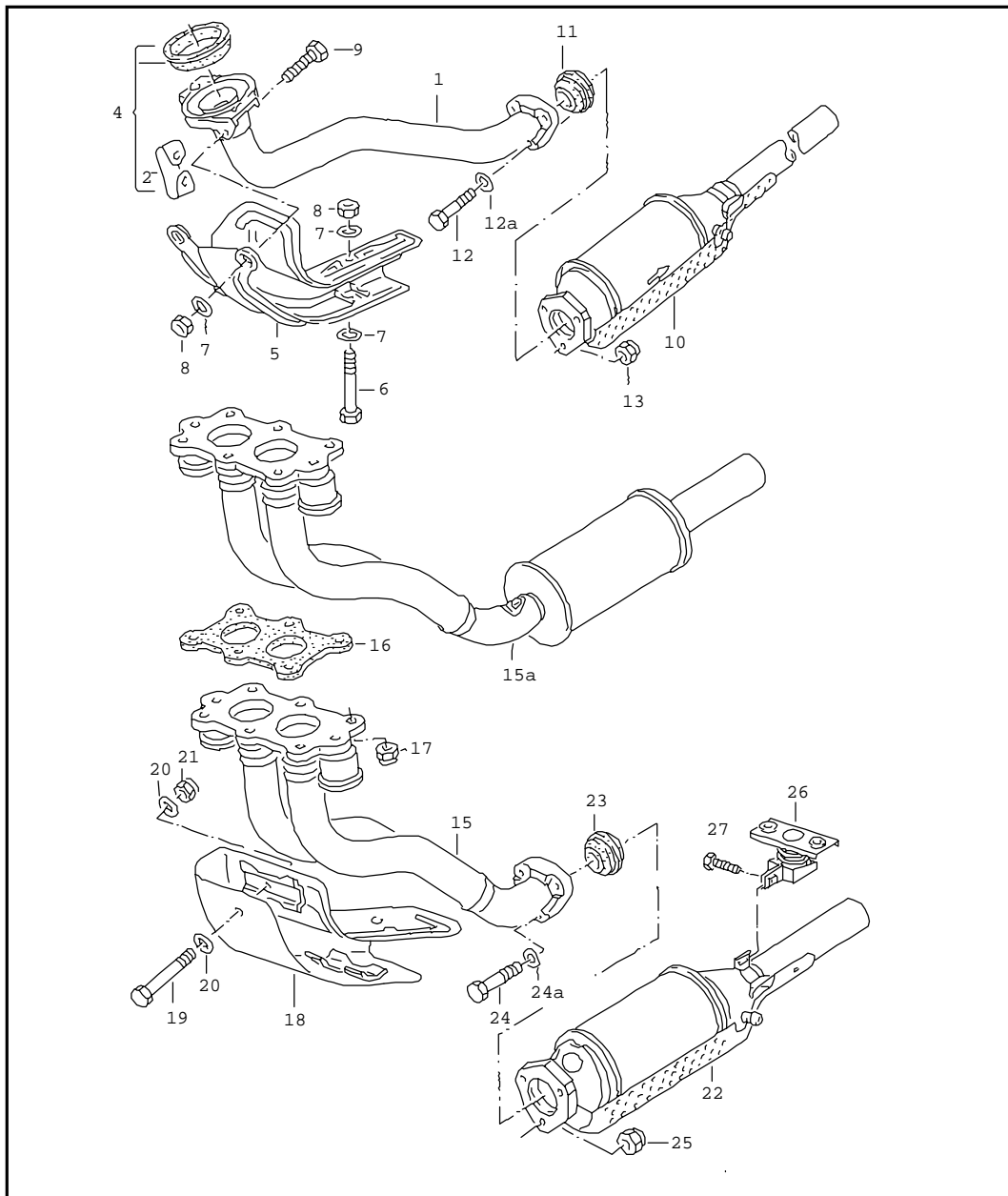
EP 84 1-88

Pos	Part Number	Name	Remarks	Qty	Model
		exhaust pipe for vehicles without catalyst	front 1.8ltr.		PB, KR
1	191 253 091 G	exhaust pipe	front lhd	1	PB
(1)	357 253 091 H	exhaust pipe	front lhd	1	automatic: PB
(1)	192 253 091 C	exhaust pipe	front rhd	1	PB
(1)	358 253 091 C	exhaust pipe	front rhd	1	automatic: PB
(1)	191 253 091 T	exhaust pipe for vehicles with retro fitted lambda regulated exhaust emission system (conversion : 01/90 >> 12/95)	front lhd	1	PB
-	#165 131 701 EX	catalyst for vehicles with retro fitted lambda regulated exhaust emission system (conversion : 01/90 >> 12/95)		1	KR
-	#165 131 701 EV	catalyst for vehicles with retro fitted lambda regulated exhaust emission system (conversion : 01/90 >> 12/95)		1	KR
2	191 253 208	exhaust pipe with exhaust muffler, front F >> 31-K-400 000*	front lhd	1	KR
2	357 253 208 G	exhaust pipe with exhaust muffler, front F 31-L-000 001>>	front lhd	1	KR
(2)	192 253 208 A	exhaust pipe with exhaust muffler, front F >> 31-K-400 000*	front rhd	1	KR
(2)	358 253 208 A	exhaust pipe with exhaust muffler, front F 31-L-000 001>>	front rhd	1	KR
3	533 253 115 C	gasket		1	
(3)	533 253 115 C	gasket for vehicles with retro fitted lambda regulated exhaust emission system (conversion : 01/90 >> 12/95)		1	KR



Model	Year	MG	SG	Illustration	VIN No.	Update	11:52	18.10.1999		ETKA	
PA	90	2	53	52-10		336					

Pos	Part Number	Name	Remarks	Qty	Model	Pos	Part Number	Name	Remarks	Qty	Model
-	357 253 137 A	sealing washer for vehicles with retro fitted lambda regulated exhaust emission system (conversion : 01/90 >> 12/95)	60/60	1	PB,KR						
4	N 900 876 02	hex. nut, self-locking	M10	6							
5	357 253 701 P	shield		1	lhd						
(5)	358 253 701	shield		1	rhd						
		also use:	N 100 168 01	2							
6	N 100 168 01	screw, round hd.	M6X75	2							
7	N 011 666 10	washer	B6,1X18X2	X							
8	N 022 148 1	hex. nut, self-locking	M6	2							



Model	Year	MG	SG	Illustration	VIN No.	Update	11:52	18.10.1999		ETKA	
PA	90	2	53	53-00		336					

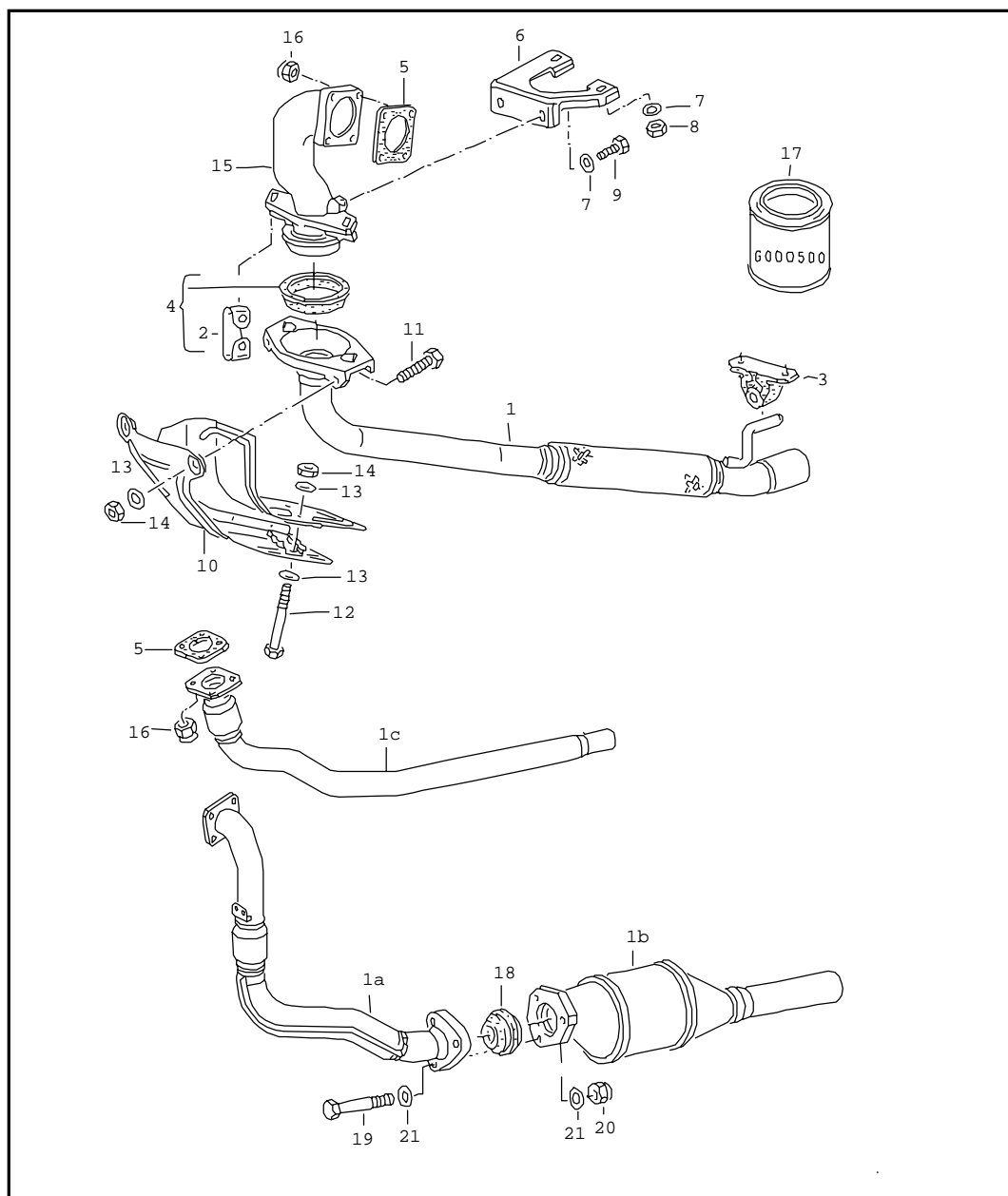


Pos	Part Number	Name	Remarks	Qty	Model
		exhaust pipe catalyst	front 1.6/1.8ltr.		RF,RP,1F,AAM
1	191 253 091 AP	exhaust pipe	front	1	
(1)	191 253 091 AQ	exhaust pipe for vehicles only as replacement for the catalyst	front	1	RF,1F,AAM
(1)	191 253 091 H	exhaust pipe for vehicles only as replacement for the catalyst	front	1	RP
2	161 253 111	spring		2	
4	161 298 115	1 set of friction ring with spring for exhaust pipe, front		1	
5	191 253 701 Q	shield F >> 31-K-040 000*		1	
(5)	357 253 701 D	shield F 31-K-040 001>>*		1	
(5)	191 253 701 N	shield for vehicles only as replacement for the catalyst	front	1	RF,1F,AAM
6	N 010 311 4	screw, hexagonal head F >> 31-K-040 000*	M6X75	2	
(6)	N 010 514 3	screw, round hd. F 31-K-040 001>>*	M6X70	2	
7	N 011 666 10	washer	B6,1X18X2	X	
8	N 022 148 1	hex. nut, self-locking	M6	4	
9	N 010 215 27	screw, hexagonal head	M6X15	2	
-	N 905 113 01	pop-rivet	6X10	2	
(10)	#191 131 701 HX	catalyst		1	
(10)	#191 131 701 HV	catalyst		1	
(10)	#191 131 701 HV	catalyst		1	
11	357 253 137	sealing washer	50/45/42	1	
12	N 010 345 5	screw, hexagonal head	M8X45	3	
12A	N 015 401 3	washer	8,4X21X4	3	
13	059 129 601	hex. nut, self-locking	M8	3	



Model	Year	MG	SG	Illustration	VIN No.	Update	11:52	18.10.1999		ETKA	
PA	90	2	53	53-00		336					

Pos	Part Number	Name	Remarks	Qty	Model	Pos	Part Number	Name	Remarks	Qty	Model
		exhaust pipe catalyst	front 1.8/2.0ltr.		PF,9A,2E	18	357 253 701 P	shield	lhd	1	
15	191 253 091 T	exhaust pipe	front lhd	1	PF	(19)	N 100 168 01	screw, round hd.	M6X75	2	
(15)	357 253 091 E	exhaust pipe	front lhd	1	9A automatic: PF	20	N 011 666 10	washer	B6,1X18X2	X	
(15)	358 253 091	exhaust pipe	front rhd	1	9A automatic: PF	21	N 022 148 1	hex. nut, self-locking	M6	2	
(15)	358 253 091 D	exhaust pipe	front rhd	1	PF	(22)	#191 131 701 CX	catalyst		1	PF
(15)	358 253 087	exhaust pipe	front rhd	1	9A	(22)	#191 131 701 CV	catalyst		1	PF
(15)	191 253 091 G	exhaust pipe for vehicles only as replacement for the catalyst	front	1	PF	(22)	#357 131 701 CX	catalyst		1	9A,2E
(15)	191 253 208	exhaust pipe with exhaust muffler, front for vehicles only as replacement for the catalyst F >> 31-K-400 000*	front	1	9A	(22)	#357 131 701 CV	catalyst		1	9A,2E
(15)	357 253 208 G	exhaust pipe with exhaust muffler, front for vehicles only as replacement for the catalyst F 31-L-000 001>>*	front lhd	1	9A	23	357 253 137 A	sealing washer	60/60	1	
(15)	191 253 091 BB	exhaust pipe for vehicles with catalyst	front lhd	1	2E	24	N 010 345 5	screw, hexagonal head	M8X45	3	
(15)	358 253 087 A	exhaust pipe for vehicles with catalyst	front rhd	1	2E	24A	N 015 401 3	washer	8,4X21X4	3	
15A	1H1 253 208 B	exhaust pipe with exhaust muffler, front for vehicles without emission control system	front	1	2E,	25	059 129 601	hex. nut, self-locking	M8	3	
		also use:				25	059 129 601	hex. nut, self-locking	M8	3	
(15A)	358 253 208 F	exhaust pipe with exhaust muffler, front for vehicles without catalyst	front rhd	1	2E	26	357 253 138 B	bracket for exhaust system	rhd	1	9A
						27	N 102 575 01	bolt, hex. hd. with shoulder	M10X22	1	9A
16	533 253 115 C	gasket		1					rhd		
17	N 900 876 02	hex. nut, self-locking	M10	6							



Model	Year	MG	SG	Illustration	VIN No.	Update	11:52	18.10.1999		ETKA	
PA	90	2	53	53-10		336					

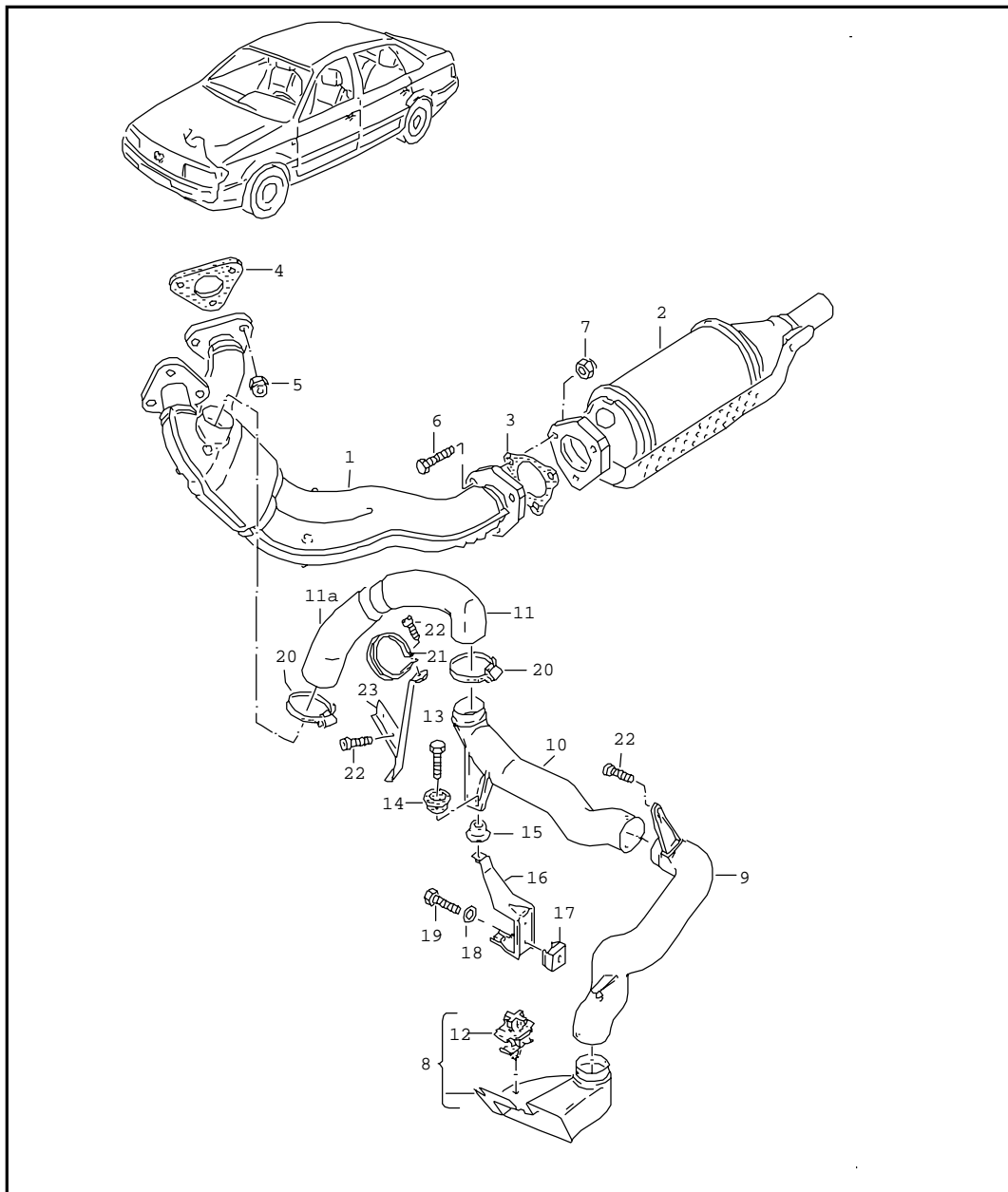


Pos	Part Number	Name	Remarks	Qty	Model
		exhaust pipe	front		diesel eng.: 1Y, RA, SB, AAZ
		exhaust elbow	1.6/1.9ltr.		
(1)	357 253 091 J	exhaust pipe	front	1	1Y
1	357 253 091 M	exhaust pipe	front	1	RA, SB
(1A)	1H0 253 087 AC	exhaust pipe	front	1	AAZ
(1B)	#028 131 701 BX	catalyst		1	AAZ
(1B)	#028 131 701 BV	catalyst		1	AAZ
2	161 253 111	spring		2	RA, SB, 1Y
3	357 253 144	bracket		1	
4	161 298 115	1 set of friction ring with spring for exhaust pipe, front		1	RA, SB, 1Y
5	893 253 115	gasket		1	
6	191 253 197	bracket		1	
7	N 011 525 13	washer	A8,4	4	
8	N 902 002 01	shouldered hex. nut, self-locking	MM8	2	
9	N 010 238 20	screw, hexagonal head	M8X15	2	
10	191 253 701 A	shield	front	1	RA, SB, 1Y
11	N 014 341 1	screw, hexagonal head	M6X14	2	RA, SB, 1Y
-	N 905 113 01	pop-rivet	6X10	2	RA, SB, 1Y
12	N 010 311 4	screw, hexagonal head F >> 31-K-040 000*	M6X75	2	RA, SB, 1Y
(12)	N 010 514 3	screw, round hd. F 31-K-040 001>>*	M6X70	2	RA, SB, 1Y
13	N 011 666 10	washer	B6, 1X18X2	X	RA, SB, 1Y
14	N 022 148 1	hex. nut, self-locking	M6	4	RA, SB, 1Y
15	191 253 805	exhaust elbow		1	RA, SB
16	N 902 002 01	shouldered hex. nut, self-locking	MM8	4	
(17)	G 052 112 A3	hot-bolt-paste	170G	X	
18	357 253 137 A	sealing washer	60/60	1	AAZ



Model	Year	MG	SG	Illustration	VIN No.	Update	11:52	18.10.1999		ETKA	
PA	90	2	53	53-10		336					

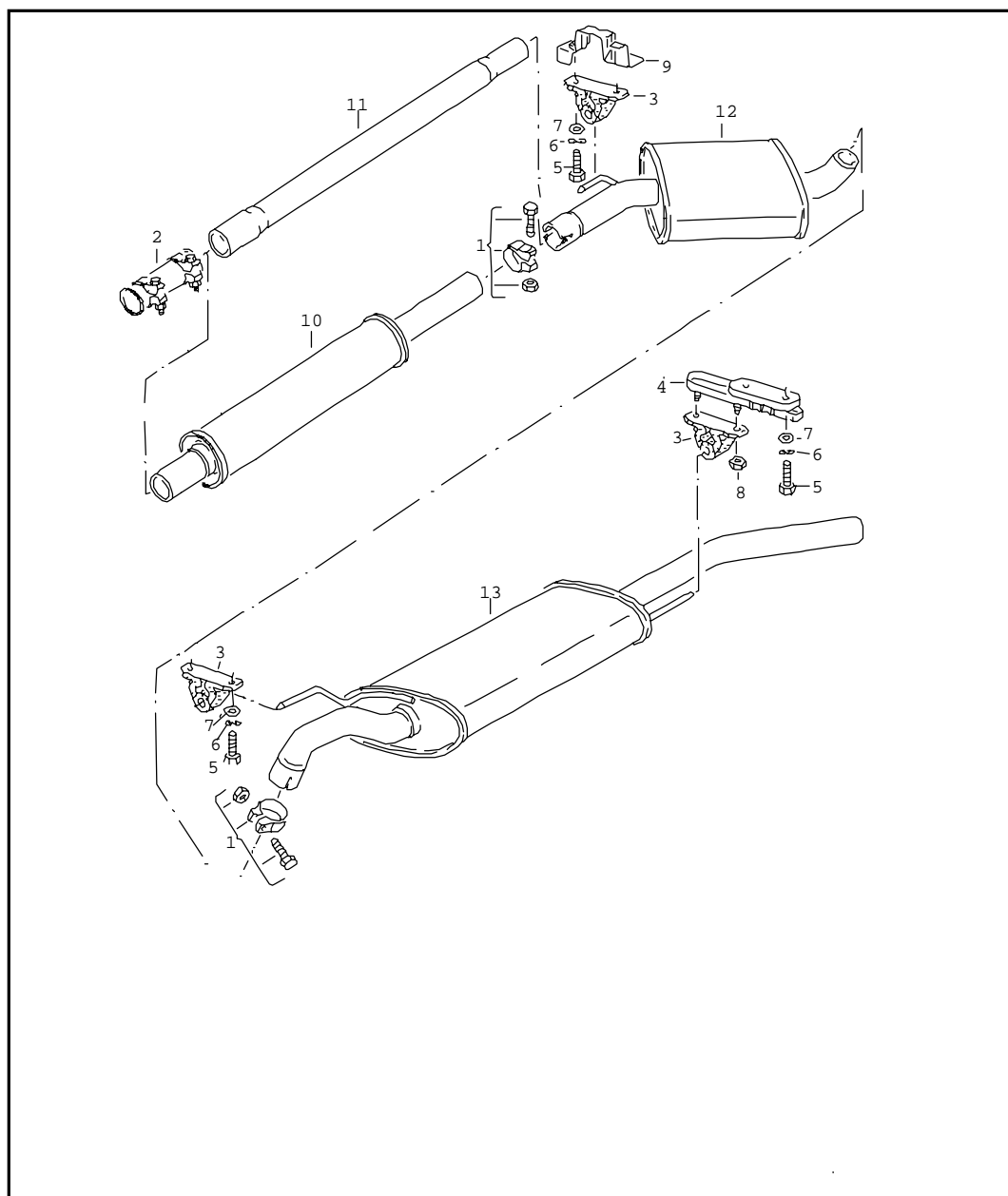
Pos	Part Number	Name	Remarks	Qty	Model	Pos	Part Number	Name	Remarks	Qty	Model
19	N 040 262 2	screw, hexagonal head	M8X50	3	AAZ						
20	N 902 002 01	shouldered hex. nut, self-locking	MM8	3	AAZ						
21	N 901 791 02	washer	8,2X18X3	6	AAZ						

Model	Year	MG	SG	Illustration	VIN No.	Update	11:52	18.10.1999		ETKA	
PA	90	2	53	53-20		336					





Pos	Part Number	Name	Remarks	Qty	Model
		exhaust pipe	front 2.8ltr.		AAA
1	357 253 087 A	exhaust pipe	front lhd	1	
(2)	#535 131 701 EX	catalyst		1	
(2)	#535 131 701 EV	catalyst		1	
3	433 253 115 A	gasket		1	
4	357 253 115 D	gasket		2	
5	N 900 876 02	hex. nut, self-locking	M10	6	
6	N 010 247 8	screw, hexagonal head	M8X35	3	
7	059 129 601	hex. nut, self-locking	M8	3	



Model	Year	MG	SG	Illustration	VIN No.	Update	11:52	18.10.1999		ETKA	
PA	90	2	53	54-00		336					

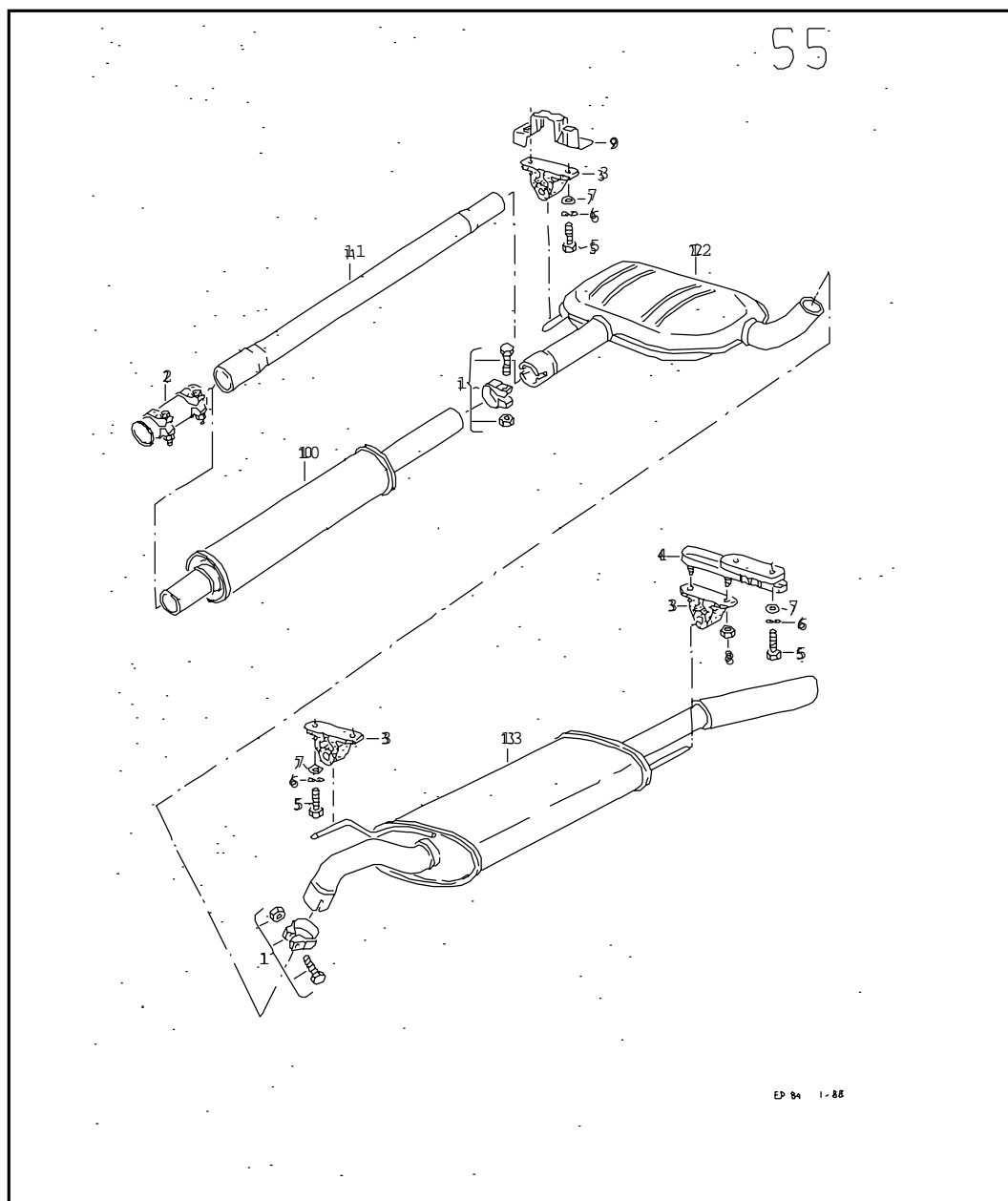


Pos	Part Number	Name	Remarks	Qty	Model
		exhaust silencer, front connecting pipe middle exhaust silencer exhaust silencer, rear	1.6/1.9ltr.		EZ,RF,1F,AAM diesel eng.: 1Y,RA,SB,AAZ
1	191 253 139 H	clip F >> 31-L-260 000*	45,5MM	2	EZ,RF,1F,1Y
(1)	191 253 139 Q	clip F 31-L-260 001>>	47,4MM	2	EZ,RF,1F,AAM 1Y
(1)	191 253 139 G	clip	54,5MM	2	RA,SB,AAZ
2	191 253 141 E	dual clip	42MM	1	EZ
(2)	191 253 141 F	dual clip	50MM	1	RF,1F,AAM, 1Y,RA,SB
2	191 253 141 E	dual clip for vehicles only as replacement for the catalyst	42MM	1	RF,1F,AAM
(2)	191 253 141 F	dual clip	50MM	1	AAZ
3	357 253 144	bracket		3	RF,RA
3	357 253 144 E	bracket		3	EZ,1F,AAM
(3)	357 253 144 G	bracket		3	SB,AAZ,1Y
4	357 253 468 B	bracket		1	
(4)	357 253 468 A	bracket		1	1Y
5	N 010 244 16	screw, hexagonal head	M8X30	6	
(5)	N 101 389 01	screw, hexagonal head	M8X60	1	1Y
6	N 012 241 11	spring washer	B8X15X0,8	6	
7	N 011 558 11	washer	8,4X15X1,6	6	
8	N 022 146 4	hex. nut, self-locking	VM8	2	
9	357 253 461	bracket for exhaust muffler		1	
-	357 253 973	bracket for heat shield		1	
10	191 253 209 A	exhaust silencer, front		1	EZ
(10)	191 253 209 E	exhaust silencer, front (long life version)		1	EZ



Model	Year	MG	SG	Illustration	VIN No.	Update	11:52	18.10.1999		ETKA	
PA	90	2	53	54-00		336					

Pos	Part Number	Name	Remarks	Qty	Model	Pos	Part Number	Name	Remarks	Qty	Model
(10)	191 253 209 A	exhaust silencer, front for vehicles only as replacement for the catalyst		1	RF,1F,AAM						
(10)	357 253 209 C	exhaust silencer, front for vehicles only as replacement for the catalyst		1	RP						
11	191 253 203 F	connecting pipe		1	RF,1F,AAM,1Y						
(11)	357 253 203	connecting pipe		1	RA,SB,AAZ						
(12)	357 253 409 K	middle exhaust silencer		1	1Y,EZ,RF,1F, AAM						
(12)	357 253 409 A	middle exhaust silencer		1	RA,SB,AAZ						
13	357 253 609	exhaust silencer, rear		1	EZ,RF,1F,AAM						
(13)	357 253 609 G	exhaust silencer, rear		1	1Y						
(13)	357 253 609 H	exhaust silencer, rear		1	RA,SB,AAZ						



Model	Year	MG	SG	Illustration	VIN No.	Update	11:52	18.10.1999		ETKA	
PA	90	2	53	55-00		336					

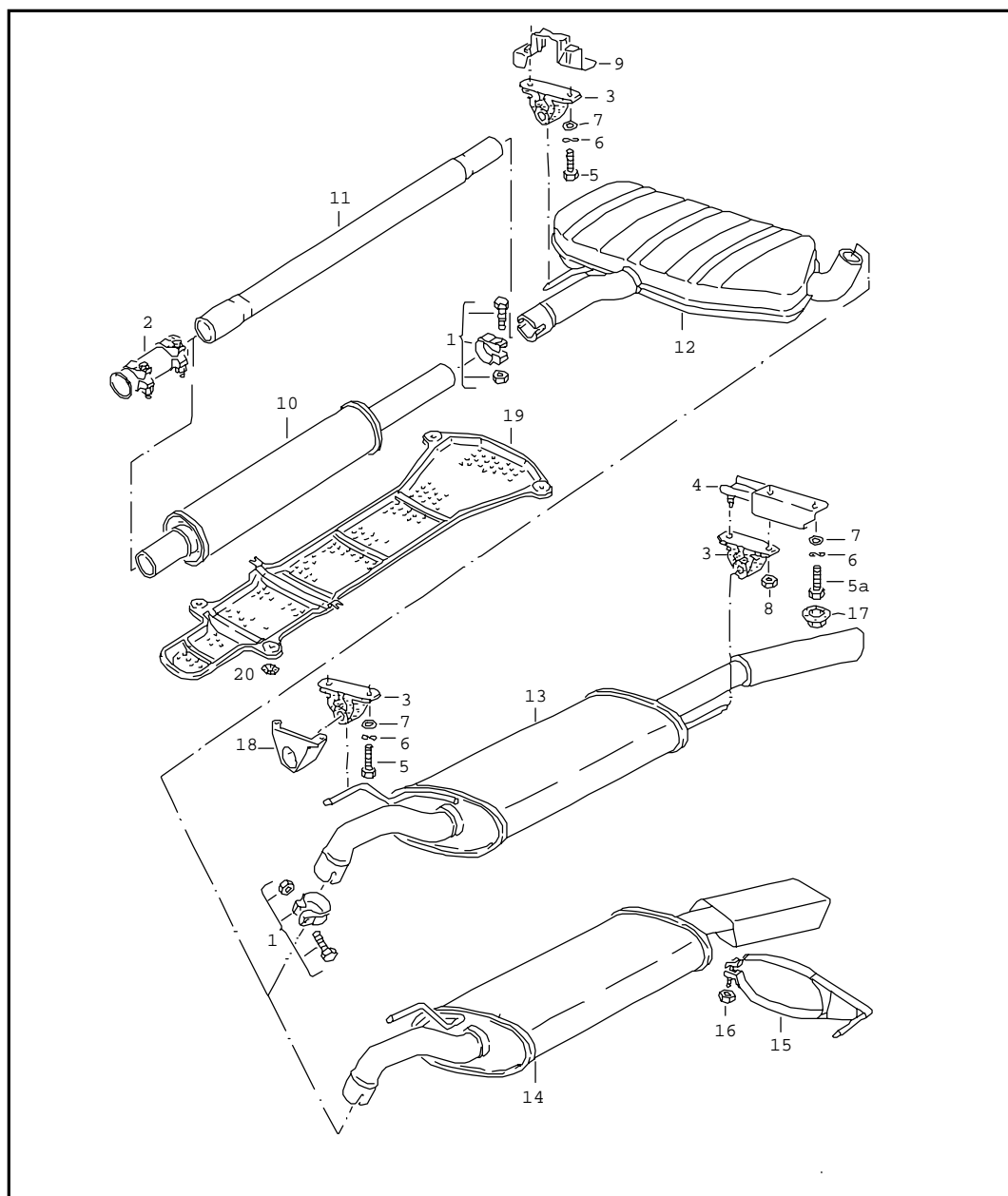


Pos	Part Number	Name	Remarks	Qty	Model
		connecting pipe exhaust silencer, front middle exhaust silencer exhaust silencer, rear	1.8/2.0ltr.		RP,PB,PF,2E
1	191 253 139 G	clip	54,5MM	2	
2	191 253 141 F	dual clip	50MM	1	
2	191 253 141 F	dual clip for vehicles without catalyst	50MM	1	2E
2	357 253 141 A	dual clip for vehicles with catalyst	55MM	1	2E
3	357 253 144	bracket		3	PB,PF
(3)	357 253 144 E	bracket		3	RP,2E
(4)	357 253 468 B	bracket		1	
5	N 010 244 16	screw, hexagonal head	M8X30	6	
6	N 012 241 11	spring washer	B8X15X0,8	6	
7	N 011 558 11	washer	8,4X15X1,6	6	
8	N 022 146 4	hex. nut, self-locking	VM8	2	
9	357 253 461	bracket for exhaust muffler		1	
10	357 253 209 C	exhaust silencer, front for vehicles without catalyst		1	RP,PB
10	357 253 209 C	exhaust silencer, front for vehicles only as replacement for the catalyst		1	RP,PF
(10)	357 253 209 B	exhaust silencer, front (long life version)		1	PF,PB
11	1H0 253 203 E	connecting pipe (long life version) for vehicles with catalyst		1	RP
(10)	357 253 209 D	exhaust silencer, front for vehicles with catalyst		1	2E
(10)	191 253 209 B	exhaust silencer, front for vehicles without catalyst		1	2E
12	357 253 409 C	middle exhaust silencer		1	



Model	Year	MG	SG	Illustration	VIN No.	Update	11:52	18.10.1999		ETKA	
PA	90	2	53	55-00		336					

Pos	Part Number	Name	Remarks	Qty	Model	Pos	Part Number	Name	Remarks	Qty	Model
13	357 253 609 A	exhaust silencer, rear		1							
(13)	357 253 609 M	exhaust silencer, rear but without: trim for tail pipe (ALUMINIERT)		1							



Model	Year	MG	SG	Illustration	VIN No.	Update	11:54	18.10.1999		ETKA	
PA	90	2	53	56-00		336					

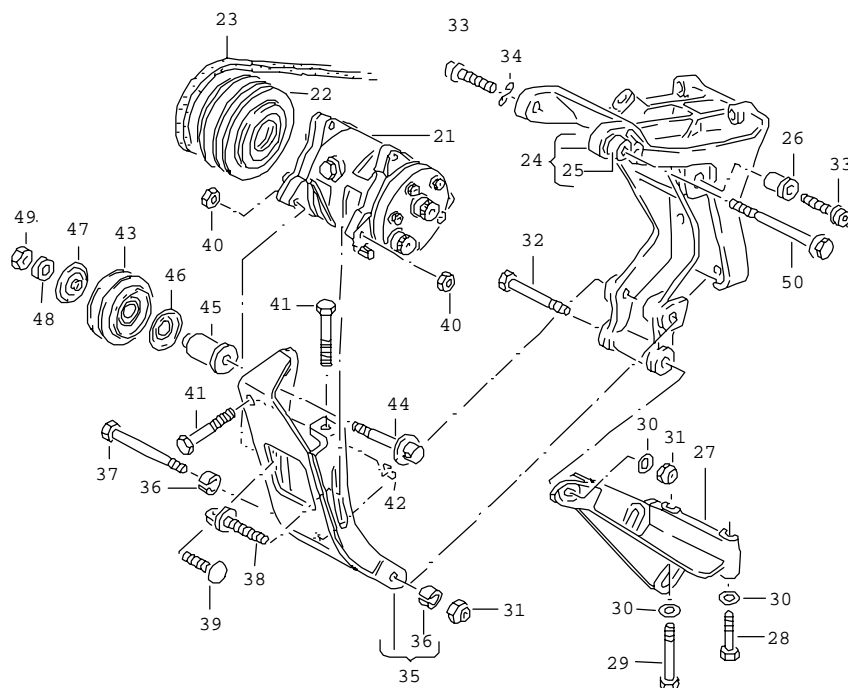
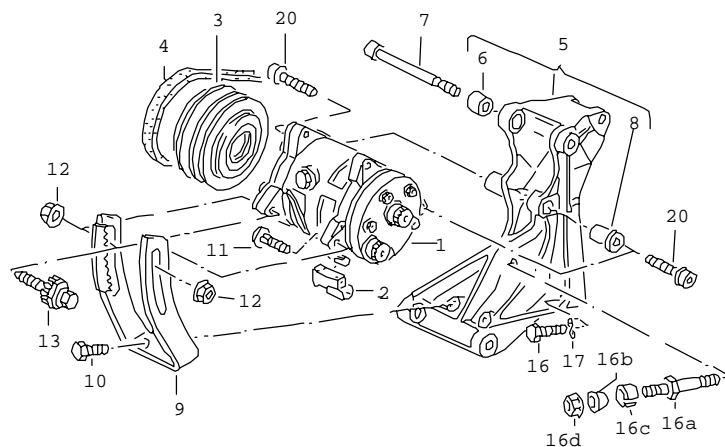


Pos	Part Number	Name	Remarks	Qty	Model	
		exhaust silencer, front middle exhaust silencer exhaust silencer, rear	1.8/2.0ltr. 2.8ltr.		KR,9A, AAA	
1	1H0 253 139 D	clip	59,5MM	2	KR,9A	
(1)	1H0 253 139 D	clip	59,5MM	1	AAA	
2	357 253 141 A	dual clip	55MM	1	KR,9A	
(2)	357 253 141 A	dual clip	55MM	1	AAA	
(2)	357 253 141 A	dual clip for vehicles with retro fitted lambda regulated exhaust emission system (conversion : 01/90 >> 12/95)	55MM	1	KR	
3	357 253 144 E	bracket		3	KR,9A	
(3)	357 253 144 F	bracket		3	AAA	
4	357 253 468 A	bracket		1	KR,9A	
5	N 010 244 16	screw, hexagonal head	M8X30	4		
(5)	N 010 244 16	screw, hexagonal head	M8X30	6	AAA	
5A	N 101 389 01	screw, hexagonal head	M8X60	1	KR,9A	
6	N 012 241 11	spring washer	B8X15X0,8	6		
7	N 011 558 11	washer	8,4X15X1,6	6		
8	N 022 146 4	hex. nut, self-locking	VM8	2		
9	357 253 461	bracket for exhaust muffler		1	KR,9A	
(10)	357 253 209	exhaust silencer, front		1	KR	
10	357 253 209 A	exhaust silencer, front (long life version)	front	lhd	1	KR,9A,AAA
-	357 253 701 K	shield	front	rhd	1	
-	357 253 707	bracket		rhd	2	
-	N 010 216 12	screw, hexagonal head	M6X18	4		
11	357 253 203 C	connecting pipe	front	rhd	1	9A
12	357 253 409 B	middle exhaust silencer		1	KR,9A	
(12)	357 253 409 J	middle exhaust silencer		1	AAA	
13	357 253 609 C	exhaust silencer, rear		1	KR,9A	



Model	Year	MG	SG	Illustration	VIN No.	Update	11:54	18.10.1999		ETKA	
PA	90	2	53	56-00		336					

Pos	Part Number	Name	Remarks	Qty	Model	Pos	Part Number	Name	Remarks	Qty	Model
14	357 253 601	exhaust silencer, rear		1	AAA						
15	357 253 674	retainer		1	AAA						
16	N 022 148 1	hex. nut, self-locking	M6	1	AAA						



Model	Year	MG	SG	Illustration	VIN No.	Update	11:54	18.10.1999		ETKA	
PA	90	2	60	58-00		336					

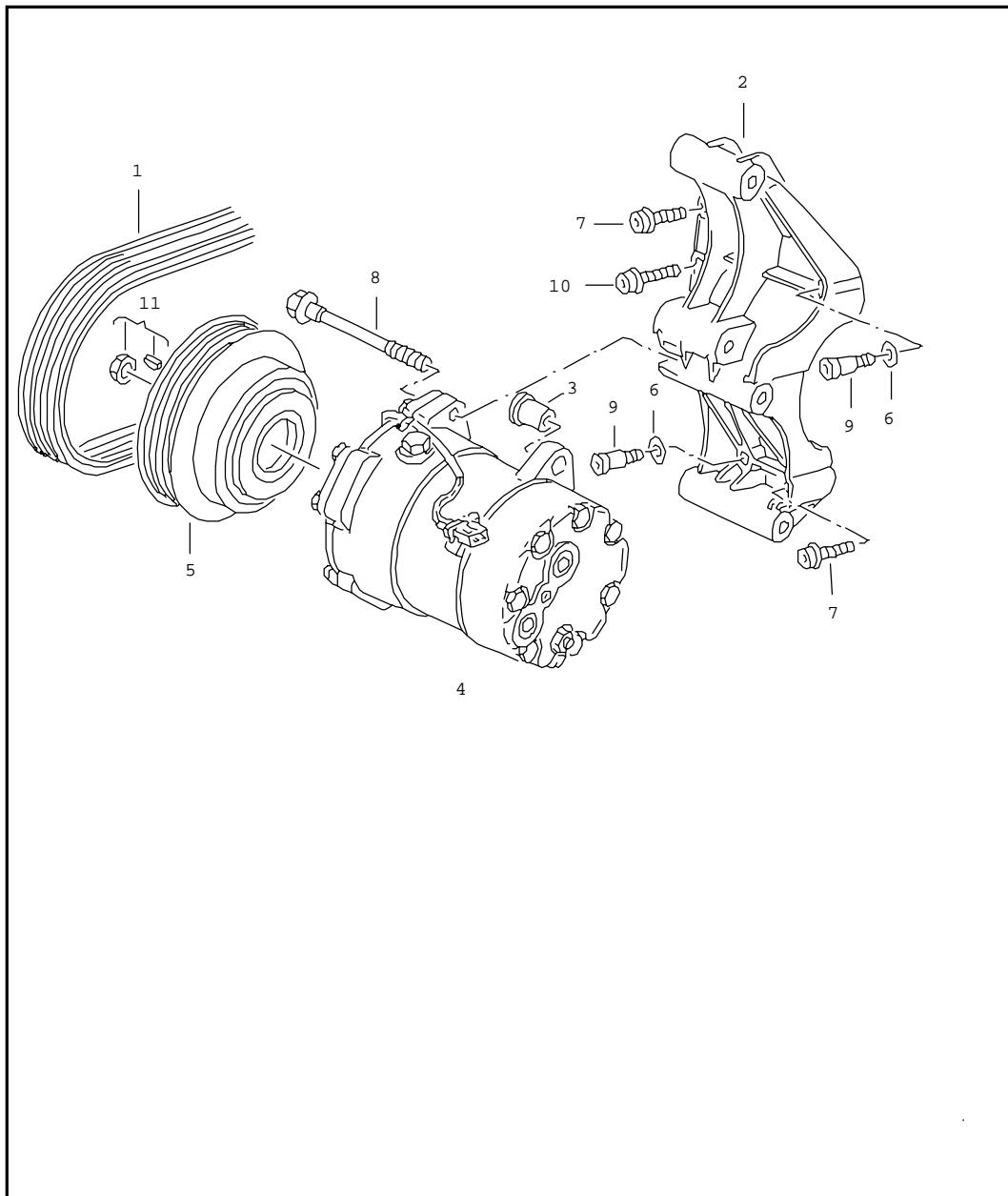


Pos	Part Number	Name	Remarks	Qty	Model
		refrigerant compressor connecting and mounting parts for compressor			KR,RP,PB,PF,1F,9A,AAM,ABS
1	357 820 803 C	refrigerant compressor with electro-magnetic coupling	SD 709	1	
2	171 971 934	terminal pin housing	2 pin	1	
3	357 820 811	electro-magnetic coupling		1	
4	068 260 849 G	v-belt	12,5X947MM	1	
(4)	037 260 849 C	ribbed v-belt	21,18X1153MM	1	RP,ABS
5	027 260 881	bracket - compressor		1	
(5)	051 260 881 B	bracket for alternator for vehicles with air conditioner and power steering as required use:	049 903 103 B	1	KR,9A
-	049 903 103 B	bracket for alternator		1	
6	049 903 149	bush	18	1	PB,PF,RP
7	N 044 759 1	bolt, with hex. socket hd.	M8X95	1	
(7)	N 044 760 1	bolt, with hex. socket hd.	M10X135	1	KR,9A
-	N 015 100 5	hex. nut	M10	1	KR,9A
8	037 260 921	threaded bush		1	
9	027 260 917 A	bracket		1	
10	N 010 239 11	screw, hexagonal head	M8X18	2	
11	N 100 366 01	screw, round hd.	M8X32	1	
12	N 011 008 18	hex. nut	M8	4	
13	026 903 555 A	bolt		1	
15	N 011 525 13	washer	A8,4	1	KR,9A,RP
16	N 010 361 12	screw, hexagonal head	M8X65	2	PB,PF
16A	051 260 821	stud with hex. hd.	M8X54/M8X23	2	KR,9A
(16A)	051 260 821 A	stud with hex. hd.	M8X38/M8X34	2	KR,9A
16B	051 260 907	cotter, split		1	KR,9A



Model	Year	MG	SG	Illustration	VIN No.	Update	11:54	18.10.1999		ETKA	
PA	90	2	60	58-00		336					

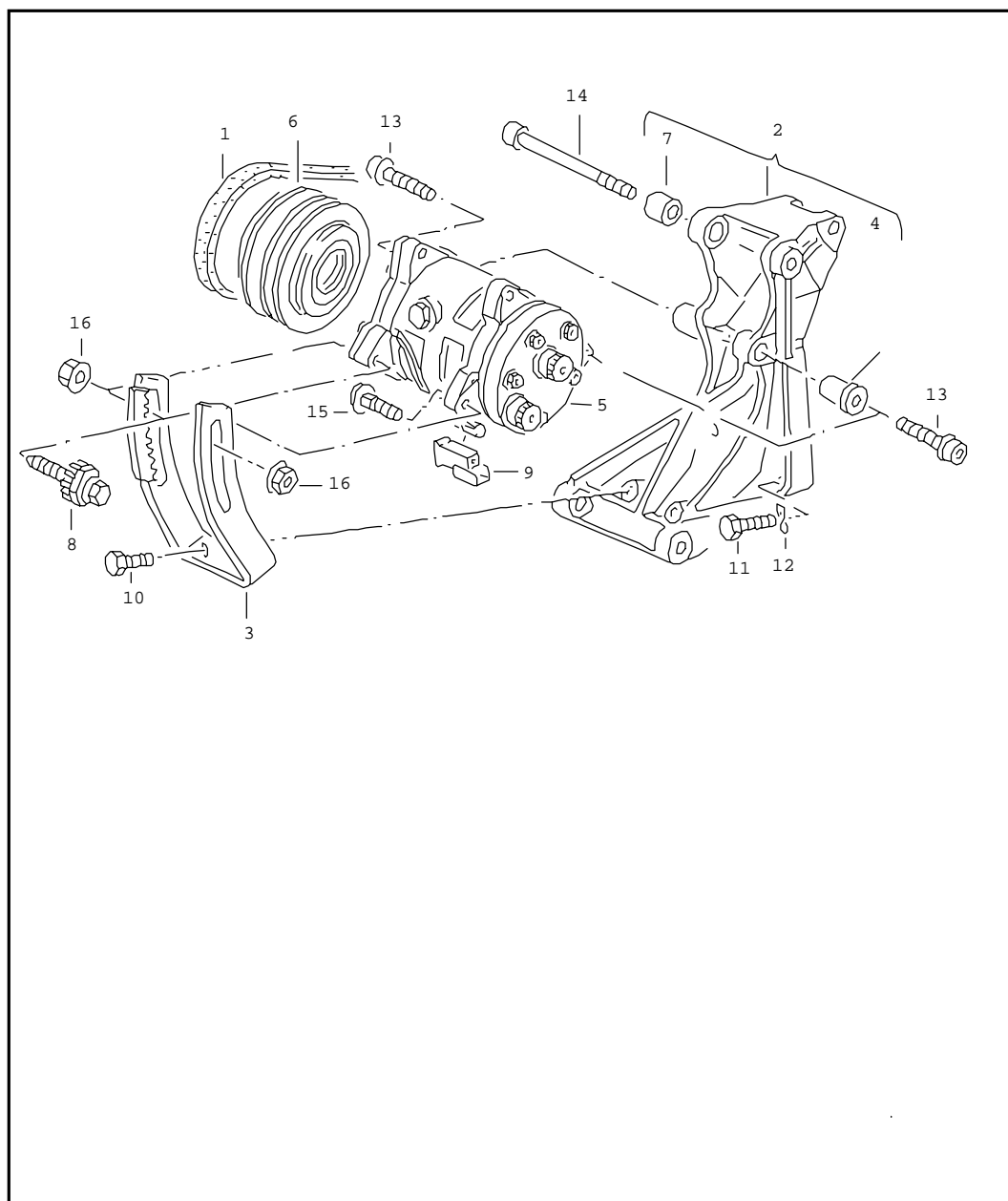
Pos	Part Number	Name	Remarks	Qty	Model	Pos	Part Number	Name	Remarks	Qty	Model
16C	051 260 909	spring pin		1	KR,9A						
16D	N 900 744 01	hex. nut, self-locking	M8	4							
17	N 012 229 3	spring washer	A8X15X0,5	2							
19	N 100 270 01	screw, hexagonal head	M8X90	1	PB,PF,KR,9A						
20	N 014 723 6	bolt, with hex. socket hd.	M10X30	2							
-	357 298 012	attachment parts for clutch	1/2 = 20 UNF	1							

Model	Year	MG	SG	Illustration	VIN No.	Update	11:54	18.10.1999		ETKA	
PA	90	2	60	58-02		336					

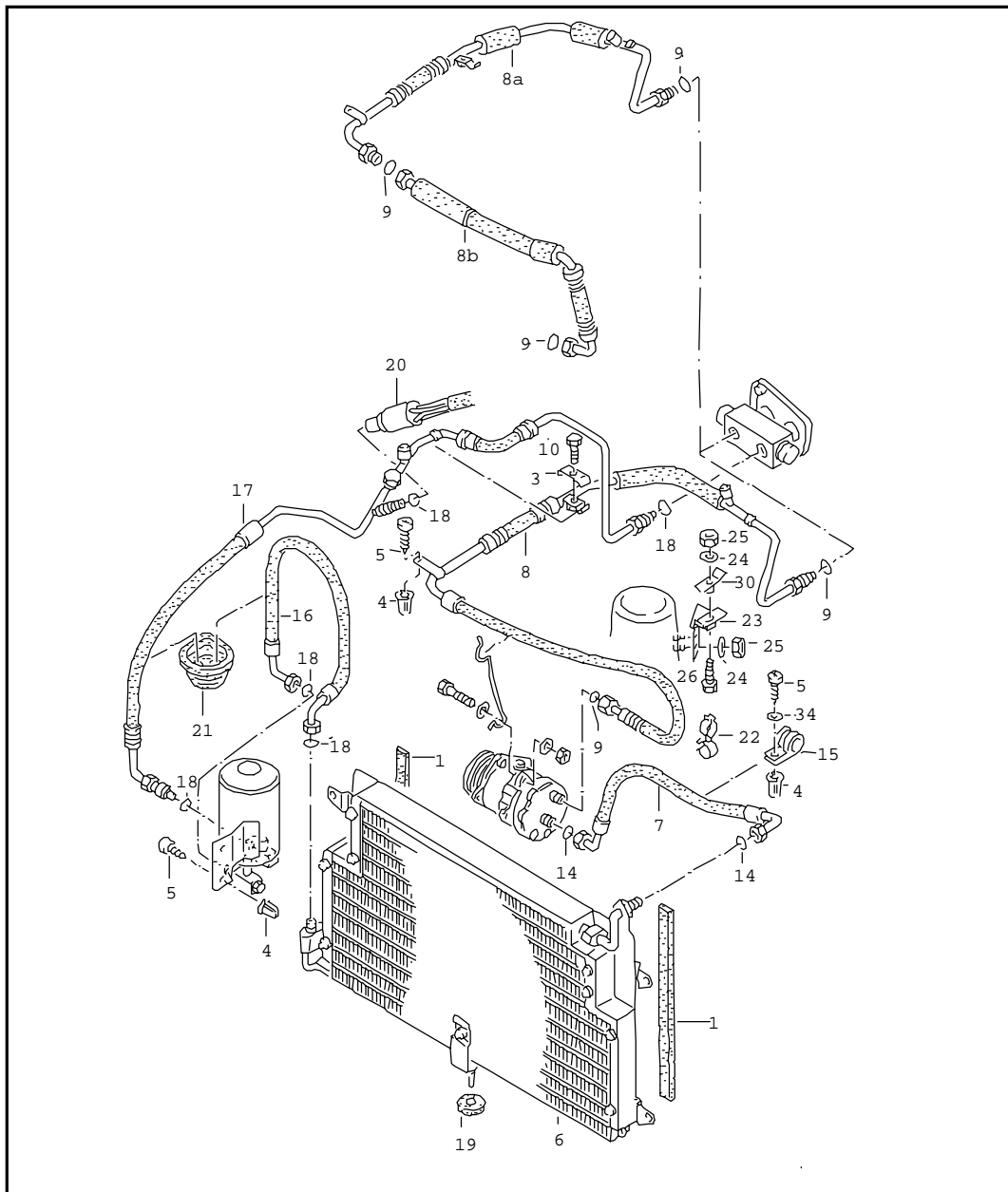


Pos	Part Number	Name	Remarks	Qty	Model
		refrigerant compressor connecting and mounting parts for compressor			6 cylinder: AAA
1	021 145 933 H	ribbed v-belt	24,92X1360	1	
2	021 260 087	bracket for alternator and refrigerant compressor		1	
3	037 260 921	threaded bush		2	
(4)	357 820 805 D	refrigerant compressor (screw connection)		1	
5	357 820 811 B	electro-magnetic coupling		1	
6	N 011 525 13	washer	A8,4	5	
7	N 014 726 3	bolt, with hex. socket hd.	M8X30	3	
8	N 102 098 01	screw, hexagonal head	BM10X112	2	
9	N 904 050 02	bolt, with hex. socket hd. (combi.)	M8X38	1	
10	N 904 263 01	fitted bolt	M8X28	1	
11	357 298 012	attachment parts for clutch	1/2 = 20 UNF	1	



Model	Year	MG	SG	Illustration	VIN No.	Update	11:55	18.10.1999		ETKA	
PA	90	2	60	58-04		336					





Pos	Part Number	Name	Remarks	Qty	Model
		refrigerant compressor connecting and mounting parts for compressor			4 cylinder: 2E
1	068 260 849 G	v-belt	12,5X947MM	1	
2	027 260 881	bracket - compressor		1	
3	027 260 917 A	bracket		1	
4	037 260 921	threaded bush		1	
5	357 820 803 C	refrigerant compressor with electro-magnetic coupling	SD 709	1	
6	357 820 811	electro-magnetic coupling		1	
7	049 903 149	bush	18	1	
8	026 903 555 A	bolt		1	
9	171 971 934	terminal pin housing	2 pin	1	
10	N 010 239 11	screw, hexagonal head	M8X18	2	
11	N 010 361 12	screw, hexagonal head	M8X65	2	
12	N 012 229 3	spring washer	A8X15X0,5	2	
13	N 014 723 6	bolt, with hex. socket hd.	M10X30	2	
14	N 044 759 1	bolt, with hex. socket hd.	M8X95	1	
15	N 100 366 01	screw, round hd.	M8X32	1	
16	N 900 744 01	hex. nut, self-locking	M8	2	
-	357 298 012	attachment parts for clutch	1/2 = 20 UNF	1	





Pos	Part Number	Name	Remarks	Qty	Model
		refrigerant condenser container with connecting parts			KR, RP, PB, PF, 1F, 2E, 9A, AAM, AAA
1	321 819 017	gasket	680X8X10	2	
2	357 820 191	drier	for refrigerant: R12	1	
(2)	357 820 191 A	drier	for refrigerant: R12	1	AAA
(2)	357 820 191 C	drier	for refrigerant: R12 / R134A	1	
-	357 820 794	conversion cfc-free air conditioner	RETROFIT-KIT	1	
3	357 820 255 A	dual clip		1	lhd
4	811 807 577 C	speed nut		4	
5	N 014 098 6	tapping screw, csk.	B4,8X16	4	
6	357 820 413 A	refrigerant condenser		1	
-	034 133 335	cap		1	
7	357 820 721 A	refrigerant hose (refrigerant compressor > refrigerant condenser)		1	KR, RP, PB, PF, 9A, 2E
(7)	357 820 721 F	refrigerant hose (refrigerant compressor > refrigerant condenser)		1	AAA
8	357 820 743 G	refrigerant hose (expansion valve > refrigerant compressor)		1	lhd
(8)	357 820 743 H	refrigerant hose (expansion valve > refrigerant compressor)		1	AAA
(8)	357 820 743 G	refrigerant hose (expansion valve > refrigerant compressor)		1	lhd
(8)	358 820 743 D	refrigerant hose (expansion valve > refrigerant compressor)		1	rhd
(8)	358 820 743 B	refrigerant hose (expansion valve > refrigerant compressor)	front, lower	1	rhd

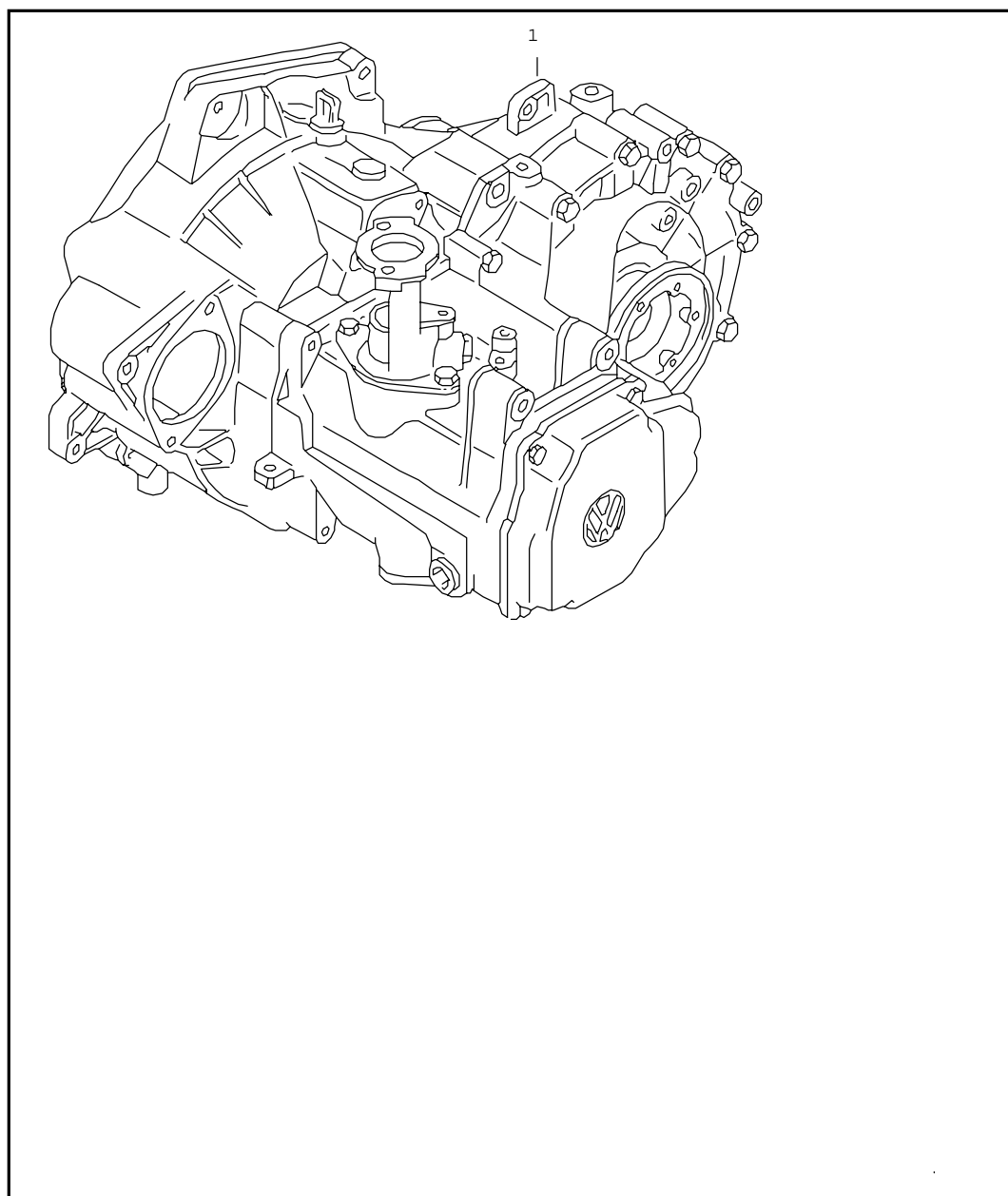
Model	Year	MG	SG	Illustration	VIN No.	Update	11:55	18.10.1999		ETKA	
PA	90	2	60	59-00		336					

Pos	Part Number	Name	Remarks	Qty	Model	Pos	Part Number	Name	Remarks	Qty	Model
9	803 260 749 B	sealing washer		2		23	357 820 769 E	bracket refrigerant hose	lhd	1	
10	N 010 287 3	screw, hexagonal head	M6X16	1		(23)	357 820 769 A	bracket refrigerant hose KUEHLERHUTZE	lhd	1	AAA
14	803 260 749 A	sealing washer		2		(23)	357 820 769 B	bracket refrigerant hose lock carrier	lhd	1	AAA
15	N 020 647 1	clip	B15X24GI	1		(23)	357 820 769 E	bracket refrigerant hose	lhd	1	
(15)	N 020 690 1	clip	B20X28GI	1		(23)	357 820 769 C	bracket refrigerant hose air duct		1	
16	357 820 739	refrigerant hose (refirgerant condensor > fluid container)		1	KR,PB,PF,RP, 2E,9A	(23)	358 820 769	bracket for refrigerant hose (fluid container > expansion valve)	rhd	1	
(16)	357 820 739 A	refrigerant hose (refirgerant condensor > fluid container)		1	AAA	(23)	358 820 769	bracket for refrigerant hose (fluid container > expansion valve)	rhd	1	
17	357 820 741	refrigerant hose (fluid container > expansion valve)		1	KR,PB,PF,RP, 2E,9A	(23)	358 820 769 C	bracket for refrigerant hose air duct	rhd	1	
(17)	357 820 741 A	refrigerant hose (fluid container > expansion valve)		1	AAA	(23)	N 011 664 4	washer	B4,3X12X1 rhd	3	
(17)	358 820 741 A	refrigerant hose (fluid container > expansion valve)	front, lower	1	KR,PB,PF,RP, 2E,9A	(23)	N 014 106 3	tapping screw, csk.	ST4,8X22-C rhd	3	
(17)	358 820 742	refrigerant hose (fluid container > expansion valve)	rear, upper	1	KR,PB,PF,RP, 2E,9A	24	N 011 507 2	washer	A6,4X12,5X1,6	2	
(17)	358 820 742	refrigerant hose (fluid container > expansion valve)	rear, upper	1	KR,PB,PF,RP, 2E,9A	25	N 011 006 24	hex. nut	M6	2	
18	803 260 749	sealing washer		5		26	N 010 218 6	screw, hexagonal head	M6X25	1	
19	171 121 276 D	rubber washer		1		30	357 820 775 A	dual clip	lhd	1	
20	357 959 139 B	high-low pressure and fan switch		1		(30)	N 020 690 1	clip	B20X28GI rhd	1	
21	357 820 751	grommet		1		(30)	N 020 640 2	clip	D1-18X15 rhd	1	
(22)	191 820 755	bracket for hose	10,5/27MM	1		34	N 011 507 2	washer	A6,4X12,5X1,6 rhd	2	
(22)	191 820 755 A	bracket for hose	39/21MM	1							
(22)	191 820 755 B	bracket for hose	39/27MM	1							
22	357 820 755	bracket for hose	27/21	1							
(22)	357 820 755 A	bracket for hose	10,5/39MM	1							



Model	Year	MG	SG	Illustration	VIN No.	Update	11:57	18.10.1999		ETKA	
PA	90	2	98	REP		336					

Pos	Part Number	Name	Remarks	Qty	Model
	> 161 298 115	1 set of friction ring with spring for exhaust pipe, front comprising:		1	
	161 253 111	spring		2	
		friction ring		1	
	> 357 298 012	attachment parts for clutch for refrigerant: comprising:	1/2 = 20 UNF R12	1	
		lock nut	M12	1	
		retainer		1	
	> 357 820 794	conversion cfc-free air conditioner comprising:	RETROFIT-KIT	1	
		sticker		1	
		adapter	3/8" red	1	
		adapter	7/16" red	1	
		adapter	7/16" blue	1	
		fitting instructions	"D.."	1	
		fitting instructions	"GB.."	1	
		fitting instructions	"F.."	1	



Model	Year	MG	SG	Illustration	VIN No.	Update	21:37	07.02.20100		ETKA	
PA	90	3	00	60-00		336					

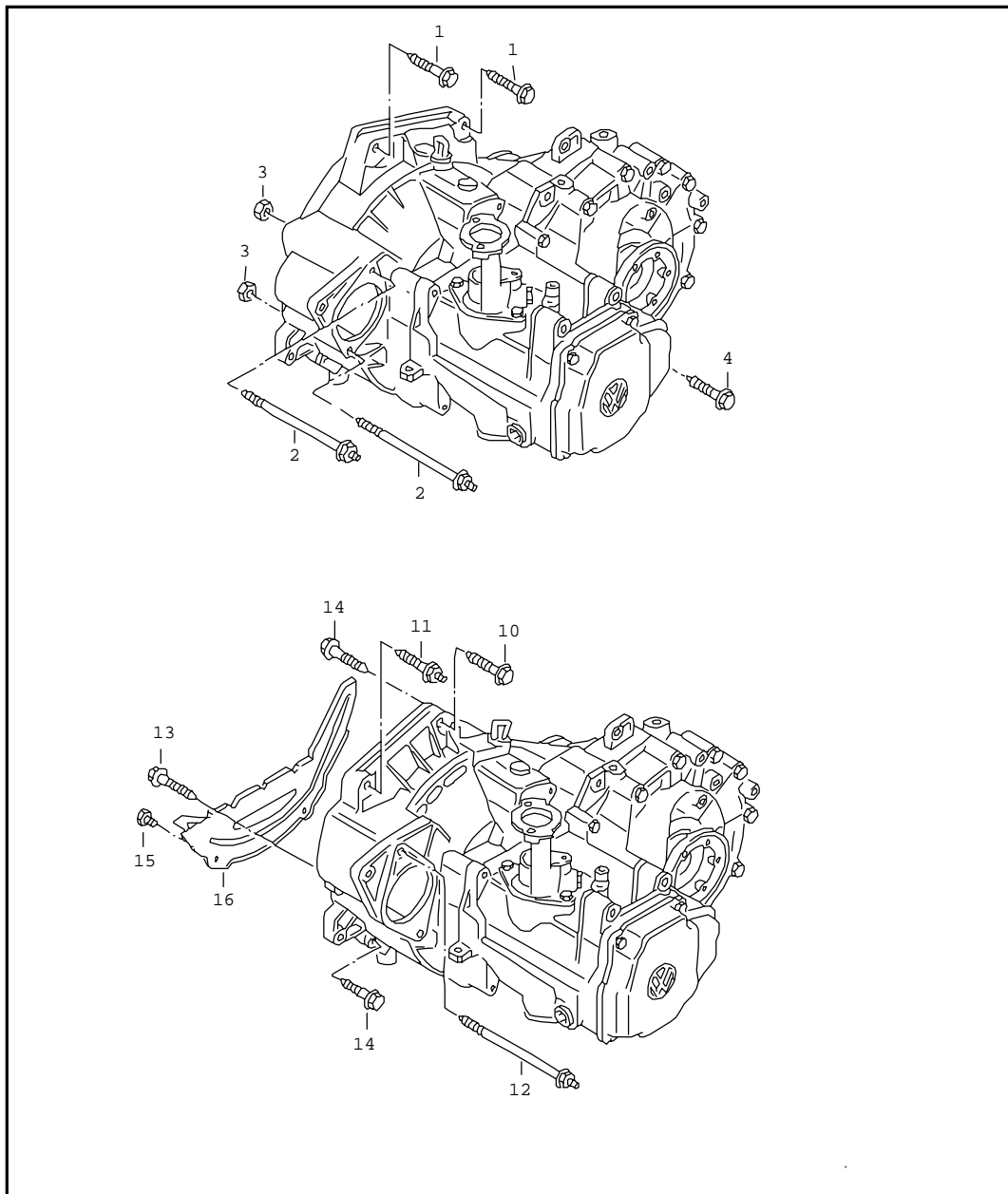


Pos	Part Number	Name	Remarks	Qty	Model
		gearbox, complete 4-speed manual gearbox			
(1)	--- --- --- .	4-speed manual gearbox no longer available possible replacement (exchange part)			ALY,ALA, ALB,ALS
(1)	#02A 300 043 DX	4-speed manual gearbox	72/17	1	ALY,ALA
(1)	#02A 300 043 DV	4-speed manual gearbox	72/17	1	ALY,ALA
(1)	#02A 300 043 AX	4-speed manual gearbox	72/17	1	ALB,ALS
(1)	#02A 300 043 AV	4-speed manual gearbox	72/17	1	ALB,ALS
(1)	02A 300 043 G	4-speed manual gearbox	70/19	1	ARC
		gearbox, complete 5 speed manual gearbox			
(1)	--- --- ---	5 speed manual gearbox no longer available possible replacement (exchange part)			AYY,AFF,AGC AFE/AMA,AYY ATW,ASB ATX,ASA AYK
(1)	#02A 300 044 AX	5 speed manual gearbox	70/19	1	AFE,AMA
(1)	#02A 300 044 AV	5 speed manual gearbox	70/19	1	AFE,AMA
(1)	#02A 300 044 BX	5 speed manual gearbox	69/20	1	AFF
(1)	#02A 300 044 BV	5 speed manual gearbox	69/20	1	AFF
(1)	#02A 300 044 EX	5 speed manual gearbox	71/18	1	AGC
(1)	#02A 300 044 EV	5 speed manual gearbox	71/18	1	AGC
(1)	#02A 300 044 HX	5 speed manual gearbox	71/18	1	ATW,ASB, ATX,ASA
(1)	#02A 300 044 HV	5 speed manual gearbox	71/18	1	ATW,ASB, ATX,ASA
(1)	#02A 300 046 X	5 speed manual gearbox	70/19	1	AYK
(1)	#02A 300 046 V	5 speed manual gearbox	70/19	1	AYK
(1)	>02A 300 048 C	5 speed manual gearbox	70/19	1	CHA/AYP,AYM, CAT
		also use:	02A 301 231 C	X	



Model	Year	MG	SG	Illustration	VIN No.	Update	21:37	07.02.20100		ETKA	
PA	90	3	00	60-00		336					

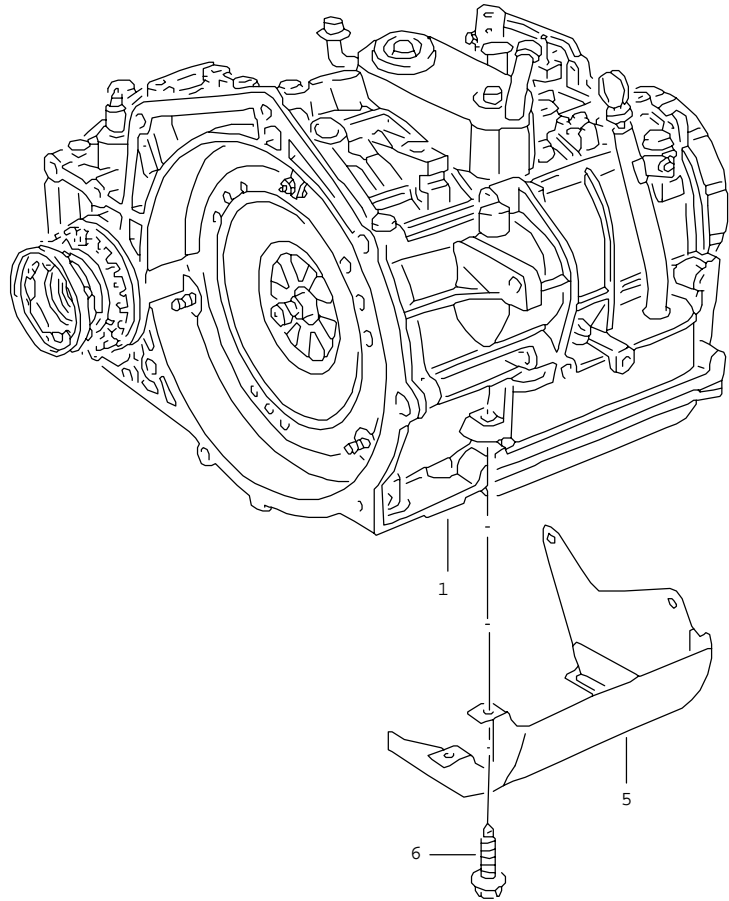
Pos	Part Number	Name	Remarks	Qty	Model	Pos	Part Number	Name	Remarks	Qty	Model
(1)	#02A 300 048 CX	5 speed manual gearbox transfer from old unit as required:	71/18 >>G 02 091 02A 301 231 C 02A 301 233 C 02A 301 256 B	1 X X X	CHA,CAT CAT		02A 301 231 C	gearshift housing		X	
(1)	#02A 300 048 CV	5 speed manual gearbox transfer from old unit as required:	71/18 >>G 02 091 02A 301 231 C 02A 301 233 C 02A 301 256 B	1 X X X	CHA,CAT CAT		02A 301 233 C	shift rod		X	
(1)	#02A 300 046 DX	5 speed manual gearbox transfer from old unit as required:	70/19 02A 409 355	1 X	AYP,AYY AYY		02A 301 256 B	cover		X	
(1)	#02A 300 046 DV	5 speed manual gearbox transfer from old unit as required:	70/19 02A 409 355	1 X	AYP,AYY AYY						
-	02A 409 355	flange shaft	90MM	2							
(1)	#02A 300 046 BX	5 speed manual gearbox	71/18	1	AYM						
(1)	#02A 300 046 BV	5 speed manual gearbox	71/18	1	AYM						
(1)	02A 300 048	5 speed manual gearbox also use:	71/18 02A 301 231 C 02A 301 233 H 02A 301 252 D	1 X X X	CGX/AYH						
(1)	#02A 300 044 QX	5 speed manual gearbox	71/18	1	AYH						
(2)	#02A 300 044 QV	5 speed manual gearbox	71/18	1	AYH						
(1)	02A 300 046 K	5 speed manual gearbox	61/18	1	CCM/AGK						
(1)	#02A 300 048 DX	5 speed manual gearbox as required use: BEACHTRE REPARATURLEITFADEN	61/18 G 005 100 A1 02A-CORRADO	1 X	CHN						
(1)	#02A 300 048 DV	5 speed manual gearbox as required use: see workshop manual	61/18 G 005 100 A1 02A-CORRADO	1 X	CHN						
(1)	#02A 300 044 GX	5 speed manual gearbox	61/18	1	AGK						
(1)	#02A 300 044 GV	5 speed manual gearbox	61/18	1	AGK						
(1)	#02A 300 046 KX	5 speed manual gearbox	61/18	1	CCM						
(1)	#02A 300 046 KV	5 speed manual gearbox	61/18	1	CCM						

Model	Year	MG	SG	Illustration	VIN No.	Update	21:38	07.02.20100		ETKA	
PA	90	3	00	60-05		336					





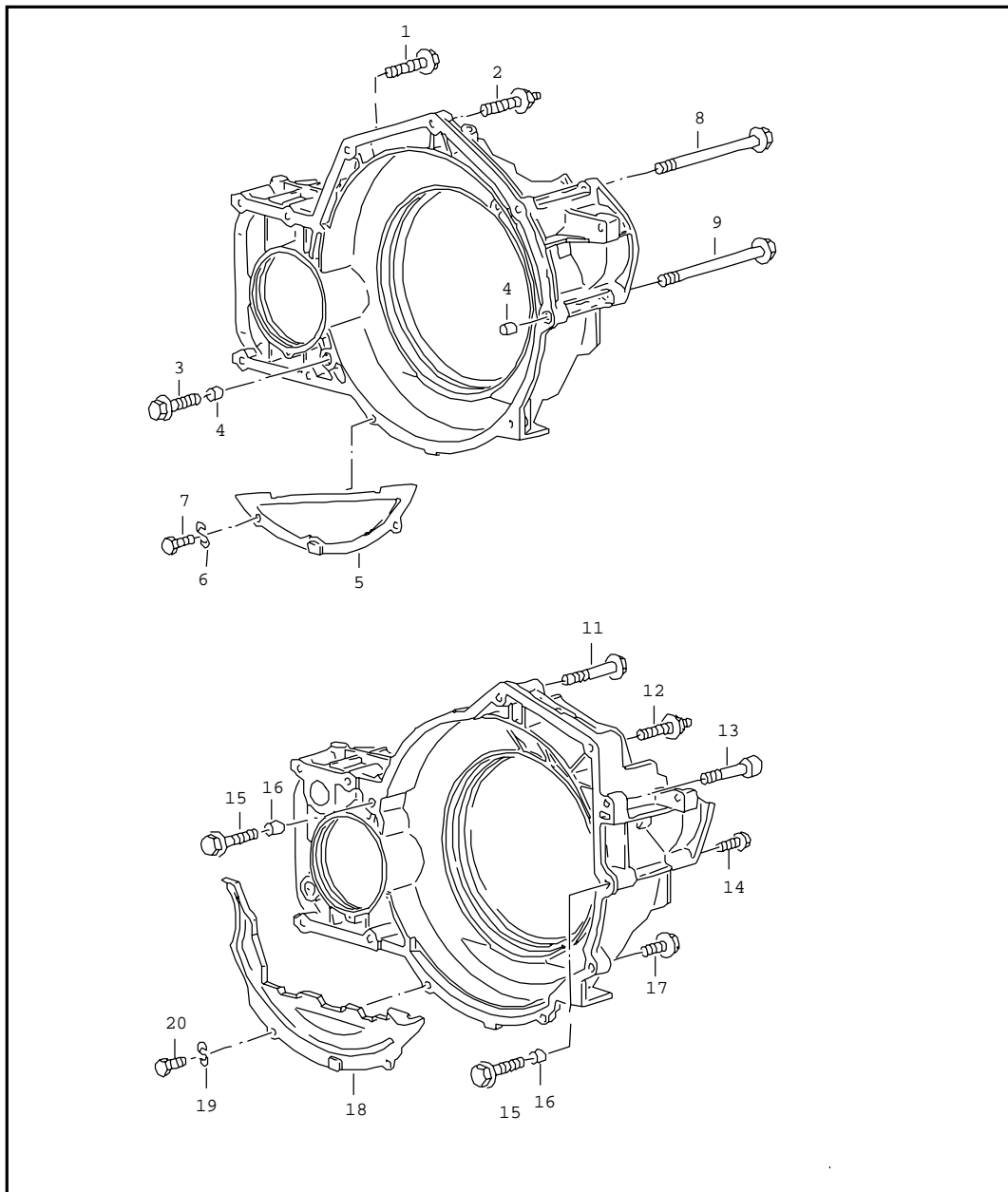
Pos	Part Number	Name	Remarks	Qty	Model
		mounting parts for engine and transmission	4-cylinder/ engine		
1	N 019 524 1	screw, hexagonal head	M12X55	2	
(1)	191 971 248	double hex. hd. bolt ground strap	M12X55/M8X10	1	
(2)	--- --- ---	screw, hexagonal head see illustration:	167		
3	N 015 100 5	hex. nut	M10	2	
4	N 040 338 1	screw, hexagonal head	M12X58	1	
		mounting parts for engine and transmission	6 cylinder/ engine		
10	N 019 524 1	screw, hexagonal head	M12X55	1	
11	191 971 248	double hex. hd. bolt	M12X55/M8X10	1	
12	--- --- ---	screw, hexagonal head see illustration:	167		
13	N 101 633 01	screw, hexagonal head	M12X46	1	
15	N 010 227 6	bolt, hexagon head self-locking	M7X12	2	
16	02A 301 157 B	cover plate		1	

Model	Year	MG	SG	Illustration	VIN No.	Update	21:38	07.02.20100		ETKA	
PA	90	3	00	60-10		336					





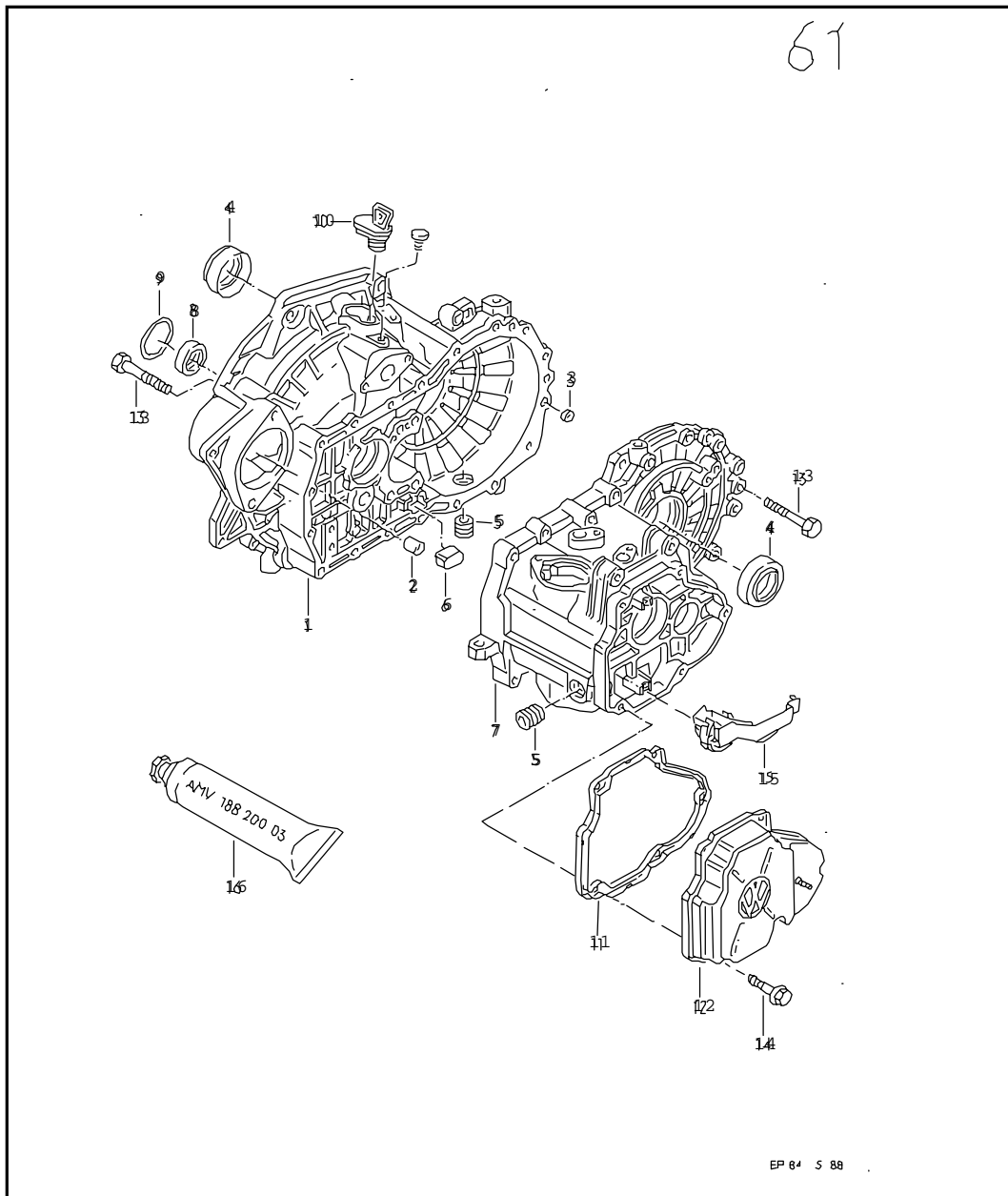
Pos	Part Number	Name	Remarks	Qty	Model
		gearbox, complete 4 speed automatic gearbox			ARN, APE, ARO
(1)	--- --- ---	4 speed automatic gearbox no longer available possible replacement (exchange part)			ARN, ARO
1	>096 300 035 E	4 speed automatic gearbox	76/18	1	APE
(1)	#096 300 035 EX	4 speed automatic gearbox	76/18	1	APE
(1)	#096 300 035 EV	4 speed automatic gearbox	76/18	1	APE
(1)	#096 300 035 MX	4 speed automatic gearbox	76/18	1	ARN
(1)	#096 300 035 MV	4 speed automatic gearbox	76/18	1	ARN
(1)	#096 300 035 NX	4 speed automatic gearbox	77/17	1	ARO
(1)	#096 300 035 NV	4 speed automatic gearbox	77/17	1	ARO
		protective plate for 4 speed automatic gearbox			ARN, APE, ARO
5	357 399 291	protective plate		1	
6	N 102 575 01	bolt, hex. hd. with shoulder	M10X22	4	

Model	Year	MG	SG	Illustration	VIN No.	Update	21:39	07.02.20100		ETKA	
PA	90	3	00	60-20		336					





Pos	Part Number	Name	Remarks	Qty	Model
		securing parts for 4 speed automatic gearbox			ARN, APE, ARO
1	N 019 524 1	screw, hexagonal head	M12X55	1	
2	191 971 248	double hex. hd. bolt	M12X55/M8X10	1	
3	N 040 338 1	screw, hexagonal head	M12X58	1	
4	014 301 153	sleeve	16X12,8	2	
5	095 409 157 A	cover plate		1	
6	N 012 234 5	spring washer	B7X14X0,8	2	
7	N 010 227 6	bolt, hexagon head self-locking	M7X12	2	
8		see illustration:	167		
9		see illustration:	167		



Model	Year	MG	SG	Illustration	VIN No.	Update	21:39	07.02.20100		ETKA	
PA	90	3	01	61-00		336					

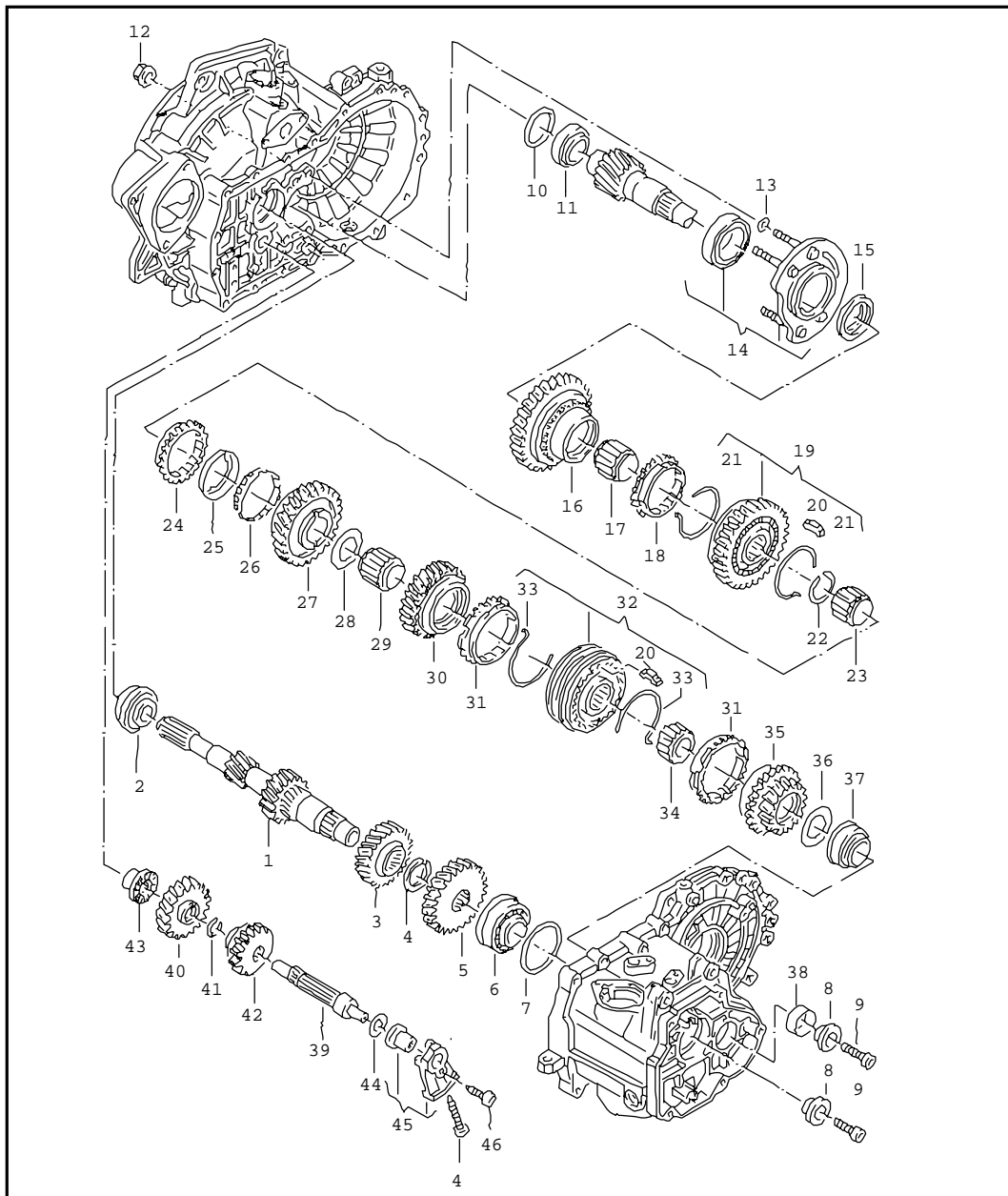


Pos	Part Number	Name	Remarks	Qty	Model
		transmission case for manual gearbox			ALA, ALB, ALS, ALY, ATX, ATW, AFE, AFF, AGC, ASA, ASB, AMA, ARC, AYH, AYK, AYM, AYP, AYY, CAT, AGK, CCM
1	02A 301 107 B	clutch housing		1	ALA, ALB, ALS, ALY, ATX, ATW, AFE, AFF, AGC, ASA, ASB, AMA, ARC, AYH, AYK, AYM, AYP, AYY, CAT
(1)	02A 301 107 C	clutch housing		1	AGK, CCM
2	014 301 155	bush		1	
3	020 301 153 A	sleeve	12X9,5	2	
4	* 02A 301 189	oil seal	40X60X12	2	
5	111 301 127 E	plug	M24X1,5	2	
6	084 301 143 A	magnet		1	
7	02A 301 103 D	transmission case	also use: >>G 31 088 02A 301 233 H 02A 301 252 D 02A 301 256 B	1	
-	02A 301 233 H	shift rod	also use: 02A 301 252 D see illustration: 64 / 65	1	
-	02A 301 256 B	cover	see illustration: 64 / 65	1	
8	* 085 311 113	oil seal	21,8X35X7	1	
9	* N 903 543 01	o-ring	45,7X1,5	1	
10	02A 301 115 A	plug		1	
11	02A 301 215 A	gasket		1	
12	02A 301 211 A	cover		1	
13	N 101 389 01	screw, hexagonal head	M8X60	18	
14	N 101 430 01	screw, hexagonal head	M7X20	5	



Model	Year	MG	SG	Illustration	VIN No.	Update	21:39	07.02.20100		ETKA	
PA	90	3	01	61-00		336					

Pos	Part Number	Name	Remarks	Qty	Model	Pos	Part Number	Name	Remarks	Qty	Model
15	02A 301 279	oil drip tray		1	ALA,ALB,ALB, ALY						
16	AMV 188 200 03	sealing paste for transmission mating surface	100G	X							
-	02A 398 001	set of gaskets for manual transmission		1							
		also use:	AMV 188 200 03	X							



Model	Year	MG	SG	Illustration	VIN No.	Update	21:40	07.02.20100		ETKA	
PA	90	3	11	62-00		336					





Pos	Part Number	Name	Remarks	Qty	Model
		gears and shafts for 4 speed manual transmiss.			ALA, ALB, ALS, ALY, ARC
1	02A 311 103 A	drive shaft	Z=9+20	1	
2	085 311 123	taper roller bearing	22X45X16,6	1	
3	02A 311 285 D	gear	3.gear Z=37/31	1	
4	02A 311 321	lock ring	30,8X2,5	1	
5	02A 311 351 D	gear	4.gear Z=31/38	1	
6	02A 311 123	taper roller bearing	30X68,5X17,2	1	
7	02A 311 140	adjusting washer	62,2X0,65	X	
(7)	02A 311 140 A	adjusting washer	62,2X0,67	X	
(7)	02A 311 140 B	adjusting washer	62,2X0,7	X	
(7)	02A 311 140 C	adjusting washer	62,2X0,72	X	
(7)	02A 311 140 D	adjusting washer	62,2X0,75	X	
(7)	02A 311 140 E	adjusting washer	62,2X0,77	X	
(7)	02A 311 140 F	adjusting washer	62,2X0,8	X	
(7)	02A 311 140 G	adjusting washer	62,2X0,82	X	
(7)	02A 311 140 H	adjusting washer	62,2X0,85	X	
(7)	02A 311 140 J	adjusting washer	62,2X0,87	X	
(7)	02A 311 140 K	adjusting washer	62,2X0,9	X	
(7)	02A 311 140 L	adjusting washer	62,2X0,92	X	
(7)	02A 311 140 M	adjusting washer	62,2X0,95	X	
(7)	02A 311 140 N	adjusting washer	62,2X0,97	X	
(7)	02A 311 140 P	adjusting washer	62,2X1	X	
(7)	02A 311 140 Q	adjusting washer	62,2X1,02	X	
(7)	02A 311 140 R	adjusting washer	62,2X1,05	X	
(7)	02A 311 140 S	adjusting washer	62,2X1,07	X	
(7)	02A 311 140 T	adjusting washer	62,2X1,1	X	
(7)	02A 311 140 AA	adjusting washer	62,2X1,12	X	

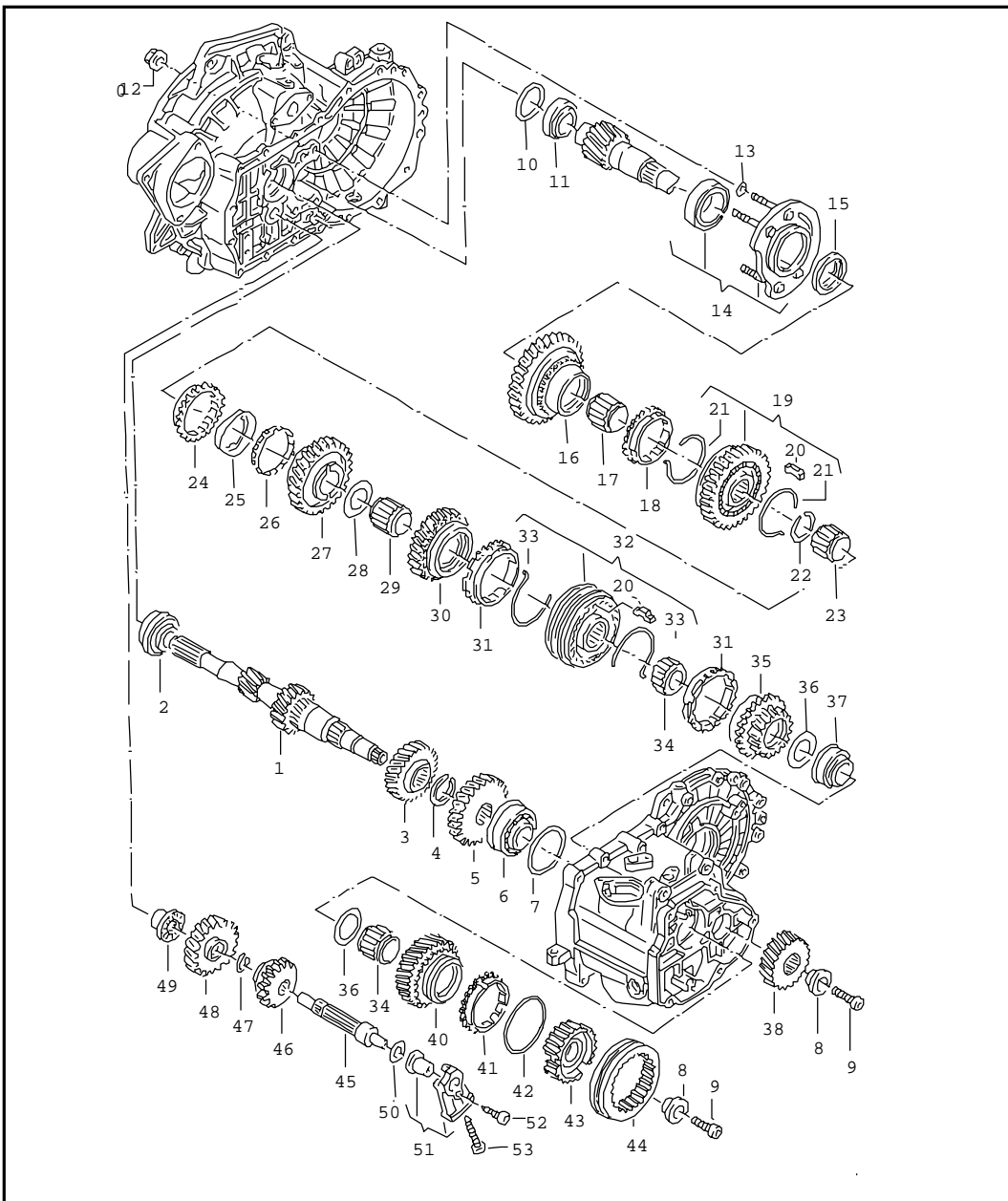
Model	Year	MG	SG	Illustration	VIN No.	Update	21:40	07.02.20100		ETKA	
PA	90	3	11	62-00		336					

Pos	Part Number	Name	Remarks	Qty	Model	Pos	Part Number	Name	Remarks	Qty	Model
(7)	02A 311 140 AB	adjusting washer	62,2X1,15	X		14	02A 311 206 H	support with taper roller bearing		1	
(7)	02A 311 140 AC	adjusting washer	62,2X1,17	X		15	02A 311 221	thrust washer	1.gear	1	
(7)	02A 311 140 AD	adjusting washer	62,2X1,2	X		16	02A 311 251	gear	1.gear Z=34/9	1	
(7)	02A 311 140 AE	adjusting washer	62,2X1,22	X		17	02A 311 213 C	needle cage	38X43X25	1	
(7)	02A 311 140 AF	adjusting washer	62,2X1,25	X		18	02A 311 247	synchronizer ring	1.gear	1	
(7)	02A 311 140 AG	adjusting washer	62,2X1,27	X		19	02A 311 239 E	synchronizing hub	1./2.gear 02A 311 247 C 02A 311 269 F	1 1 1	
8	02A 311 324 A	sleeve		2		-	02A 311 247 C	synchronizer ring	1.gear	X	
9	N 903 592 02	screw, cheese hd., self-locking	M8X26	2		-	02A 311 269 F	synchronizer ring	2.gear	X	
10	020 311 391	adjusting washer	0,75	X		20	084 311 313	catch		6	
(10)	020 311 391 A	adjusting washer	0,8	X		21	113 311 249 A	spring		2	
(10)	020 311 391 B	adjusting washer	0,85	X		21	113 311 249 A	spring		2	
(10)	020 311 391 C	adjusting washer	0,9	X		22	091 311 321 A	lock ring		1	
(10)	020 311 391 D	adjusting washer	0,95	X		23	02A 311 265 D	needle cage	K35X40X23,8	1	
(10)	020 311 391 E	adjusting washer	1	X		24	02A 311 269 D	synchronizer ring	2.gear	1	
(10)	020 311 391 F	adjusting washer	1,05	X		25	02A 311 279	outer ring	2.gear	1	
(10)	020 311 391 G	adjusting washer	1,1	X		26	02A 311 277	synchronizer ring inner	2.gear	1	
(10)	020 311 391 H	adjusting washer	1,15	X		27	02A 311 261 E	gear	2.gear Z=39/20	1	
(10)	020 311 391 J	adjusting washer	1,2	X		28	02A 311 175 B	thrust washer	2.gear 30,8X50X2,5	1	
(10)	020 311 391 K	adjusting washer	1,25	X		29	02A 311 325 D	needle bearing -	30,6X40X26,8	1	
(10)	020 311 391 L	adjusting washer	1,3	X		30	02A 311 129 H	gear	3.gear Z=37/31	1	
(10)	020 311 391 M	adjusting washer	1,35	X		31	02A 311 269 A	synchronizer ring	3./4.gear	2	
(10)	020 311 391 N	adjusting washer	1,4	X		32	02A 311 301 C	synchronizing hub	3./4.gear	1	
(10)	020 311 391 P	adjusting washer	0,65	X		33	088 311 311 D	spring		2	
(10)	020 311 391 Q	adjusting washer	0,7	X		34	02A 311 115 C	needle bearing -	29X40X24	1	
11	311 405 625 E	taper roller bearing	29X50,29X14,73	1							
12	N 015 083 11	shouldered hex. nut	M8	4							
13	* N 903 649 01	o-ring	7X2	4							



Model	Year	MG	SG	Illustration	VIN No.	Update	21:40	07.02.20100		ETKA	
PA	90	3	11	62-00		336					

Pos	Part Number	Name	Remarks	Qty	Model	Pos	Part Number	Name	Remarks	Qty	Model
35	02A 311 145 D	gear	4.gear Z=31/38	1							
36	02A 311 155 A	thrust washer	4.gear 29,2X49X2,5	2							
37	02A 311 375	sleeve	29X46X18,1	1							
38	02A 311 380	spacer sleeve	28,1X33,4X15,7	1							
39	02A 311 515 K	reverse gear shaft		1							
		MITVERWENDEN:	G>> 09 082								
			02A 311 521 D	1							
			02A 311 523 B	1							
			02A 311 531 K	1							
-	02A 311 521 D	selector fork	reverse gear	X							
		also use:	>>G 05 043								
			02A 311 577 B	1							
-	02A 311 523 B	needle sleeve	15X21X18	X							
40	02A 311 507 D	intermediate wheel	Z=18 return	1							
		also use:	02A 311 523 B	1							
41	N 100 698 02	circlip	A20X2	1							
42	02A 311 531 K	sliding wheel for reverse gear	Z=20	1							
		also use:	>>G 09 082	1							
			02A 311 515 K								
43	02A 311 523 B	needle sleeve	15X21X18	1							
44	02A 311 646	thrust washer reverse gear shaft		1							
45	02A 311 514 A	support reverse gear shaft		1							
46	N 101 775 01	torx socket head bold	M8X26	1							
47	N 904 625 01	torx socket head bold	M8X32	1							



Model	Year	MG	SG	Illustration	VIN No.	Update	21:41	07.02.20100		ETKA	
PA	90	3	11	63-00		336					





Pos	Part Number	Name	Remarks	Qty	Model
		gears and shafts for 5 speed manual transmiss.			AFE, AFF, AGC, ASA, ASB, AMA, ATW, ATX, AYH, AYK, AYM, AYP, CAT, AGK, CCM, AYY
(1)	02A 311 103 J	drive shaft	Z=9+19	1	AGC, AFF, AFE, ASA, ATX, ASB, ATW, AMA, AYY
		also use:	02A 311 324 C 02A 311 335 C 02A 301 211 A 02A 311 303 D	X X 1 X	
(1)	02A 311 103 D	drive shaft G 02 05 0>>	Z=9/17	1	AGC, AFF, AYM, AYP, AFE, AYK, ATX, ATW, AYH, AGK, CAT, AYY
(1)	02A 311 103 F	drive shaft	Z=10/18	1	CCM
2	085 311 123	taper roller bearing	22X45X16,6	1	
3	02A 311 285 C	gear	3.gear Z=39/29	1	AFE, AFF, AGC, ASA, ASB, AMA, ATW, ATX, AYM, AYP, CAT, AYY
(3)	02A 311 285 J	gear	3.gear Z=40/28	1	AYH, AYK
(3)	02A 311 285 K	gear	3.gear Z=35/24	1	AGK
(3)	02A 311 285 M	gear	3.gear Z=34/26	1	CCM
4	02A 311 321	lock ring	30,8X2,5	1	
5	02A 311 351 C	gear	4.gear Z=34/35	1	AFE, AFF, AGC, ASA, ASB, AMA, ATW, ATX, AYM, AYP, AYY
5	02A 311 351 C	gear	4.gear Z=34/35	1	AFE, AFF, AGC, ASA, ASB, AMA, ATW, ATX, AYM, AYP, AYY
(5)	02A 311 351 G	gear	4.gear Z=35/34	1	AYH, AYK,
(5)	02A 311 351 H	gear	4.gear Z=30/29	1	AGK, CCM

Model	Year	MG	SG	Illustration	VIN No.	Update	21:41	07.02.20100		ETKA	
PA	90	3	11	63-00		336					



Pos	Part Number	Name	Remarks	Qty	Model	Pos	Part Number	Name	Remarks	Qty	Model
(5)	02A 311 351 K	gear	4.gear Z=33/36	1	CAT	(7)	02A 311 140 AG	adjusting washer	62,2X1,27	X	
6	02A 311 123	taper roller bearing	30X68,5X17,2	1		8	02A 311 324 A	sleeve G >> 02 05 0		2	
7	02A 311 140	adjusting washer	62,2X0,65	X		(8)	02A 311 324 C	concave washer G 03 05 0>>	24X52X2,65	2	
(7)	02A 311 140 A	adjusting washer	62,2X0,67	X		9	N 903 592 02	screw, cheese hd., self-locking G >> 02 05 0	M8X26	2	
(7)	02A 311 140 B	adjusting washer	62,2X0,7	X		(9)	02A 311 335 C	torx socket head bold G 03 05 0>>	M10X1X46	2	
(7)	02A 311 140 C	adjusting washer	62,2X0,72	X		10	020 311 391	adjusting washer	0,75	X	
(7)	02A 311 140 D	adjusting washer	62,2X0,75	X		(10)	020 311 391 A	adjusting washer	0,8	X	
(7)	02A 311 140 E	adjusting washer	62,2X0,77	X		(10)	020 311 391 B	adjusting washer	0,85	X	
(7)	02A 311 140 F	adjusting washer	62,2X0,8	X		(10)	020 311 391 C	adjusting washer	0,9	X	
(7)	02A 311 140 G	adjusting washer	62,2X0,82	X		(10)	020 311 391 D	adjusting washer	0,95	X	
(7)	02A 311 140 H	adjusting washer	62,2X0,85	X		(10)	020 311 391 E	adjusting washer	1	X	
(7)	02A 311 140 J	adjusting washer	62,2X0,87	X		(10)	020 311 391 F	adjusting washer	1,05	X	
(7)	02A 311 140 K	adjusting washer	62,2X0,9	X		(10)	020 311 391 G	adjusting washer	1,1	X	
(7)	02A 311 140 L	adjusting washer	62,2X0,92	X		(10)	020 311 391 H	adjusting washer	1,15	X	
(7)	02A 311 140 M	adjusting washer	62,2X0,95	X		(10)	020 311 391 J	adjusting washer	1,2	X	
(7)	02A 311 140 N	adjusting washer	62,2X0,97	X		(10)	020 311 391 K	adjusting washer	1,25	X	
(7)	02A 311 140 P	adjusting washer	62,2X1	X		(10)	020 311 391 L	adjusting washer	1,3	X	
(7)	02A 311 140 P	adjusting washer	62,2X1	X		(10)	020 311 391 M	adjusting washer	1,35	X	
(7)	02A 311 140 Q	adjusting washer	62,2X1,02	X		(10)	020 311 391 N	adjusting washer	1,4	X	
(7)	02A 311 140 R	adjusting washer	62,2X1,05	X		(10)	020 311 391 P	adjusting washer	0,65	X	
(7)	02A 311 140 S	adjusting washer	62,2X1,07	X		(10)	020 311 391 Q	adjusting washer	0,7	X	
(7)	02A 311 140 T	adjusting washer	62,2X1,1	X		11	311 405 625 E	taper roller bearing	29X50,29X14,73	1	
(7)	02A 311 140 AA	adjusting washer	62,2X1,12	X		12	N 015 083 11	shouldered hex. nut	M8	4	
(7)	02A 311 140 AB	adjusting washer	62,2X1,15	X		13	* N 903 649 01	o-ring	7X2	4	
(7)	02A 311 140 AC	adjusting washer	62,2X1,17	X							
(7)	02A 311 140 AD	adjusting washer	62,2X1,2	X							
(7)	02A 311 140 AE	adjusting washer	62,2X1,22	X							
(7)	02A 311 140 AF	adjusting washer	62,2X1,25	X							

Model	Year	MG	SG	Illustration	VIN No.	Update	21:41	07.02.20100		ETKA	
PA	90	3	11	63-00		336					



Pos	Part Number	Name	Remarks	Qty	Model	Pos	Part Number	Name	Remarks	Qty	Model
14	02A 311 206 H	support with taper roller bearing		1	CCM,AGC,AFF,AYM,AYP,AFE,AYK,ASA,ATX,ASB,ATW,AYH,AMA,CAT,AYY	(27)	02A 311 261 G	gear G 02 05 0>>	2.gear Z=36/17	1	AGC,AFF,AYM,AYP,AFE,AYK,ATX,ATW,AYH,AMA,CAT,AGK,AYY
15	02A 311 221	thrust washer	1.gear	1		(27)	02A 311 261 G	gear G 02 05 0>>	2.gear Z=36/17	1	AGC,AFF,AYM,AYP,AFE,AYK,ATX,ATW,AYH,AMA,CAT,AGK,AYY
16	02A 311 251	gear	1.gear Z=34/9	1	AGC,AFF,AYM,AYP,AFE,AYK,ASA,ATX,ASB,ATW,AYH,AMA,CAT,AGK,AYY	(27)	02A 311 261 J	gear	2.gear Z=35/18	1	CCM
(16)	02A 311 251 C	gear	1.gear Z=33/10	1	CCM	28	02A 311 175 B	thrust washer G >> 05 07 0	2nd/3rd gear 30,8X50X2,5	1	
17	02A 311 213 C	needle cage	38X43X25	1		(28)	02A 311 175 C	thrust washer G 06 07 0>>	2nd/3rd gear 30,8X52X3,5	1	
18	02A 311 247	synchronizer ring	1.gear	1		29	02A 311 325 D	needle bearing - G >> 05 07 0	30,6X40X26,8	1	
19	02A 311 239 E	synchronizing hub	1./2.gear also use: 02A 311 247 C 02A 311 269 F	1		(29)	02A 311 325 L	needle bearing - G 06 07 0>>	30,6X40X25,8	1	
-	02A 311 247 C	synchronizer ring	1.gear	X		(30)	02A 311 129 P	gear G 06 07 0>>	3.gear Z=40/28	1	AYH,AYK
-	02A 311 269 F	synchronizer ring	2.gear	X		(30)	02A 311 129 R	gear	3.gear Z=39/29 also use: >>G 05 07 0 02A 311 175 C 02A 311 325 F	1	ASA,ASB,AMA,AYP,CAT,AYY,
20	084 311 313	catch		6		(30)	02A 311 129 T	gear	3.gear Z=35/24	1	AGK
21	113 311 249 A	spring G >> 30 09 0*		2		(30)	02A 311 129 AB	gear	3.gear Z=34/26	1	CCM
(21)	02A 311 311 A	spring G 01 10 0>>*		2		31	02A 311 269 A	synchronizer ring	3./4.gear	2	
22	091 311 321 A	lock ring		1		32	02A 311 301 C	synchronizing hub G >> 30 05 0	3./4.gear	1	
23	02A 311 265 D	needle cage	K35X40X23,8	1		(32)	02A 311 301 D	synchronizing hub G 31 05 0>>	3./4.gear	1	
24	02A 311 269 D	synchronizer ring	2.gear	1		33	088 311 311 D	spring		2	
25	02A 311 279	outer ring	2.gear	1		34	02A 311 115 C	needle bearing -	29X40X24	2	
26	02A 311 277	synchronizer ring inner	2.gear	1							
27	02A 311 261 D	gear G >> 01 05 0	2.gear Z=40/19	1	AGC,AFF,AFE,ASA,ATX,ASB,ATW,AMA,CAT,AGK,AYY						

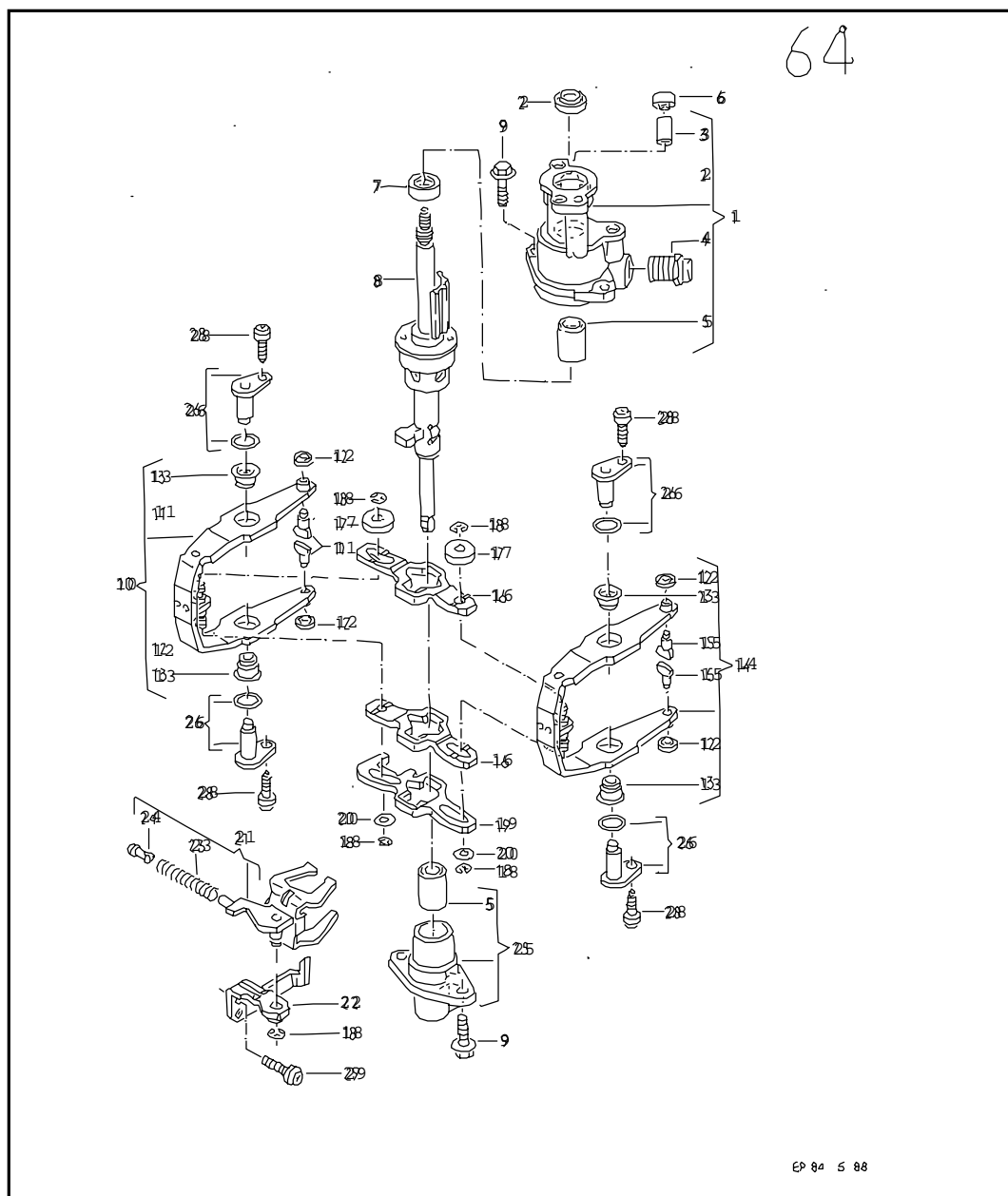
Model	Year	MG	SG	Illustration	VIN No.	Update	21:41	07.02.20100		ETKA	
PA	90	3	11	63-00		336					

Pos	Part Number	Name	Remarks	Qty	Model	Pos	Part Number	Name	Remarks	Qty	Model
(35)	02A 311 145 M	gear	4.gear Z=34/35 also use: >>G 30 050 02A 311 301 D	1	ASA,ASB,ATW, AFE,AFF,AGC, AMA,AYM,AYP, AYY,ATX,	(41)	02A 311 295 A	synchronizer ring G 31 10 1>>	5.GANG	1	
(35)	02A 311 145 K	gear	4.gear Z=30/29	1	AGK,CCM	42	02A 311 311	spring G >> 30 10 1	5.GANG	1	
(35)	02A 311 145 N	gear	4.gear Z=35/34	1	AYH,AYK	(42)	02A 311 311 B	spring G 31 10 1>>	5.GANG	2	
(35)	02A 311 145 P	gear	4.gear Z=36/33	1	CAT	(43)		possible replacement synchronizing hub	>> G 30 101 02A 311 303 D 02A 311 295 A 02A 311 562 A 02A 301 233 J 02A 301 252 D	1 1 1 1 1	
36	02A 311 155 A	thrust washer	4th/5th gear 29,2X49X2,5	2		(44)		possible replacement operating sleeve	>> G 30 101 02A 311 303 D 02A 311 295 A 02A 311 562 A 02A 301 233 J 02A 301 252 D	1 1 1 1 1	
37	02A 311 375	sleeve	29X46X18,1	1		(43)	02A 311 303 D	synchronizing hub operating sleeve G 31 10 1>>	5.GANG	1	
38	02A 311 361	gear	5.gear Z=35/44	1	AFE,AFF,AGC, ASA,ASB,AMA, ATW,ATX	-	02A 311 313 A	catch G 31 10 1>>	5.GANG	3	
(38)	02A 311 361 Q	gear	5.gear Z=34/45	1	AYM,AYP,AYY	45	02A 311 515 K	reverse gear shaft also use: >>G 14 080 02A 311 521 E 02A 311 523 B 02A 311 531 G		1 1 1 1	
(38)	02A 311 361 E	gear	5.gear Z=36/43	1	AYH,AYK	(45)	02A 311 515 K	reverse gear shaft G 11 03 1>>*		1	
(38)	02A 311 361 P	gear	5.gear Z=31/37	1	AGK,CCM						
(38)	02A 311 361 M	gear	5.gear Z=33/46	1	CAT						
40	02A 311 158 C	gear	5.gear Z=35/44	1	AFE,AFF,AGC, ASA,ASB,AMA, ATW,ATX						
(40)	02A 311 158 E	gear	5.gear Z=34/45	1	AYM,AYP,AYY						
(40)	02A 311 158 E	gear	5.gear Z=34/45	1	AYM,AYP,AYY						
(40)	02A 311 158 H	gear	5.gear Z=36/43	1	AYH,AYK	46	02A 311 531 G	sliding wheel for reverse gear also use: Z=20 02A 311 515 K		1 1	
(40)	02A 311 158 R	gear	5.gear Z=33/46	1	CAT	47	N 100 698 02	circlip	A20X2	1	
(40)	02A 311 158 S	gear	5.gear Z=31/37	1	AGK,CCM	(48)	02A 311 507 D	intermediate wheel	Z=18 return also use: >>G 09 090 02A 311 523 B	1 1	AGC,AFF,AFE, AYM,AYP,AYK, AYH,AGK,CAT, ASA,ATX,ASB, ATW,AYH,AMA,
41	02A 311 295	synchronizer ring G >> 30 10 1	5.gear	1							

Model PA	Year 90	MG 3	SG 11	Illustration 63-00	VIN No.	Update 336	21:41	07.02.20100		ETKA	
-------------	------------	---------	----------	-----------------------	---------	---------------	-------	-------------	---	------	---



Pos	Part Number	Name	Remarks	Qty	Model	Pos	Part Number	Name	Remarks	Qty	Model
(48)	02A 311 507 G	intermediate wheel	Z=17 return	1	CCM						
49	02A 311 523 B	needle sleeve	15X21X18	1							
50	02A 311 646	thrust washer reverse gear shaft G >> 14 08 0		1							
51	02A 311 514 A	support reverse gear shaft		1							
52	N 101 775 01	torx socket head bold	M8X26	1							
53	N 904 625 01	torx socket head bold	M8X32	1							

Model	Year	MG	SG	Illustration	VIN No.	Update	21:41	07.02.20100		ETKA	
PA	90	3	11	64-00		336					





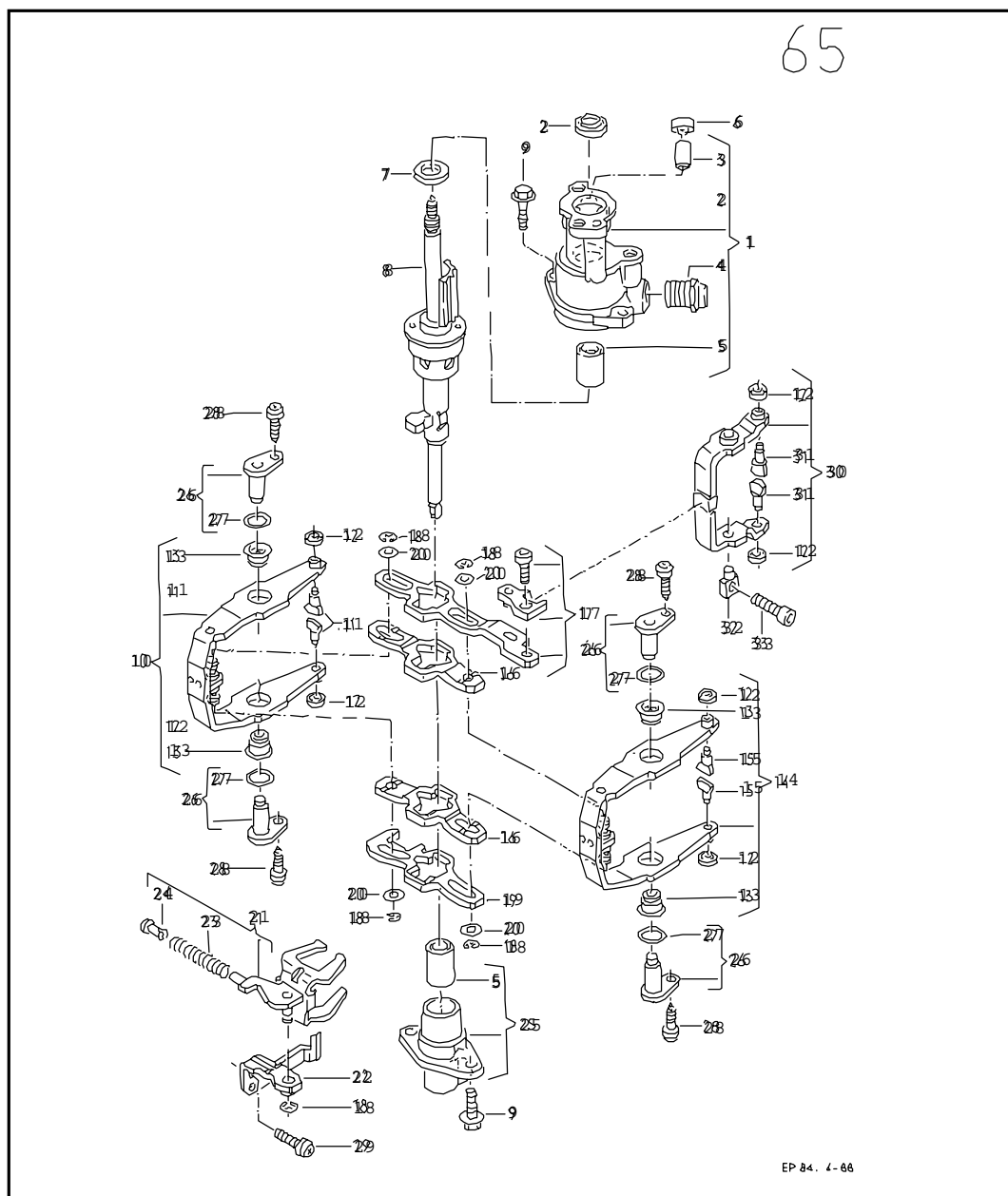
EP 84 5 88

Pos	Part Number	Name	Remarks	Qty	Model
		shift rod selector fork for 4 speed manual transmiss.			ALA, ALB, ALS, ALY, ARC
1	02A 301 231 C	gearshift housing		1	
-	02A 301 479	bush G 01 10 9>>*		1	
2	* 02A 301 227 C	oil seal	24,3X6,5	1	
3	014 301 473	sleeve	12X30	1	
4	02A 301 241 H	locking screw	M22X1,5	1	
(5)	02A 311 648 A	ball sleeve	15,2X23X23	2	
6	014 301 485	cap for transmission breather		1	
7	02A 301 320	stop ring	15,5X27X9,2	1	
8	02A 301 233 H	shift rod	also use: 02A 301 252 D	1	
-	02A 301 252 D	cover		X	
9	N 019 502 2	bolt, hex. hd. with shoulder	M8X25	2	
10	02A 311 549	selector fork	1./2.gear	1	
11	02A 311 585 H	shift segment	1./2.gear	2	
12	N 903 975 01	clamping washer	7X15	4	
13	02A 311 590 A	ball bearing	11,8X8X20	4	
14	02A 311 549 E	selector fork	3./4.gear	1	
15	02A 311 585 J	shift segment	3./4.gear	2	
16	02A 311 560 B	rail	1st-4th gear	2	
17	02A 311 626	spacer sleeve	9,2X24,2X6	2	
18	N 012 437 3	lock washer	7	5	
18	N 012 437 3	lock washer	7	5	
19	02A 311 577 B	rail	reverse gear	1	
20	02A 311 616	washer	9,2X13,5X1	2	
21	02A 311 521 C	selector fork	reverse gear	1	



Model	Year	MG	SG	Illustration	VIN No.	Update	21:41	07.02.20100		ETKA	
PA	90	3	11	64-00		336					

Pos	Part Number	Name	Remarks	Qty	Model	Pos	Part Number	Name	Remarks	Qty	Model
22	02A 301 445	support selector fork	reverse gear	1							
23	02A 311 548 A	pressure spring	reverse gear	1							
24	02A 311 614	guide piece	reverse gear	1							
25	02A 301 256 B	cover		1							
		shift rod	>>G 26 108								
		shorten to:	233,5MM								
26	02A 301 427 A	support pin		4							
27	* N 903 620 01	o-ring	14X2	4							
28	N 903 659 01	torx socket head bold	M8X22	4							
29	N 101 775 01	torx socket head bold	8X26	1							
(29)	N 904 625 01	torx socket head bold	M8X32	1							



Model	Year	MG	SG	Illustration	VIN No.	Update	21:42	07.02.20100		ETKA	
PA	90	3	11	65-00		336					

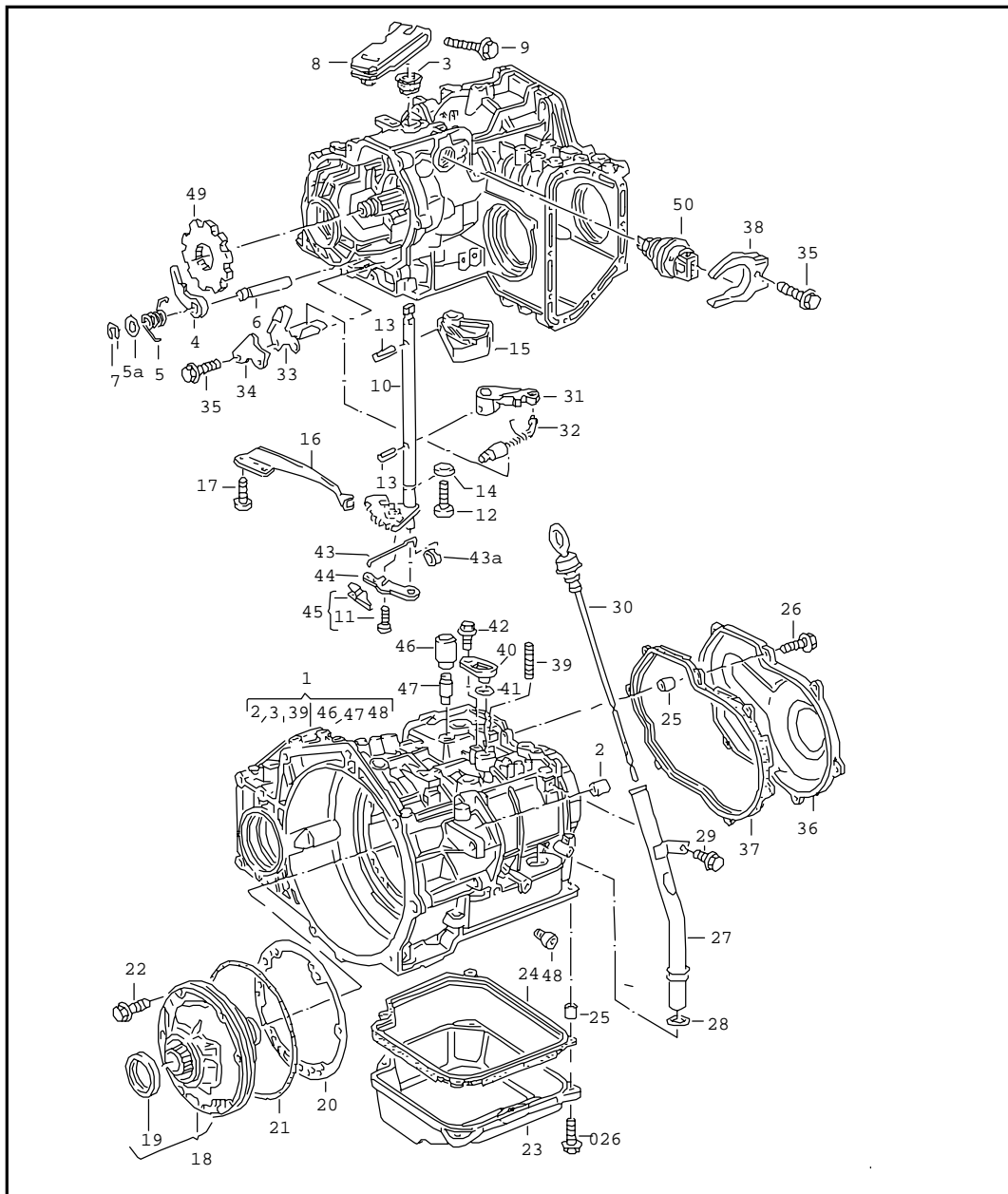


Pos	Part Number	Name	Remarks	Qty	Model
		shift rod selector fork for 5 speed manual transmiss.			AGC, AFE, AFF, ASA, ASB, AMA, ATW, ATX, AYH, AYK, AYM, AYP, CAT, AGK, AYY CCM
1	02A 301 231 C	gearshift housing		1	AGC, AFE, AFF, ASA, ASB, AMA, ATW, ATX, AYH, AYK, AYM, AYP, CAT, AYY
(1)	02A 301 231 D	gearshift housing		1	AGK, CCM
-	02A 301 479	bush G 01 10 9>>*		1	
2	* 02A 301 227 C	oil seal	24,3X6,5	1	
3	014 301 473	sleeve	12X30	1	
4	02A 301 241 H	locking screw	M22X1,5	1	
5	02A 311 648 A	ball sleeve	15,2X23X23	2	
6	014 301 485	cap for transmission breather		1	
7	02A 301 320 B	stop ring	15,8X28X1	1	
8	02A 301 233 H	shift rod		1	AGC, AFE, AFF, ASA, ASB, AMA, ATW, ATX, AYH, AYK, AYM, AYP, CAT, AYY
			also use: 02A 301 252 D	1	
-	02A 301 252 D	cover		X	
(8)	02A 301 233 D	shift rod		1	AGK, CCM
9	N 019 502 2	bolt, hex. hd. with shoulder	M8X25	2	
10	02A 311 549	selector fork	1./2.gear	1	
11	02A 311 585 H	shift segment	1./2.gear	2	
12	N 903 975 01	clamping washer	7X15	6	
13	02A 311 590 A	ball bearing	11,8X8X20	4	
14	02A 311 549 E	selector fork	3./4.gear	1	
15	02A 311 585 J	shift segment	3./4.gear	2	
16	02A 311 560 B	rail	1st-4th gear	1	



Model	Year	MG	SG	Illustration	VIN No.	Update	21:42	07.02.20100		ETKA	
PA	90	3	11	65-00		336					

Pos	Part Number	Name	Remarks	Qty	Model	Pos	Part Number	Name	Remarks	Qty	Model
17	02A 311 566 B	rail	5.gear	1							
18	N 012 437 3	lock washer	7	5							
19	02A 311 577 B	rail	reverse gear	1							
20	02A 311 616	washer	9,2X13,5X1	4							
21	02A 311 521 C	selector fork	reverse gear	1							
22	02A 301 445	support selector fork	reverse gear	1							
23	02A 311 548 A	pressure spring	reverse gear	1							
24	02A 311 614	guide piece	reverse gear	1							
25	02A 301 256 B	cover shift rod	>>G 26 108 shorten to: 233,5MM	1							
26	02A 301 427 A	support pin		4							
27	* N 903 620 01	o-ring	14X2	4							
28	N 903 659 01	torx socket head bold	M8X22	4							
29	N 101 775 01	torx socket head bold	8X26	1							
29	N 101 775 01	torx socket head bold	8X26	1							
30	02A 311 562	selector fork	5.GANG	1							
31	02A 311 585 K	shift segment	5.GANG	2							
32	02A 301 443	mounting selector fork	5.gear	2							
33	N 014 713 5	bolt, with hex. socket hd.	M8X35	2							



Model	Year	MG	SG	Illustration	VIN No.	Update	21:42	07.02.20100		ETKA	
PA	90	3	21	66-00		336					

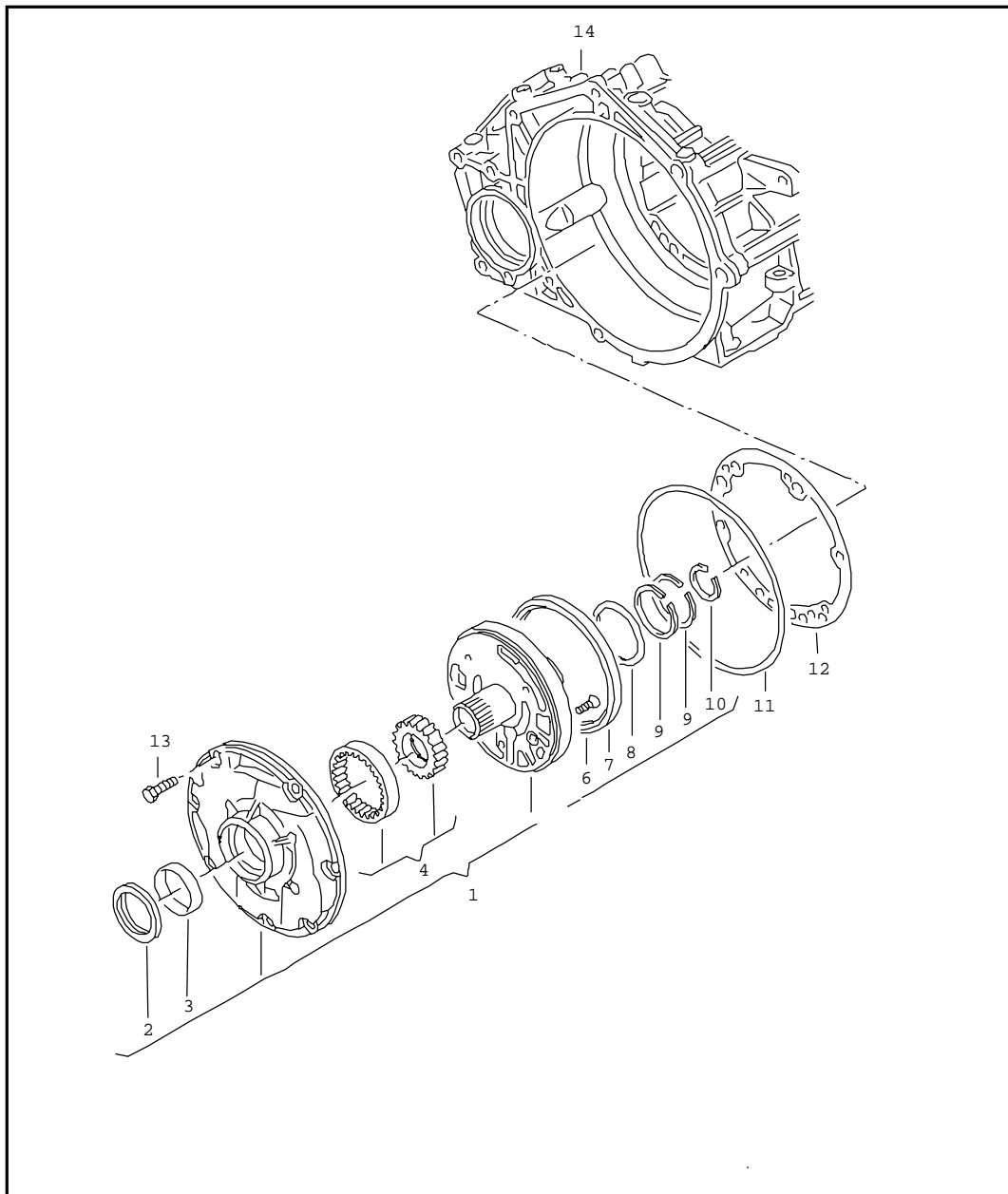


Pos	Part Number	Name	Remarks	Qty	Model
		transmission case for 4 speed automatic gearbox			ARN, APE, ARO
1	096 321 101 AA	transmission case		1	
2	113 301 155	bush		1	
3	* 095 321 182 B	seal		1	
4	095 321 119 A	lever for parking lock		1	
(5)	095 321 121 D	tension spring		1	
			also use: >>G 20 050 095 323 313	1	
5A	095 323 313	thrust washer G 21 05 0>>		1	
6	095 321 123 B	pin - engagement lever		1	
7	N 012 441 2	lock washer	10	1	
8	095 321 171 A	lever		1	
9	N 904 416 01	screw, hexagonal head	M6X32	1	
(10)	096 321 173 C	shift rod		1	
11	---	discontinued / replacement:	095 321 194 A 095 325 299	1 1	
12	N 100 292 01	fillister hd. screw with hex. socket hd.	M6X15	1	
13	N 013 289 1	spring pin	5X24	2	
14	N 011 550 1	washer	B6,5X21X2	1	
15	096 321 190	shift segment		1	
16	096 321 221	spring		1	
17	N 904 800 01	fitted bolt	M6X15X11,5	2	
18		oil pump	see illustration: 66-20	1	
19		seal	see illustration: 66-20	1	
20		gasket	see illustration: 66-20	1	
21		seal	see illustration: 66-20	1	



Model	Year	MG	SG	Illustration	VIN No.	Update	21:42	07.02.20100		ETKA	
PA	90	3	21	66-00		336					

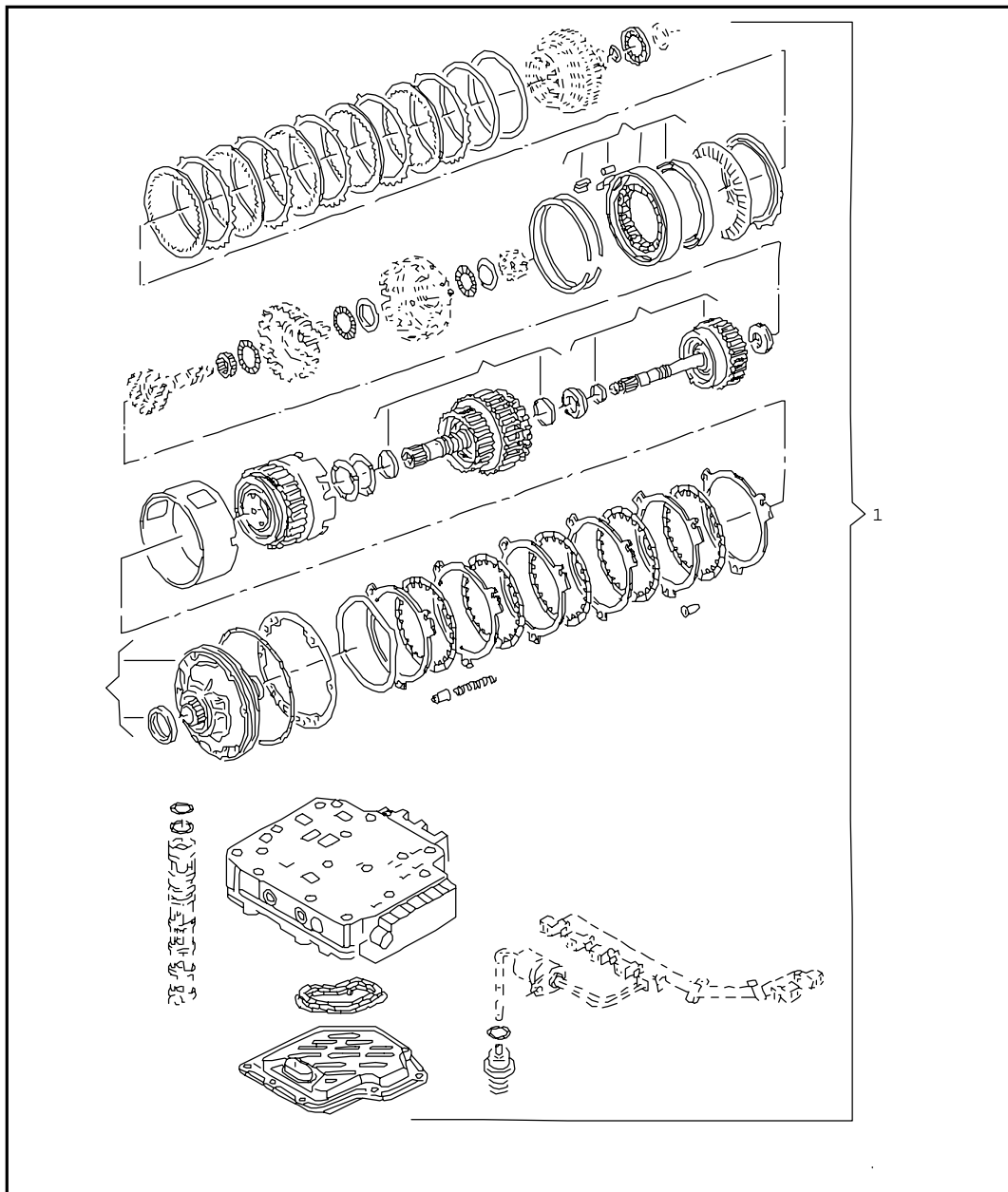
Pos	Part Number	Name	Remarks	Qty	Model	Pos	Part Number	Name	Remarks	Qty	Model
22		screw, hexagonal head see illustration:	66-20	7		45	095 325 299	retaining clip screw also use:	>>G 15 011 095 321 194 A	1	
23	096 321 359 C	oil sump		1		46	095 409 841	cover		2	
24	* 096 321 370	gasket		1		47	010 409 847	breather tube	9,1X23X8,1	2	
25	095 321 495	sleeve		11		48	N 904 142 01	plug with seal	M10X1	1	
26	N 902 803 02	bolt, hex. hd. with shoulder	M6X20	11		-	N 013 811 5	sealing washer	A10X13,5	1	
27	096 321 405 E	oil filler pipe	also use: 096 321 431 C	1		-	096 398 001	set of gaskets for 4 speed automatic gearbox		1	
-	096 321 431 C	oil dipstick		X		49		see illustration:	68		
28	* 003 321 419	seal		1		50		see illustration:	169-70		
29	N 904 407 01	screw, hexagonal head	M6X15	1		-		axle oil, synthetic for automatic gearbox see workshop manual			
30	096 321 431	oil dipstick		1		-		axle oil, synthetic for automatic gearbox see workshop manual			
31	095 321 189 A	engaging lever		1							
32	098 321 467 A	thrust piece		1							
33	095 321 482 A	guide plate		1							
34	095 321 485 B	support plate		1							
35	N 902 803 02	bolt, hex. hd. with shoulder	M6X20	3							
36	096 321 490	cover		1							
36	096 321 490	cover		1							
37	* 096 321 488	gasket		1							
38	097 321 527	bracket		1							
39	N 014 400 4	stud	AM8AX35	1							
40	095 321 549	plug		X							
41	* 095 321 559	seal	11X3	X							
42	N 904 407 01	screw, hexagonal head	M6X15	X							
43	095 325 279	operating rod		1							
43A		not a spare part									
(44)	095 321 194 A	lever	also use: >>G 15 011 095 325 299	1							

Model	Year	MG	SG	Illustration	VIN No.	Update	21:43	07.02.20100		ETKA	
PA	90	3	21	66-20		336					





Pos	Part Number	Name	Remarks	Qty	Model
		oil pump for 4 speed automatic gearbox			ARN, APE, ARO
1	095 321 241 B	oil pump		1	
2	* 095 321 243	seal	51X65X7	1	
3		not a spare part			
4	095 321 263	gear set -		1	
6	N 101 193 01	socket head torx screw	GM6X14	5	
7	095 321 531 B	piston		1	
8	095 321 285	thrust washer		1	
9	095 321 261 A	piston ring		2	
10	095 321 262	piston ring		1	
11	* 095 321 386	seal	188X3		
12	* 095 321 385 A	gasket		1	
13	N 905 302 02	screw, hexagonal head	EM6X30	7	
14		transmission case see illustration: 66		1	

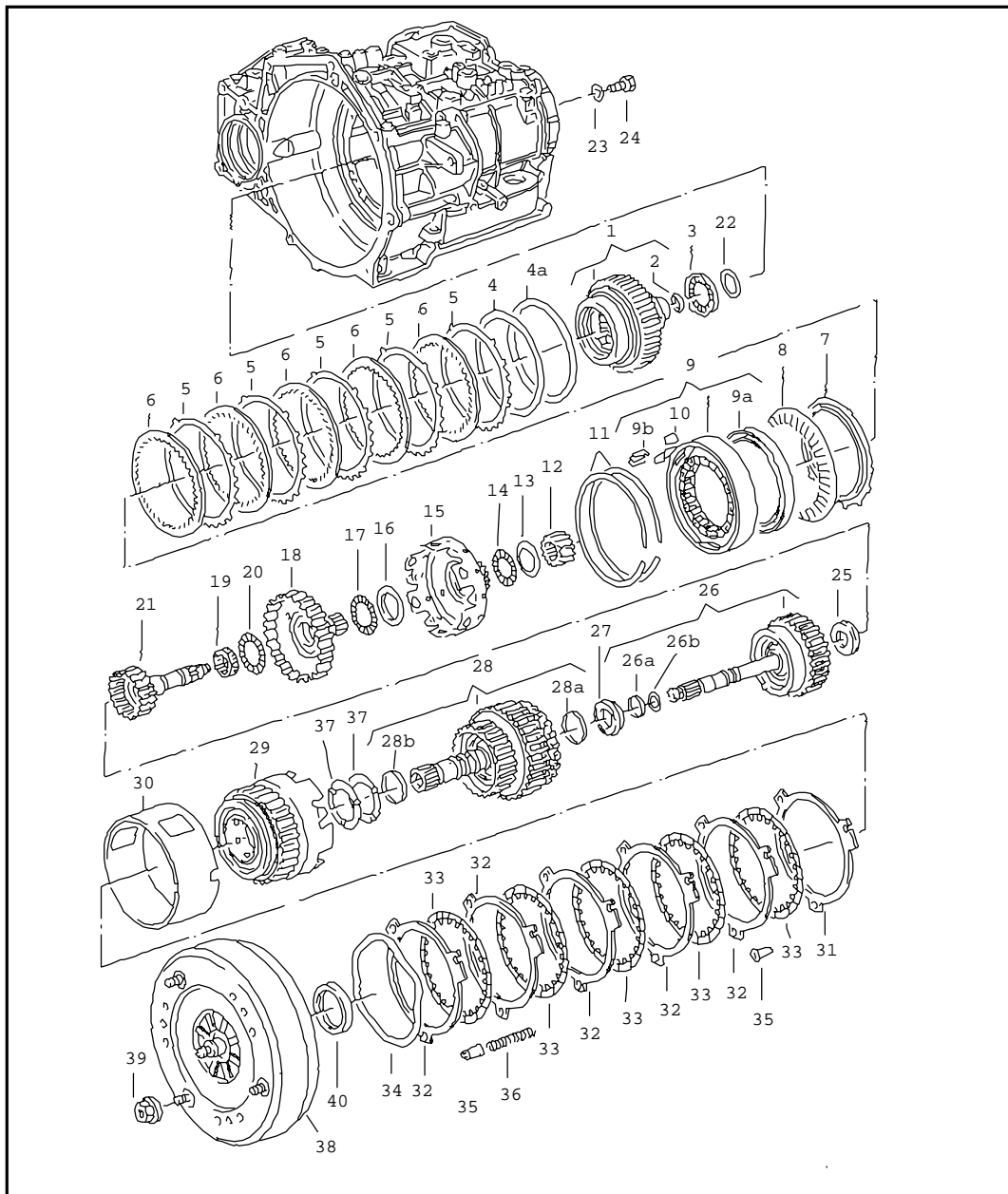
Model	Year	MG	SG	Illustration	VIN No.	Update	21:43	07.02.20100		ETKA	
PA	90	3	21	66-50		336					





Pos	Part Number	Name	Remarks	Qty	Model
		gear change components with valve chest for 4 speed automatic gearbox			ARO, ARN, APE
1	#095 321 025 X	gear change components with valve chest for 4 speed automatic gearbox		1	APE
		also use:	096 321 370	1	
			096 321 488	1	
			096 321 359 C	1	
1	#095 321 025 V	gear change components with valve chest for 4 speed automatic gearbox		1	APE
		also use:	096 321 370	1	
			096 321 488	1	
			096 321 359 C	1	
(1)	#095 321 025 AX	gear change components with valve chest for 4 speed automatic gearbox		1	ARO
		also use:	096 321 370	1	
			096 321 488	1	
			096 321 359 C	1	
(1)	#095 321 025 AV	gear change components with valve chest for 4 speed automatic gearbox		1	ARO
		also use:	096 321 370	1	
			096 321 488	1	
			096 321 359 C	1	
(1)	#095 321 025 CX	gear change components with valve chest for 4 speed automatic gearbox		1	ARN
		also use:	096 321 370	1	
			096 321 488	1	
			096 321 359 C	1	
(1)	#095 321 025 CV	gear change components with valve chest for 4 speed automatic gearbox		1	ARN
		also use:	096 321 370	1	
			096 321 488	1	
			096 321 359 C	1	
(1)	#095 321 025 CV	gear change components with valve chest for 4 speed automatic gearbox		1	ARN
		also use:	096 321 370	1	
			096 321 488	1	
			096 321 359 C	1	
-	* 096 321 370	gasket		1	
-	* 096 321 488	gasket		1	

Model	Year	MG	SG	Illustration	VIN No.	Update	21:43	07.02.20100		ETKA	
PA	90	3	21	66-50		336					



Pos	Part Number	Name	Remarks	Qty	Model	Pos	Part Number	Name	Remarks	Qty	Model
-	096 321 359 C	oil sump		1							





Pos	Part Number	Name	Remarks	Qty	Model
		forward, reverse gear clutch planet pinion carrier converter for 4 speed automatic gearbox			ARN, APE, ARO
1	095 323 301 F	planet pinion carrier		1	
2	* 095 323 737	seal	19X2,5	1	
3	095 323 743 A	axial bearing		1	
4	095 323 433	adjusting washer	1	X	
(4)	095 323 433 A	adjusting washer	1,1	X	
(4)	095 323 433 B	adjusting washer	1,2	X	
(4)	095 323 433 C	adjusting washer	1,3	X	
(4)	095 323 433 D	adjusting washer	1,4	X	
(4)	095 323 433 E	adjusting washer	1,5	X	
(4)	095 323 433 F	adjusting washer	1,6	X	
(4)	095 323 433 G	adjusting washer	1,7	X	
(4)	095 323 433 H	adjusting washer	1,8	X	
(4)	095 323 433 J	adjusting washer	1,9	X	
4A	095 323 433 K	adjusting washer	3,7	1	ARO
5	095 323 227	external disc		5	ARN, APE ARO
6	095 323 231 A	driving disc		5	ARN, APE ARO
7	095 323 297 A	end plate	7,5	1	
8	095 323 295 A	concave washer (internal teeth)		1	
9	095 323 383	1.gear-freewheel		1	
9A	095 323 479	piston		1	
9B	095 323 643	spring		15	
10	N 903 511 01	roller	8X12	15	
11	095 323 653	lock ring		2	
12	095 323 287 E	sun gear		1	

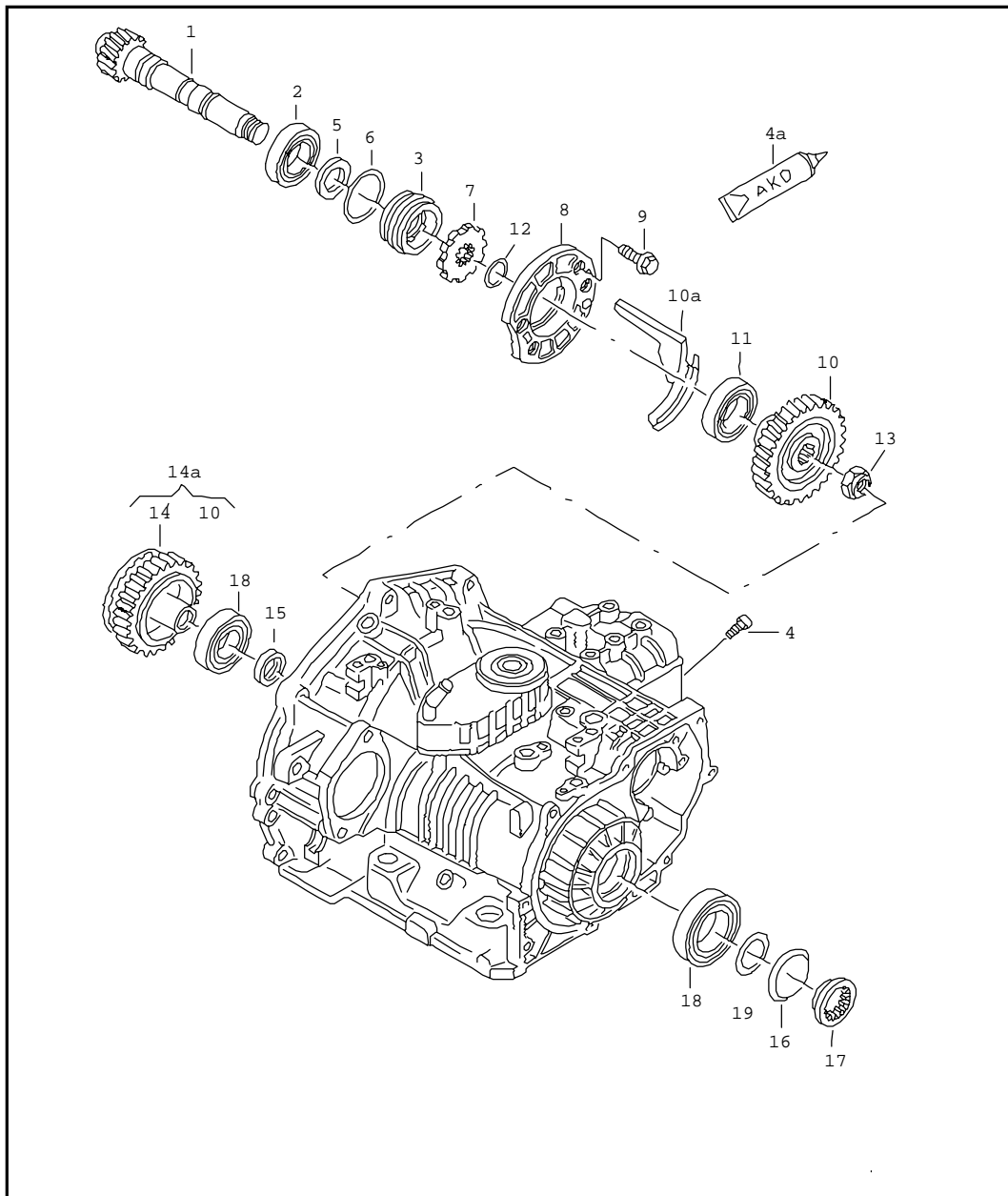
Model	Year	MG	SG	Illustration	VIN No.	Update	21:44	07.02.20100		ETKA	
PA	90	3	23	67-00		336					

Pos	Part Number	Name	Remarks	Qty	Model	Pos	Part Number	Name	Remarks	Qty	Model
13	095 323 715	thrust washer		1		(26)	>095 323 921 L	clutch	3./4.gear	1	ARO
14	095 323 727	axial roller bearing	41	1		(26)	#095 323 921 LX	clutch	3./4.gear	1	ARO
15	095 323 329 J	driving shell		1		(26)	#095 323 921 LV	clutch	3./4.gear	1	ARO
16	095 323 714 A	thrust washer		1		26	>095 323 921 M	clutch	3./4.gear	1	ARN,APE
17	095 323 708	axial roller bearing		1		(26)	#095 323 921 MX	clutch	3./4.gear	1	ARN,APE
18	095 323 901 A	drive shaft sun gear		1		(26)	#095 323 921 MV	clutch	3./4.gear	1	ARN,APE
19	095 323 907	needle cage		1		26A	095 323 570 A	piston ring	21MM	3	
20	095 323 909	axial roller bearing		1		27	095 323 165	axial bearing		1	
21	095 323 911 E	drive shaft planet pinion carrier		1		(28)	>095 323 205 B	clutch	1st-3rd gear	1	ARO
22	095 323 739	adjusting washer	1	X		(28)	#095 323 205 BX	clutch	1st-3rd gear	1	ARO
(22)	095 323 739 H	adjusting washer	1,1	X		28	>095 323 205 C	clutch	1st-3rd gear	1	ARN,APE
(22)	095 323 739 J	adjusting washer	1,2	X		28	>095 323 205 C	clutch	1st-3rd gear	1	ARN,APE
(22)	095 323 739 K	adjusting washer	1,3	X		(28)	#095 323 205 CX	clutch	1st-3rd gear	1	ARN,APE
(22)	095 323 739 L	adjusting washer	1,4	X		(28)	#095 323 205 CV	clutch	1st-3rd gear	1	ARN,APE
(22)	095 323 739 B	adjusting washer	1,5	X		28A	095 323 560	piston ring	28MM	1	
(22)	095 323 739 M	adjusting washer	1,6	X		28B	095 323 557	piston ring	30MM	5	
(22)	095 323 739 M	adjusting washer	1,6	X		(29)	>095 323 105 R	reverse gear clutch		1	ARO
(22)	095 323 739 N	adjusting washer	1,7	X		(29)	#095 323 105 RX	reverse gear clutch		1	ARO
(22)	095 323 739 P	adjusting washer	1,8	X		(29)	#095 323 105 RV	reverse gear clutch		1	ARO
(22)	095 323 739 Q	adjusting washer	1,9	X		29	>095 323 105 S	reverse gear clutch		1	ARN,APE
(22)	095 323 739 D	adjusting washer	2	X		(29)	#095 323 105 SX	reverse gear clutch		1	ARN,APE
(22)	095 323 739 R	adjusting washer	2,1	X		(29)	#095 323 105 SV	reverse gear clutch		1	ARN,APE
(22)	095 323 739 S	adjusting washer	2,2	X		(30)	097 323 455	support tube	72,3	1	ARO
(22)	095 323 739 AC	adjusting washer	2,4	X		(30)	097 323 455 A	support tube	68,6	1	ARN
23	N 901 076 04	washer	8,2X18X2	1		30	097 323 455 B	support tube	64,9	1	APE
24	N 010 241 15	screw, hexagonal head	M8X22	1		31	097 323 463 C	external disc	3	1	
25	095 323 919	axial bearing		1							



Model	Year	MG	SG	Illustration	VIN No.	Update	21:44	07.02.20100		ETKA	
PA	90	3	23	67-00		336					

Pos	Part Number	Name	Remarks	Qty	Model	Pos	Part Number	Name	Remarks	Qty	Model
32	097 323 463	external disc	2	5	APE	40		see illustration:	66		
				4	ARN						
				3	ARO						
(32)	097 323 463	external disc	2	X							
(32)	097 323 463 A	external disc	2,25	X							
(32)	097 323 463 B	external disc	2,5	X							
(32)	097 323 463 C	external disc	3	X							
(32)	097 323 463 D	external disc	3,25	X							
(32)	097 323 463 E	external disc	3,5	X							
(32)	097 323 463 E	external disc	3,5	X							
(32)	097 323 463 F	external disc	3,75	X							
(32)	097 323 463 G	external disc	2,75	X							
33	095 323 465 D	driving disc		6	APE						
				5	ARN						
				4	ARO						
34	095 323 471	spring washer		1							
35	097 323 515	retainer		6							
(36)	095 323 505	pressure spring	55,5MM	3	ARO						
36	097 323 505 A	pressure spring	65MM	3	APE						
(36)	097 323 505 B	pressure spring	60 MM	3	ARN						
37	095 323 345	adjusting washer	1 light blue	X							
(37)	095 323 345 A	adjusting washer	1,2 light green	X							
(37)	095 323 345 B	adjusting washer	1,4 plain	X							
(37)	095 323 345 C	adjusting washer	1,6 black	X							
(37)	095 323 345 D	adjusting washer	1,8 grey	X							
38	095 323 571 A	converter	code letter: QACA/QBCA	1							
39	N 101 692 01	hex. nut	M10X1	3							



Model	Year	MG	SG	Illustration	VIN No.	Update	21:44	07.02.20100		ETKA	
PA	90	3	23	68-00		336					





Pos	Part Number	Name	Remarks	Qty	Model
		output shaft drive gear for 4 speed automatic gearbox			ARN, APE, ARO
1	096 323 857 G	output shaft	76/18	1	ARN, APE
(1)	096 323 857 H	output shaft	77/17	1	ARO
2	411 501 283 C	taper roller bearing		1	
3	095 323 861	thrust ring		1	
4	N 903 694 02	screw, cheese hd.	M6X20ASP	1	
-	AKD 456 000 02	sealant	14G	X	
5	* 095 323 862 A	oil seal	35X50X7	1	
6	* 095 323 863	seal	55X3	1	
7	096 323 867 A	wheel-parking lock	Z=36	1	
8	096 323 873	bearing plate		1	
9	N 902 803 02	bolt, hex. hd. with shoulder	M6X20	4	
10	096 323 883 E	output gear	Z=75	1	
11	003 519 185	taper roller bearing		1	
12	096 323 875 FE	adjusting washer	1	X	
(12)	096 323 875 FF	adjusting washer	1,025	X	
(12)	096 323 875 FG	adjusting washer	1,05	X	
(12)	096 323 875 FH	adjusting washer	1,075	X	
(12)	096 323 875 FJ	adjusting washer	1,1	X	
(12)	096 323 875 FK	adjusting washer	1,125	X	
(12)	096 323 875 FL	adjusting washer	1,15	X	
(12)	096 323 875 FM	adjusting washer	1,175	X	
(12)	096 323 875 FM	adjusting washer	1,175	X	
(12)	096 323 875 FN	adjusting washer	1,2	X	
(12)	096 323 875 FP	adjusting washer	1,225	X	
(12)	096 323 875 FQ	adjusting washer	1,25	X	
(12)	096 323 875 FR	adjusting washer	1,275	X	

Model	Year	MG	SG	Illustration	VIN No.	Update	21:44	07.02.20100		ETKA	
PA	90	3	23	68-00		336					

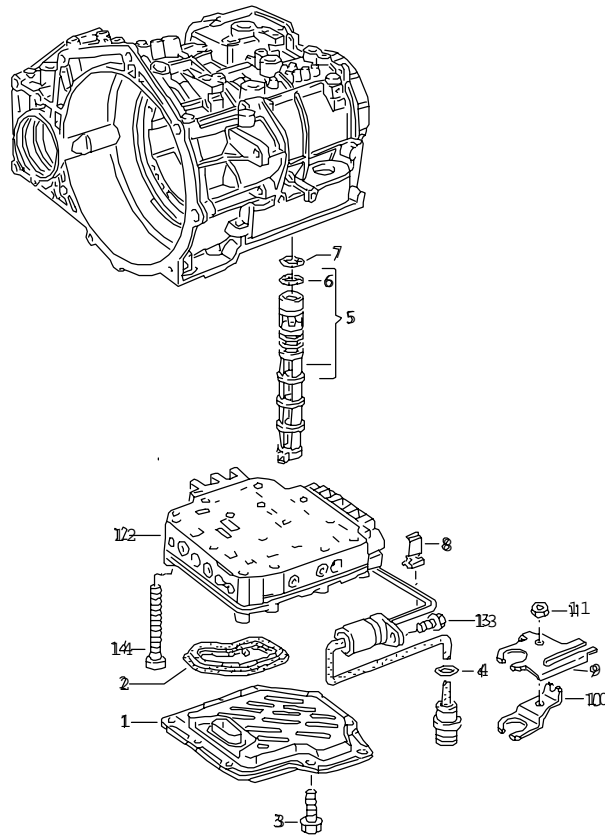
Pos	Part Number	Name	Remarks	Qty	Model	Pos	Part Number	Name	Remarks	Qty	Model
(12)	096 323 875 FS	adjusting washer	1,3	X		(12)	096 323 875 HH	adjusting washer	1,975	X	
(12)	096 323 875 FT	adjusting washer	1,325	X		(12)	096 323 875 HJ	adjusting washer	2	X	
(12)	096 323 875 GA	adjusting washer	1,35	X		(12)	096 323 875 HK	adjusting washer	2,025	X	
(12)	096 323 875 GB	adjusting washer	1,375	X		(12)	096 323 875 HL	adjusting washer	2,05	X	
(12)	096 323 875 GC	adjusting washer	1,4	X		(12)	096 323 875 HM	adjusting washer	2,075	X	
(12)	096 323 875 GD	adjusting washer	1,425	X		(12)	096 323 875 HN	adjusting washer	2,1	X	
(12)	096 323 875 GE	adjusting washer	1,45	X		(12)	096 323 875 HP	adjusting washer	2,125	X	
(12)	096 323 875 GF	adjusting washer	1,475	X		(12)	096 323 875 HQ	adjusting washer	2,15	X	
(12)	096 323 875 GG	adjusting washer	1,5	X		(12)	096 323 875 HR	adjusting washer	2,175	X	
(12)	096 323 875 GH	adjusting washer	1,525	X		(12)	096 323 875 HS	adjusting washer	2,2	X	
(12)	096 323 875 GJ	adjusting washer	1,55	X		(12)	096 323 875 HT	adjusting washer	2,225	X	
(12)	096 323 875 GK	adjusting washer	1,575	X		(12)	096 323 875 JA	adjusting washer	2,25	X	
(12)	096 323 875 GL	adjusting washer	1,6	X		(12)	096 323 875 JB	adjusting washer	2,275	X	
(12)	096 323 875 GM	adjusting washer	1,625	X		(12)	096 323 875 JB	adjusting washer	2,275	X	
(12)	096 323 875 GN	adjusting washer	1,65	X		(12)	096 323 875 JC	adjusting washer	2,3	X	
(12)	096 323 875 GP	adjusting washer	1,675	X		(12)	096 323 875 JD	adjusting washer	2,325	X	
(12)	096 323 875 GQ	adjusting washer	1,7	X		(12)	096 323 875 JE	adjusting washer	2,35	X	
(12)	096 323 875 GR	adjusting washer	1,725	X		(12)	096 323 875 JF	adjusting washer	2,375	X	
(12)	096 323 875 GR	adjusting washer	1,725	X		(12)	096 323 875 JG	adjusting washer	2,4	X	
(12)	096 323 875 GS	adjusting washer	1,75	X		(12)	096 323 875 JH	adjusting washer	2,425	X	
(12)	096 323 875 GT	adjusting washer	1,775	X		(12)	096 323 875 JJ	adjusting washer	2,45	X	
(12)	096 323 875 HA	adjusting washer	1,8	X		(12)	096 323 875 JK	adjusting washer	2,475	X	
(12)	096 323 875 HB	adjusting washer	1,825	X		(12)	096 323 875 JL	adjusting washer	2,5	X	
(12)	096 323 875 HC	adjusting washer	1,85	X		(12)	096 323 875 JM	adjusting washer	2,525	X	
(12)	096 323 875 HD	adjusting washer	1,875	X		(12)	096 323 875 JN	adjusting washer	2,55	X	
(12)	096 323 875 HE	adjusting washer	1,9	X		(12)	096 323 875 JP	adjusting washer	2,575	X	
(12)	096 323 875 HF	adjusting washer	1,925	X		(12)	096 323 875 JQ	adjusting washer	2,6	X	
(12)	096 323 875 HG	adjusting washer	1,95	X		(12)	096 323 875 JR	adjusting washer	2,625	X	

Model	Year	MG	SG	Illustration	VIN No.	Update	21:44	07.02.20100		ETKA	
PA	90	3	23	68-00		336					

Pos	Part Number	Name	Remarks	Qty	Model	Pos	Part Number	Name	Remarks	Qty	Model
(12)	096 323 875 JS	adjusting washer	2,65	X		(19)	096 323 839 BE	adjusting washer	2,05	X	
(12)	096 323 875 JT	adjusting washer	2,675	X		(19)	096 323 839 BF	adjusting washer	2,075	X	
(12)	096 323 875 KA	adjusting washer	2,7	X		(19)	096 323 839 BG	adjusting washer	2,1	X	
13	097 409 379	hex. nut	M27X1.5	1		(19)	096 323 839 BG	adjusting washer	2,1	X	
14	096 323 891 C	drive gear	Z=72	1		(19)	096 323 839 BH	adjusting washer	2,125	X	
15	095 323 710	axial bearing		1		(19)	096 323 839 BJ	adjusting washer	2,15	X	
16	095 323 898	concave washer		1		(19)	096 323 839 BK	adjusting washer	2,175	X	
17	095 323 899	bolt	M36X1,5	1		(19)	096 323 839 BL	adjusting washer	2,2	X	
17	095 323 899	bolt	M36X1,5	1		(19)	096 323 839 BM	adjusting washer	2,225	X	
18	113 517 185 C	taper roller bearing	41X68X17,6	2		(19)	096 323 839 BN	adjusting washer	2,25	X	
19	096 323 839 AE	adjusting washer	1,6	X		(19)	096 323 839 BP	adjusting washer	2,275	X	
(19)	096 323 839 AF	adjusting washer	1,625	X		(19)	096 323 839 BQ	adjusting washer	2,3	X	
(19)	096 323 839 AG	adjusting washer	1,65	X		(19)	096 323 839 BR	adjusting washer	2,325	X	
(19)	096 323 839 AH	adjusting washer	1,675	X		(19)	096 323 839 BS	adjusting washer	2,35	X	
(19)	096 323 839 AJ	adjusting washer	1,7	X		(19)	096 323 839 BT	adjusting washer	2,375	X	
(19)	096 323 839 AK	adjusting washer	1,725	X		(19)	096 323 839 CA	adjusting washer	2,4	X	
(19)	096 323 839 AL	adjusting washer	1,75	X		(19)	096 323 839 CB	adjusting washer	2,425	X	
(19)	096 323 839 AM	adjusting washer	1,775	X		(19)	096 323 839 CC	adjusting washer	2,45	X	
(19)	096 323 839 AN	adjusting washer	1,8	X		(19)	096 323 839 CD	adjusting washer	2,475	X	
(19)	096 323 839 AP	adjusting washer	1,825	X		(19)	096 323 839 CE	adjusting washer	2,5	X	
(19)	096 323 839 AQ	adjusting washer	1,85	X		(19)	096 323 839 CF	adjusting washer	2,525	X	
(19)	096 323 839 AR	adjusting washer	1,875	X		(19)	096 323 839 CG	adjusting washer	2,55	X	
(19)	096 323 839 AS	adjusting washer	1,9	X							
(19)	096 323 839 AT	adjusting washer	1,925	X							
(19)	096 323 839 BA	adjusting washer	1,95	X							
(19)	096 323 839 BB	adjusting washer	1,975	X							
(19)	096 323 839 BC	adjusting washer	2	X							
(19)	096 323 839 BD	adjusting washer	2,025	X							



Model	Year	MG	SG	Illustration	VIN No.	Update	21:44	07.02.20100		ETKA	
PA	90	3	25	69-00		336					

69





EP 84 3-89



Pos	Part Number	Name	Remarks	Qty	Model
		valve body oil strainer for 4 speed automatic gearbox			ARN, APE, ARO
1	095 325 429 D	oil strainer		1	
2	* 095 325 443 A	gasket	>>G 05 070 rework	1	
3	N 902 803 02	bolt, hex. hd. with shoulder	M6X20	2	
4	* 095 325 381 A	seal	19X3	1	
5	095 323 957	plug		1	
6	* 095 323 969	seal	9X2	1	
7	* 095 323 971	seal	7X2	1	
8	096 321 395	retaining clip		1	
(9)	095 321 424 E	bracket	upper	1	
10	095 321 425 A	bracket	lower	1	
11	N 011 008 18	hex. nut	M8	1	
(12)	>095 325 039 F	valve body		1	
(12)	#095 325 039 FX	valve body		1	
(12)	#095 325 039 FV	valve body		1	
-		printed circuit foil see illustration:	169-70	1	
13	N 904 407 01	screw, hexagonal head	M6X15	1	
14	N 101 943 02	screw, button hd.	M6X55	14	

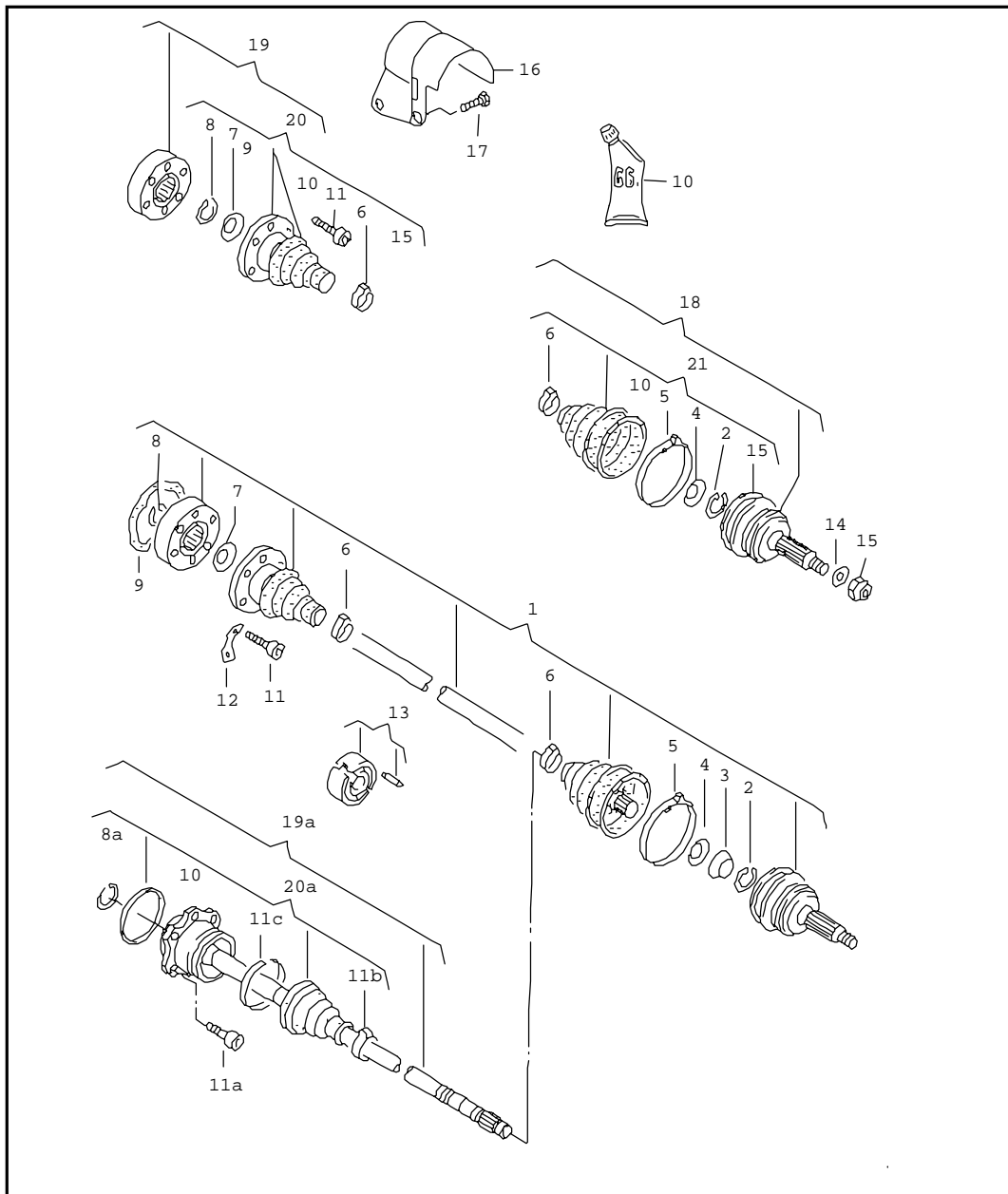
Model	Year	MG	SG	Illustration	VIN No.	Update	16:11	09.02.20100		ETKA	
PA	90	3	98	REP		336					

Pos	Part Number	Name	Remarks	Qty	Model
>	02A 398 001	set of gaskets for manual transmission		1	
		also use:	AMV 188 200 03	X	
		comprising:			
	N 903 543 01	o-ring	45,7X1,5	1	
	N 903 620 01	o-ring	14X2	4	
	N 903 649 01	o-ring	7X2	4	
	02A 301 189	oil seal	40X60X12	2	
	02A 301 215 A	gasket		1	
	02A 301 227 C	oil seal	24,3X6,5	1	
	085 311 113	oil seal	21,8X35X7	1	
>	096 398 001	set of gaskets for 4 speed automatic gearbox		1	
		comprising:			
	095 321 182 B	seal		1	
	095 321 243	seal	51X65X7	1	
	096 321 370	gasket		1	
	095 321 385 A	gasket		1	
	095 321 386	seal	188X3	1	
	003 321 419 A	seal	17,5X3,5	1	
	096 321 488	gasket		1	
	095 321 559	seal	11X3	1	
	095 323 737	seal	19X2,5	1	
	095 323 862 A	oil seal	35X50X7	1	
	095 323 863	seal	55X3	1	
	095 323 969	seal	9X2	1	
	095 323 971	seal	7X2	1	
	095 325 381 A	seal	19X3	1	
	095 325 443 A	gasket		1	
	089 409 069	sealing washer		2	



Model	Year	MG	SG	Illustration	VIN No.	Update	16:11	09.02.20100		ETKA	
PA	90	3	98	REP		336					

Pos	Part Number	Name	Remarks	Qty	Model	Pos	Part Number	Name	Remarks	Qty	Model
	096 409 069 A	sealing washer		2							
	095 409 259	seal	92X3	1							
	095 409 528	seal	98X3	1							
	095 409 597 A	gasket		1							
		also use:	020 498 085 G	1							
			AKD 456 000 02	X							



Model	Year	MG	SG	Illustration	VIN No.	Update	16:37	09.02.20100		ETKA	
PA	90	4	07	70-00		336					





Pos	Part Number	Name	Remarks	Qty	Model
		drive shaft			
1	>357 407 271 D	drive shaft with const. velocity joint and balance weight F >> 31-L-400 000	left 90MM	1	EZ,RF,1F,RA,SB
(1)	#357 407 271 DX	drive shaft with const. velocity joint and balance weight F >> 31-L-400 000	left 90MM	1	EZ,RF,1F,RA,SB
(1)	#357 407 271 DV	drive shaft with constant velocity joints F >> 31-L-400 000	left 90MM	1	EZ,RF,1F,RA,SB
(1)	>357 407 272 E	drive shaft with const. velocity joint and balance weight F >> 31-L-400 000	right 90MM	1	EZ,RF,1F,RA,SB
(1)	#357 407 272 EX	drive shaft with const. velocity joint and balance weight F >> 31-L-400 000	right 90MM	1	EZ,RF,1F,RA,SB
(1)	#357 407 272 EV	drive shaft with constant velocity joints F >> 31-L-400 000	right 90MM	1	EZ,RF,1F,RA,SB
(1)	357 407 271 P	drive shaft with constant velocity joints F 31-J-000 001>> F 31-M-000 001>>	left	1	PB,PB,RP,AAM
				1	EZ,RF,1F,SB,AAZ
(1)	#357 407 271 EX	drive shaft with const. velocity joint and balance weight F 31-J-000 001>> F 31-M-000 001>>	left 100MM	1	PB,PF,RP,AAM
				1	EZ,RF,1F,SB,AAZ
(1)	#357 407 271 QV	drive shaft with constant velocity joints F 31-J-000 001>> F 31-M-000 001>>	left 100MM	1	PB,PF,RP,AAM
				1	EZ,RF,1F,SB,AAZ
(1)	357 407 272 L	drive shaft with const. velocity joint and balance weight F 31-J-000 001>>	right	1	PB,PF,RP,1Y,

Model	Year	MG	SG	Illustration	VIN No.	Update	16:37	09.02.20100		ETKA	
PA	90	4	07	70-00		336					



Pos	Part Number	Name	Remarks	Qty	Model	Pos	Part Number	Name	Remarks	Qty	Model
					AAM; air condit.: PB,PF; automatic: PF,PB,2E,RP	(1)	>357 407 271 P	drive shaft with constant velocity joints F 31-M-300 001>>*	left 100MM	1	1Y; air condit.: PB,PF; automatic: PB,PF,2E,RP
		F 31-M-000 001>>		1	EZ,RF,1F,SB, AAZ; RP	(1)	#357 407 271 GX	drive shaft with constant velocity joints F 31-M-300 001>>*	left 100MM	1	1Y; air condit.: PB,PF; automatic: PB,PF,2E,RP
(1)	#357 407 272 FX	drive shaft with const. velocity joint and balance weight F 31-J-000 001>>	right 100MM	1	PB,PF,1Y, AAM,RP; air condit.: PB,PF; automatic: PF,PB,2E,RP	(1)	#357 407 271 GV	drive shaft with constant velocity joints F 31-M-300 001>>*	left 100MM	1	1Y; air condit.: PB,PF; automatic: PB,PF,2E,RP
		(51 POLIZEIFAHREZEUGE MIT AG4)				(1)	>357 407 271 Q	drive shaft with constant velocity joints F >> 31-M-300 000*	left 100MM	1	KR,9A,2E
		F 31-M-000 001>>		1	EZ,RF,1F,SB, AAZ	(1)	#357 407 271 EX	drive shaft with const. velocity joint and balance weight F >> 31-M-300 000*	left 100MM	1	KR,9A,2E
(1)	#357 407 272 MV	drive shaft with const. velocity joint and balance weight F 31-J-000 001>>	right 100MM	1	PB,PF,RP,1Y, AAM; air condit.: PB,PF; automatic: PF,PB,2E,RP	(1)	#357 407 271 QV	drive shaft with constant velocity joints F >> 31-M-300 000*	left 100MM	1	KR,9A,2E
						(1)	>357 407 271 Q	drive shaft with constant velocity joints F 31-M-300 001>>*	left	1	air condit.: 9A; automatic: KR,9A
						(1)	#357 407 271 HX	drive shaft with constant velocity joints F 31-M-300 001>>*	left 100MM	1	KR,9A,2E
						(1)	#357 407 271 QV	drive shaft with constant velocity joints F 31-M-300 001>>*	left 100MM	1	air condit.: 9A; automatic: KR,9A
						1	EZ,RF,1F,SB, AAZ			1	KR,9A,2E

Model	Year	MG	SG	Illustration	VIN No.	Update	16:37	09.02.20100		ETKA	
PA	90	4	07	70-00		336					



Pos	Part Number	Name	Remarks	Qty	Model	Pos	Part Number	Name	Remarks	Qty	Model
(1)	357 407 271 N	drive shaft with constant velocity joints	left 100MM	1	AAA	6	* 113 501 159 B	clip F >> 31-L-400 000	35X7	2	EZ,RF,1F,RA,SB
(1)	>357 407 272 M	drive shaft with const. velocity joint and balance weight	right 100MM	1	KR,9A,2E; automatic: KR,9A,2E,RP	(6)	* N 904 425 01	clip F >> 31-L-400 000	31,5X10X0,8	X	EZ,RF,1F,RA,SB
(1)	#357 407 272 FX	drive shaft with const. velocity joint and balance weight	right 100MM	1	KR,9A,2E; automatic: KR,9A,2E,RP	7	* 113 501 327 A	concave washer (internal teeth)		2	EZ,RF,1F,1Y,RA,SB,PB,PF,RP,KR,9A,2E,AAM,AAZ,AAA
(1)	#357 407 272 MV	drive shaft with const. velocity joint and balance weight	right 100MM	1	KR,9A,2E; automatic: KR,9A,2E,RP	(7)	* 113 501 327	concave washer	left	1	air condit.: PB,PF,9A,AAZ; automatic: PB,PF,KR,9A,2E,RP,AAZ
(1)	>357 407 272 N	drive shaft with constant velocity joints	right	1	AAA	8	* 113 517 279	circlip		2	
(1)	#357 407 272 NX	drive shaft with constant velocity joints	right	1	AAA	9	* 443 407 309	sealing washer	90MM	2	
(1)	#357 407 272 NV	drive shaft with constant velocity joints	right	1	AAA	10	G 000 603	high temperature grease	90G	X	
2	* 171 407 297 C	circlip		2		(10)	G 000 633	high temperature grease	120G	X	
3	321 407 295 A	thrust ring		2		11	* 893 407 237	bolt, with polygon socket hd.	BM8X48	12	
4	* 321 407 287	concave washer		2		12	171 407 357 C	plate F >> 31-L-400 000		6	EZ,RF,1F,RA,SB
5	* 171 407 291 B	retaining clip F >> 31-L-400 000 for drive shaft:	88MM 90MM	2	EZ,RF,1F,RA,SB	(12)	211 501 357	plate F 31-J-000 001>>		6	PB,PF,RP,1Y,KR,9A,2E,AAM,AAZ,AAA
5	* 171 407 291 B	retaining clip F >> 31-L-400 000 for drive shaft:	88MM 90MM	2	EZ,RF,1F,RA,SB			F 31-M-000 001>>		6	EZ,RF,1F,SB
(5)	* N 904 706 01	clip F >> 31-L-400 000 for drive shaft:	83,5X10X1 90MM	X	EZ,RF,1F,RA,SB	13	357 407 294	balance weight for drive shaft:	left	1	
(5)	* 803 407 291	retaining clip F 31-J-000 001>>	97MM	2	PB,PF,RP,1Y,KR,9A,2E,AAM,AAZ	(13)	357 407 294 A	balance weight for drive shaft:	right	1	
		F 31-J-000 001>> for drive shaft:	100MM	2	EZ,RF,1F,SB	-	N 023 568 1	clip balance weight	A9X42 right	1	
6	* 171 407 293 B	clip F 31-J-000 001>>	31X7	2	PB,PF,RP,KR,9A,1Y,2E,AAM,AAZ	14	171 407 277	washer	21X4	2	EZ,RF,RP,RA,SB,1F,1Y,PF,PB,KR,9A,2E,AAM,AAZ
		F 31-M-000 001>>		2	EZ,RF,1F,SB						

Model	Year	MG	SG	Illustration	VIN No.	Update	16:37	09.02.20100		ETKA	
PA	90	4	07	70-00		336					



Pos	Part Number	Name	Remarks	Qty	Model	Pos	Part Number	Name	Remarks	Qty	Model
15	* 171 407 643 A	hex. nut, self-locking	M20X1,5	2	EZ,RF,RP,RA,SB,1F,1Y,PF,PB,KR,9A,2E,AAM,AAZ	19	#321 498 103 V	constant velocity joint with boot, attachment parts and grease F >> 31-L-400 000	inner	2	EZ,RF,1F,RA,SB
(15)	N 905 876 01	12 point socket shouldered nut self-locking	M20X1,5	2	AAA	(19)	>191 498 103 C	constant velocity joint with boot, attachment parts and grease F >> 31-M-300 000*	left inner	1	KR,9A,2E
16	357 407 721	protective cap		1	PB,PF,RP,9A,2E,AAM,AAZ; automatic	(19)	#191 498 103 CX	constant velocity joint with boot, attachment parts and grease F >> 31-M-300 000*	left inner	1	KR,9A,2E
(16)	357 407 721 A	protective cap	also use: 810 019 829	2	manual-gearbox: KR	(19)	#191 498 103 CV	constant velocity joint with boot, attachment parts and grease F >> 31-M-300 000*	left inner	1	KR,9A,2E
17	N 010 251 6	screw, hexagonal head	M10X18	2		(19)	#191 498 103 CV	constant velocity joint with boot, attachment parts and grease F >> 31-M-300 000*	left inner	1	KR,9A,2E
(17)	N 010 254 14	screw, hexagonal head	M10X25	2	automatic	(19)	>321 498 103 C	constant velocity joint with boot, attachment parts and grease	right inner	1	KR,9A,2E; automatic: KR,9A
18	>191 498 099 F	wheel shaft outer with joint and attachment parts F >> 31-L-400 000		2	EZ,RF,1F,RA,SB	(19)	#321 498 103 CX	constant velocity joint with boot, attachment parts and grease	right inner	1	KR,9A,2E; automatic: KR,9A
18	#191 498 099 FX	wheel shaft outer with joint and attachment parts F >> 31-L-400 000		2	EZ,RF,1F,RA,SB	(19)	#321 498 103 CV	constant velocity joint with boot, attachment parts and grease	right inner	1	KR,9A,2E; automatic: KR,9A
18	#191 498 099 FV	wheel shaft outer with joint and attachment parts F >> 31-L-400 000		2	EZ,RF,1F,RA,SB	(19)	191 498 104 C	constant velocity joint with boot, attachment parts and grease F 31-M-300 001>>*	left inner	1	air condit.: 9A; automatic: KR,9A
(18)	357 498 099	wheel shaft outer with joint and attachment parts F 31-J-000 001>> F 31-M-000 001>>		2	PB,PF,RP,1Y,KR,9A,2E,AAM	(19)	191 498 104 C	constant velocity joint with boot, attachment parts and grease F 31-J-000 001>> F 31-M-000 001>>	left inner	1	PB,PF,RP,AAM EZ,RF,1F,SB,AAZ
(18)	357 498 099 C	wheel shaft outer with joint and attachment parts		2	AAA	(19)	>357 498 103 B	constant velocity joint with boot, attachment parts and grease	left inner	1	AAA
19	>321 498 103	constant velocity joint with boot, attachment parts and grease F >> 31-L-400 000	inner	2	EZ,RF,1F,RA,SB	(19)	#357 498 103 BX	constant velocity joint with boot, attachment parts and grease	left inner	1	AAA
19	#321 498 103 X	constant velocity joint with boot, attachment parts and grease F >> 31-L-400 000	inner	2	EZ,RF,1F,RA,SB	(19)	#357 498 103 BV	constant velocity joint with boot, attachment parts and grease	left inner	1	AAA

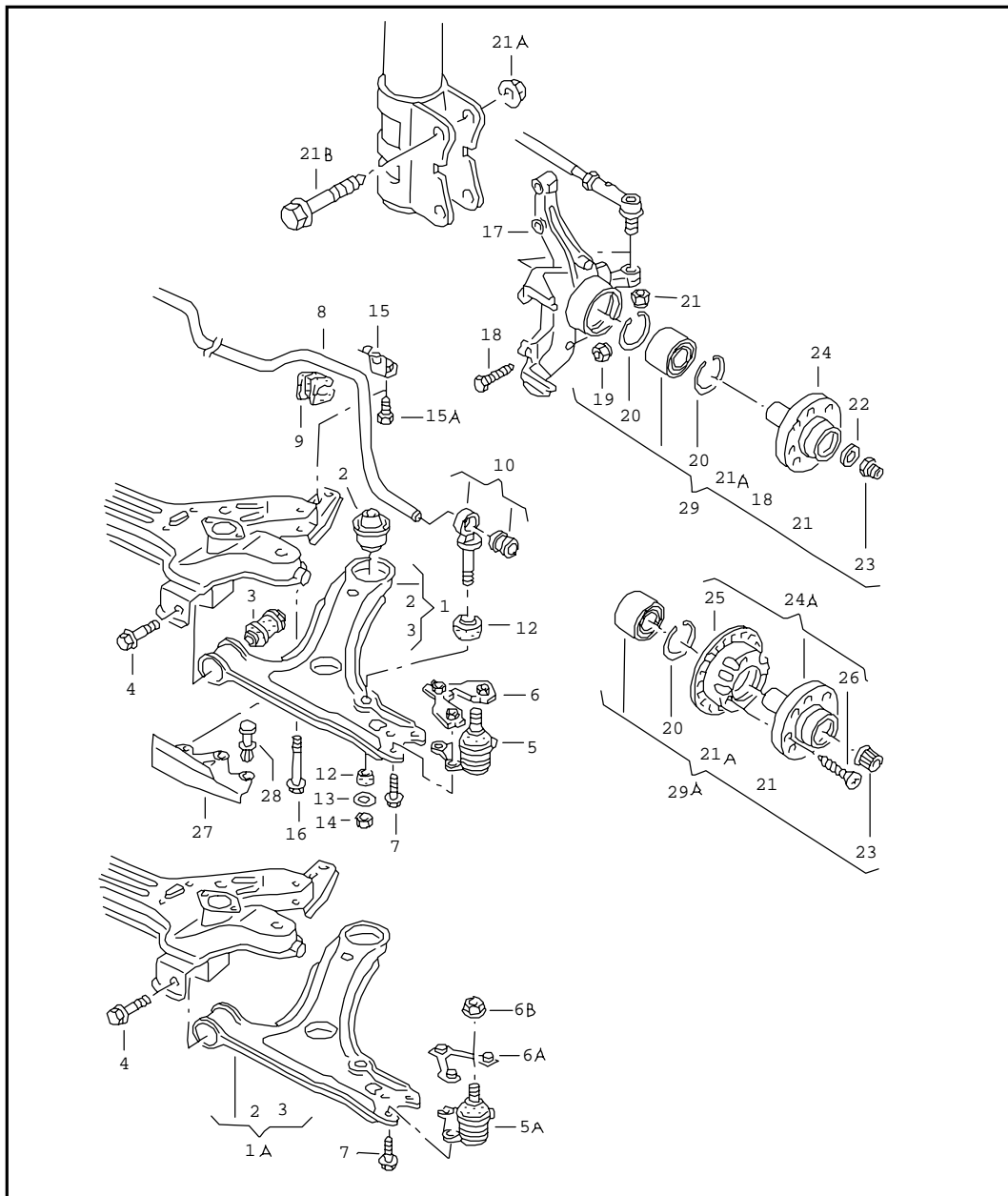
Model	Year	MG	SG	Illustration	VIN No.	Update	16:37	09.02.20100		ETKA	
PA	90	4	07	70-00		336					

Pos	Part Number	Name	Remarks	Qty	Model	Pos	Part Number	Name	Remarks	Qty	Model
(19)	>321 498 103 C	constant velocity joint with boot, attachment parts and grease F 31-J-000 001>>	right inner	1	PB,PF,RP,1Y, AAM; air condit.: PB,PF; automatic: PB,PF,2E,RP						PB,PF; automatic: PB,PF,2E,RP
		F 31-M-000 001>>		1	EZ,RF,1F,SB, AAZ	(19)	>357 498 103	constant velocity joint with boot, attachment parts and grease F 31-M-300 001>>*	left inner	1	EZ,RF,1F,SB, AAZ
(19)	#321 498 103 CX	constant velocity joint with boot, attachment parts and grease F 31-J-000 001>>	right inner	1	PB,PF,RP,1Y, AAM; air condit.: PB,PF; automatic: PB,PF,2E,RP	(19)	#357 498 103 X	constant velocity joint with boot, attachment parts and grease F 31-M-300 001>>*	left inner	1	1Y; air condit.: PB,PF; automatic: PB,PF,2E,RP
		F 31-M-000 001>>		1	EZ,RF,1F,SB, AAZ	(19)	#357 498 103 V	constant velocity joint with boot, attachment parts and grease F 31-M-300 001>>*	left inner	1	AAZ,EZ,AAM, SB,RP
(19)	#321 498 103 CV	constant velocity joint with boot, attachment parts and grease F 31-J-000 001>>	right inner	1	PB,PF,RP,1Y, AAM; air condit.: PB,PF; automatic: PB,PF,2E,RP	(19)	>357 498 104	constant velocity joint with boot, attachment parts and grease	right inner	1	AAA
		F 31-M-000 001>>		1	EZ,RF,1F,SB, AAZ	(19)	#357 498 104 X	constant velocity joint with boot, attachment parts and grease	right inner	1	AAA
				1	AAZ	(19)	#357 498 104 V	constant velocity joint with boot, attachment parts and grease	right inner	1	AAA
				1	PB,PF,RP,1Y, AAM; air condit.:	20	* 191 498 201 D	joint protective boot with assembly items and grease F >> 31-L-400 000	inner	2	EZ,RF,1F, RA,SB



Model	Year	MG	SG	Illustration	VIN No.	Update	16:37	09.02.20100		ETKA	
PA	90	4	07	70-00		336					

Pos	Part Number	Name	Remarks	Qty	Model	Pos	Part Number	Name	Remarks	Qty	Model
(20)	* 357 498 201	joint protective boot with assembly items and grease F 31-M-300 001>>*	left inner	1	1Y; air condit.: PB,PF automatic: PB,PF,2E,RP; AAZ,EZ,AAM, SB,RP	(20)	* 357 498 202	joint protective boot with assembly items and grease	right inner	1	AAA
(20)	* 191 498 201 B	joint protective boot with assembly items and grease F 31-J-000 001>> F 31-M-000 001>>	left inner	1	PB,PF,RP,AAM	21	* 191 498 203 C	joint protective boot with assembly items and grease F >> 31-L-400 000	outer	2	EZ,RF,1F, RA,SB
(20)	191 498 201 B	joint protective boot with assembly items and grease F >> 31-M-300 000*	left inner	1	KR,9A,2E	(21)	* 357 498 203 A	joint protective boot with assembly items and grease F 31-J-000 001>> F 31-M-000 001>>	outer	2	PB,PF,RP, KR,9A,1Y,2E, AAM
(20)	* 191 498 201 C	joint protective boot with assembly items and grease F >> 31-M-300 000*	left inner	1	KR,9A,2E	(21)	* 357 498 203 B	joint protective boot with assembly items and grease	outer	2	EZ,RF,1F,SB, AAZ
(20)	* 357 498 201 A	joint protective boot with assembly items and grease	left inner	1	AAA						
(20)	357 498 201	joint protective boot with assembly items and grease F 31-M-300 001>>*	left inner	1	air condit.: 9A automatic: KR,9A; KR,9A,2E						
(20)	* 191 498 202 A	joint protective boot with assembly items and grease F 31-J-000 001>>	right inner	1	PB,PF,RP,1Y, AAM; automatic: PB,PF,2E,RP air condit.: PB,PF EZ,RF,1F,SB, AAZ						
(20)	* 535 498 202	joint protective boot with assembly items and grease	right inner	1	KR,9A,2E; automatic: KR,9A						



Model	Year	MG	SG	Illustration	VIN No.	Update	16:38	09.02.20100		ETKA	
PA	90	4	07	70-10		336					

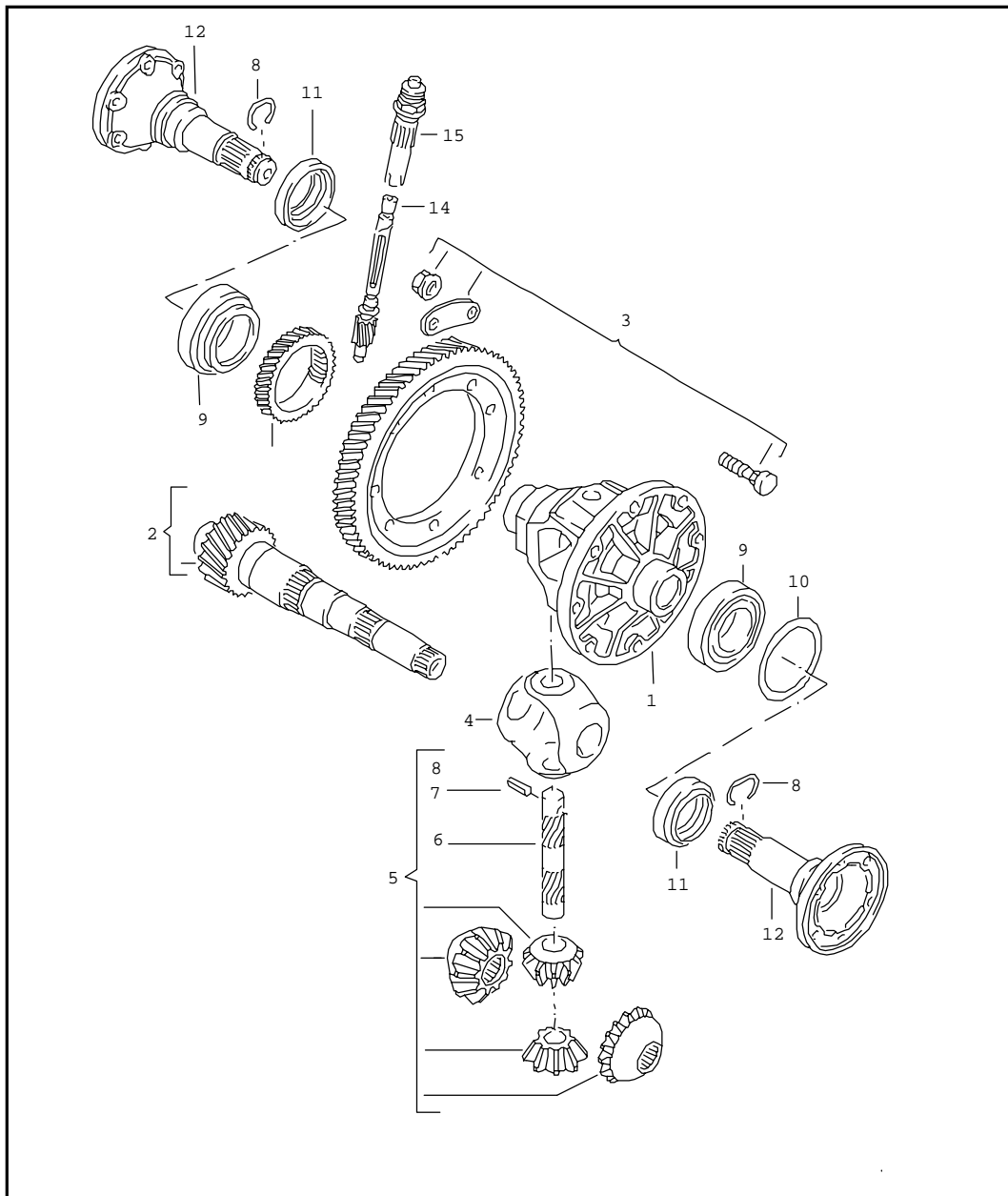


Pos	Part Number	Name	Remarks	Qty	Model
		track control arm wheel bearing housing stabilizer	front		RF,EZ,1F,RA, SB,AAM,RP, PF,PB,KR,1Y, AAZ,2E,9A, AAA
1	357 407 151	track control arm		2	
1A	357 407 151 A	track control arm	left	1	AAA
(1A)	357 407 152	track control arm	right	1	AAA
2	191 407 181 E	bonded rubber mounting	rear	2	
3	357 407 182	bonded rubber mounting	front	2	
4	N 904 840 01	screw, hexagonal head	M12X1,5X82	2	
5	357 407 365	ball joint		2	
5A	1H0 407 365	ball joint		2	AAA
6	191 407 175	lock plate		2	
6A	1H0 407 175 A	lock plate		2	AAA
6B	N 903 237 03	shouldered hex. nut, self-locking	M12X1,5	2	
7	N 101 277 02	screw, hexagonal head	M8X26	6	
8	357 411 309	stabilizer	22MM	1	notchback: EZ,RF,RP,RA, 1F,1Y,SB, AAM,AAZ
(8)	357 411 309 A	stabilizer	24MM	1	notchback: KR,PB,PF,9A, AAA,2E; squareback
9	357 411 313	rubber mounting	21MM left inner	1	notchback: EZ,RF,RP,RA, 1F,1Y,SB, AAM,AAZ
9	357 411 313	rubber mounting	21MM left inner	1	notchback: EZ,RF,RP,RA, 1F,1Y,SB, AAM,AAZ
(9)	357 411 314	rubber mounting	21MM right inner	1	notchback: EZ,RF,RP,RA, 1F,1Y,SB, AAM,AAZ



Model	Year	MG	SG	Illustration	VIN No.	Update	16:38	09.02.20100		ETKA	
PA	90	4	07	70-10		336					

Pos	Part Number	Name	Remarks	Qty	Model	Pos	Part Number	Name	Remarks	Qty	Model
(9)	357 411 313 A	rubber mounting	22,7MM left inner	1	notchback: KR,PB,PF,9A, 2E,AAA; squareback	24A	357 407 613 B	wheel hub with rotor for vehicles with anti-locking brake system -abs-	4/100	2	
(9)	357 411 314 A	rubber mounting	22,7MM right inner	1	notchback: KR,PB,PF,9A, 2E,AAA; squareback	(24)	357 407 615 B	wheel hub	5/100	2	AAA
10	357 411 315 C	connecting link		2	notchback: EZ,RF,RP,RA, 1F,1Y,SB,AAM	25	191 614 150	rotor for speed sensor	D=82,02MM	2	
(10)	357 411 315 D	connecting link		2	notchback: KR,PB,PF,9A, 2E,AAA; squareback	4/88 3/91 EOT	front F >> 31-M-251 923			2	
12	357 411 329	bearing ring		4		25	357 614 150	rotor for speed sensor for anti-lock.brake syst.-abs- F 31-M-251 924>>	front D=80,02MM	2	
13	357 411 331	washer		2		(25)	357 614 150 A	rotor for speed sensor for anti-lock.brake syst.-abs-		2	AAA
14	N 102 951 01	hex. nut, self-locking	M10	2		6/91 7/91 EOT	front				
15	357 411 333	clip	inner	2		26	N 102 316 01	screw, csk. hd. for anti-lock.brake syst.-abs-	M6X16	X	
15A	N 019 538 2	bolt, hex. hd. with shoulder	M8X18	2		27	357 615 447 A	air duct	left	1	
16	N 102 078 01	screw, hexagonal head	M12X1,5X78	2		(27)	357 615 448 A	air duct	right	1	
17	357 407 255 C	wheel bearing housing	left	1		28	333 867 633	rivet		6	
(17)	357 407 256 C	wheel bearing housing	right	1		4/88 7/91 4FB	black				
18	* N 903 289 01	screw, hexagonal head	M10X50	2		29	357 498 625 B	wheel bearing with mounting parts		2	1Y,AAZ,EZ,1F AAM,SB,RP,PF PB,2E,KR,9A, RA,RF
19	* N 102 951 01	hex. nut, self-locking	M10	2		29A	357 498 625 A	wheel bearing with mounting parts		2	AAA
20	* N 903 293 01	lock ring	72X2	4							
21	* N 903 213 01	hex. nut, self-locking	M12X1,5	2							
22	171 407 277	washer		2							
23	* 171 407 643 A	hex. nut, self-locking	M20X1,5	2	1Y,AAZ,EZ,1F AAM,SB,RP,PF PB,2E,KR,9A, RA,RF						
(23)	* N 905 876 01	12 point socket shouldered nut self-locking	M20X1,5	2	AAA						
24	357 407 615	wheel hub	4/100	2							



Model	Year	MG	SG	Illustration	VIN No.	Update	16:38	09.02.20100		ETKA	
PA	90	4	09	71-00		336					

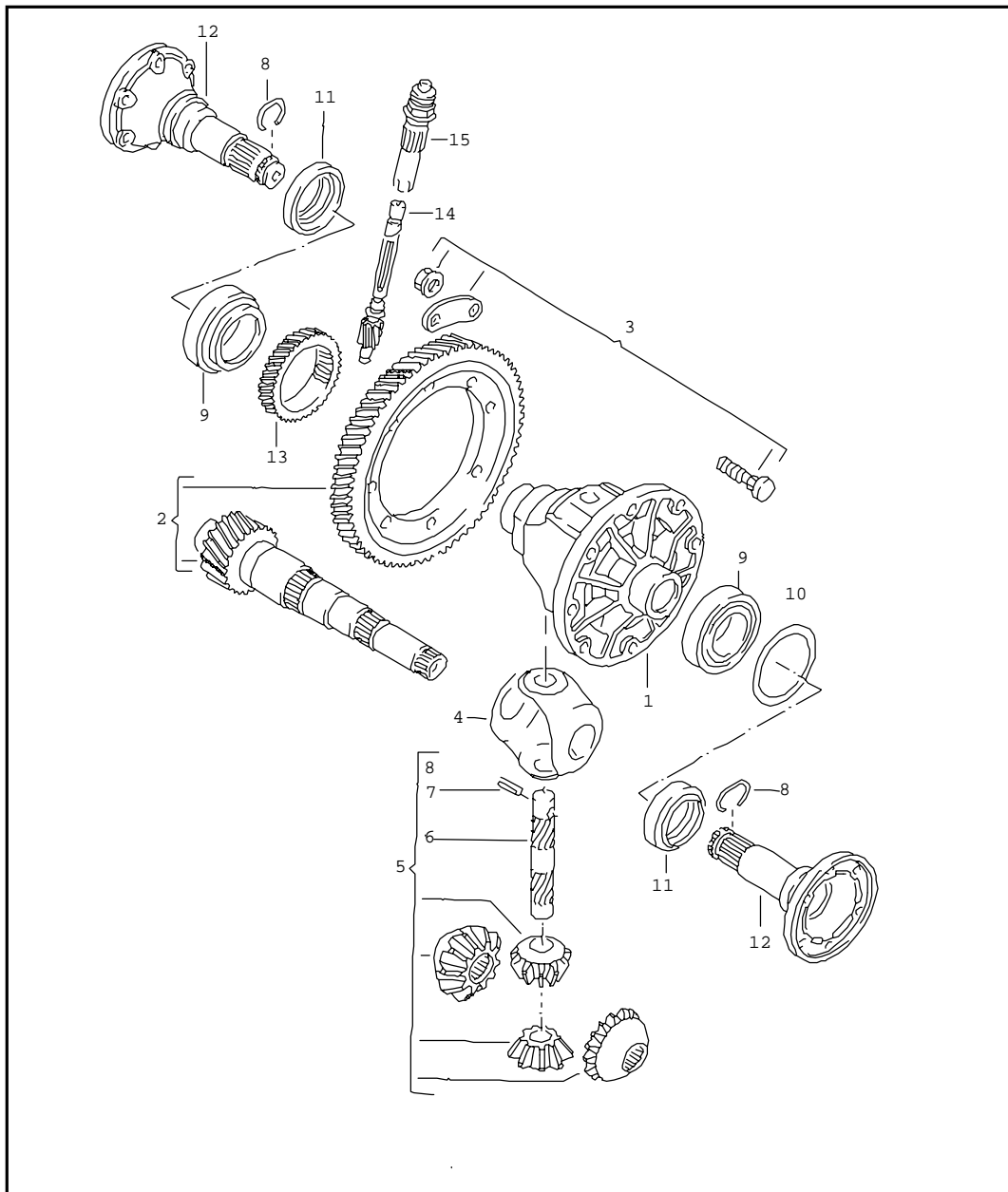


Pos	Part Number	Name	Remarks	Qty	Model
		differential gear set for 4 speed manual transmiss.			ALA, ALS, ALB, ALY, ARC
1	02A 409 121	differential housing G >> 12 09 9		1	
(1)	02A 409 121 A	differential housing G 13 09 9>>		1	
(2)	02A 409 143 AA	gear set also use:	71/18 02A 311 325 F 02A 311 324 C 02A 311 335 C 02A 301 211 A	1	ALA, ALS
(2)	02A 409 143 B	gear set G >> 12 09 9	70/19	1	ARC
(2)	02A 409 143 L	gear set G 13 09 9>> also use:	70/19 02A 311 324 C 02A 311 335 C 02A 301 211 A	1	ARC
(2)	02A 409 143 E	gear set G >> 12 09 9	72/17	1	ALB, ALY
(2)	02A 409 143 F	gear set G 13 09 9>>	72/17	1	ALB, ALY
3	02A 498 088	1 set of mounting parts for output gear differential housing G >> 12 09 9		1	
(3)	02A 498 088 A	1 set of mounting parts for output gear differential housing G 13 09 9>>		1	
-	02A 311 324 C	concave washer	24X52X2,65	X	
-	02A 311 335 C	torx socket head bold	M10X1X46	X	
-	02A 301 211 A	cover		X	
4	02A 409 170	housing-differential pinion		1	
5	02A 498 081	1 set of differential pinions	84MM ball	1	
6	* 02A 409 177 C	shaft - differential pinion	80MM	1	
7	* N 043 302 1	spring pin	5X14	1	



Model	Year	MG	SG	Illustration	VIN No.	Update	16:38	09.02.20100		ETKA	
PA	90	4	09	71-00		336					

Pos	Part Number	Name	Remarks	Qty	Model	Pos	Part Number	Name	Remarks	Qty	Model
8	* 012 409 413 A	circlip		2							
9	113 517 185 C	taper roller bearing	41X68X17,6	2							
10	02A 409 210	adjusting washer	0,65	X							
(10)	02A 409 210 A	adjusting washer	0,7	X							
(10)	02A 409 210 B	adjusting washer	0,75	X							
(10)	02A 409 210 C	adjusting washer	0,8	X							
(10)	02A 409 210 D	adjusting washer	0,85	X							
(10)	02A 409 210 E	adjusting washer	0,9	X							
(10)	02A 409 210 F	adjusting washer	0,95	X							
(10)	02A 409 210 G	adjusting washer	1	X							
(10)	02A 409 210 H	adjusting washer	1,05	X							
(10)	02A 409 210 J	adjusting washer	1,1	X							
(10)	02A 409 210 K	adjusting washer	1,15	X							
(10)	02A 409 210 L	adjusting washer	1,2	X							
(10)	02A 409 210 M	adjusting washer	1,25	X							
(10)	02A 409 210 N	adjusting washer	1,3	X							
(10)	02A 409 210 P	adjusting washer	1,35	X							
(10)	02A 409 210 Q	adjusting washer	1,4	X							
11		see illustration:	61								
12	02A 409 355	flange shaft	90MM	2	ALA, ALS, ALB, ALY						
(12)	02A 409 355 A	flange shaft	100MM	2	ARC						
13	02A 409 187 B	drive gear-speedometer	Z=22	1							
14	02A 409 197	pinion-speedometer	Z=13	1							
15	02A 409 193	guide for pinion		1							



Model	Year	MG	SG	Illustration	VIN No.	Update	16:38	09.02.20100		ETKA	
PA	90	4	09	71-10		336					

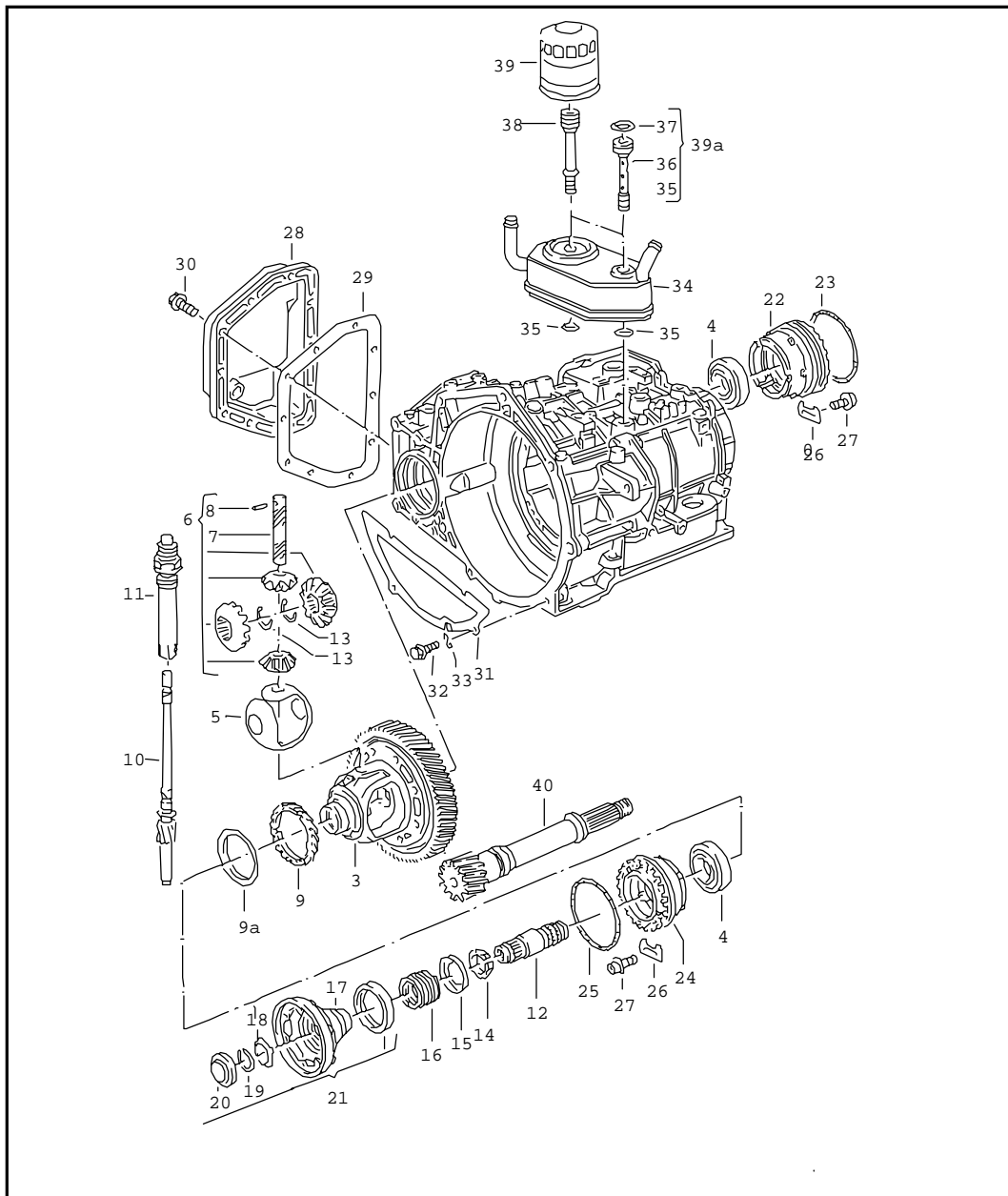


Pos	Part Number	Name	Remarks	Qty	Model
		differential gear set for 5 speed manual transmiss.			AGC, AFE, AFF, ASA, ASB, AMA, ATW, ATX, AYH, AYK, AYM, AYP, CAT, AYY
1	02A 409 121	differential housing G >> 12 09 9		1	
(1)	02A 409 121 A	differential housing G 13 09 9>>		1	
(1)	02A 409 143 AA	gear set	71/18 also use: 02A 311 325 L 02A 311 324 C 02A 311 335 C 02A 301 211 A	1	ALA, ALS
(2)	02A 409 143 K	gear set	71/18 also use: >>G 02 050 02A 311 324 C 02A 311 335 C 02A 311 211 A	1	AGC, ATX, ATW, AYH, AYM, CAT, AFE, ASA, ASB, AGC, ATX
2	02A 409 143 B	gear set G >> 12 09 9	70/19	1	AFE, ASA, ASB
(2)	02A 409 143 L	gear set G 13 09 9 110	70/19 >>G 02 050 02A 311 324 C 02A 311 335 C 02A 301 211 A	1	AFE, AYK, AYP, AYY, ASA, ASB
(2)	02A 409 143 C	gear set G >> 12 09 9	69/20	1	AMA, AFF
(2)	02A 409 143 N	gear set	69/20 >>G 02 050 02A 311 324 C 02A 311 335 C 02A 311 211 A	1	AFF, AMA
(2)	02A 409 143 P	gear set	61/18	1	AGK
(2)	02A 409 143 P	gear set	61/18	1	AGK
3	02A 498 088	1 set of mounting parts for output gear differential housing G >> 12 09 9		1	



Model	Year	MG	SG	Illustration	VIN No.	Update	16:38	09.02.20100		ETKA	
PA	90	4	09	71-10		336					

Pos	Part Number	Name	Remarks	Qty	Model	Pos	Part Number	Name	Remarks	Qty	Model
(3)	02A 498 088 A	1 set of mounting parts for output gear differential housing G 13 09 9>>		1		11		see illustration:	61		
-	02A 311 324 C	concave washer	24X52X2,65	X		(12)	02A 409 355	flange shaft	90MM	2	ASB, ASA, AFF, ATW, ATX, AYY
-	02A 311 335 C	torx socket head bold	M10X1X46	X		12	02A 409 355 A	flange shaft	100MM	2	AFE, AMA, AGC, AYH, AYK, AYP, CAT,
-	02A 301 211 A	cover		X		13	02A 409 187 B	drive gear-speedometer	Z=22	1	
4	02A 409 170	housing-differntial pinion		1		14	02A 409 197	pinion-speedometer	Z=13	1	
5	02A 498 081	1 set of differential pinions	84MM ball	1		15	02A 409 193	guide for pinion		1	
6	* 02A 409 177 C	shaft - differential pinion	80MM	1							
7	* N 043 302 1	spring pin	5X14	1							
8	* 012 409 413 A	circlip		2							
9	113 517 185 C	taper roller bearing	41X68X17,6	2							
10	02A 409 210	adjusting washer	0,65	X							
(10)	02A 409 210 A	adjusting washer	0,7	X							
(10)	02A 409 210 B	adjusting washer	0,75	X							
(10)	02A 409 210 C	adjusting washer	0,8	X							
(10)	02A 409 210 D	adjusting washer	0,85	X							
(10)	02A 409 210 E	adjusting washer	0,9	X							
(10)	02A 409 210 F	adjusting washer	0,95	X							
(10)	02A 409 210 G	adjusting washer	1	X							
(10)	02A 409 210 H	adjusting washer	1,05	X							
(10)	02A 409 210 J	adjusting washer	1,1	X							
(10)	02A 409 210 K	adjusting washer	1,15	X							
(10)	02A 409 210 L	adjusting washer	1,2	X							
(10)	02A 409 210 M	adjusting washer	1,25	X							
(10)	02A 409 210 N	adjusting washer	1,3	X							
(10)	02A 409 210 P	adjusting washer	1,35	X							
(10)	02A 409 210 Q	adjusting washer	1,4	X							

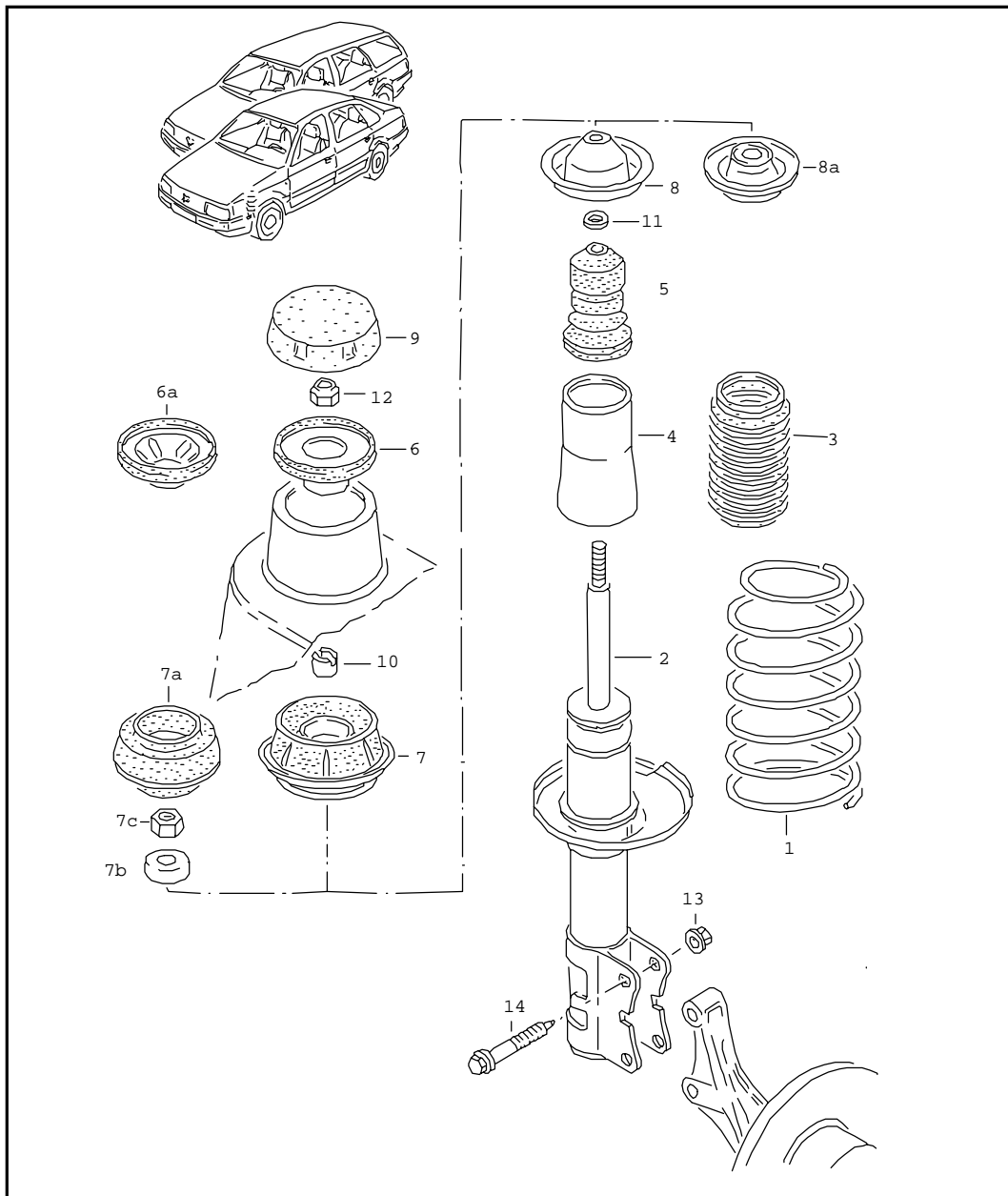
Model	Year	MG	SG	Illustration	VIN No.	Update	16:38	09.02.20100		ETKA	
PA	90	4	09	72-00		336					





Pos	Part Number	Name	Remarks	Qty	Model
		differential final drive oil cooler for 4 speed automatic gearbox			ARN, APE, ARO
3	096 409 111 A	differential housing with output gear	Z=76	1	ARN, APE
(3)	096 409 111 B	differential housing with output gear	Z=77	1	ARO
4	113 517 185 C	taper roller bearing	41X68X17,6	2	
5	02A 409 170	housing-differential pinion		1	
6	096 498 081 A	1 set of differential pinions	82MM ball	1	
7	095 409 177 A	shaft - differential pinion		1	
8	N 043 302 1	spring pin	5X14	1	
9	095 409 187 B	drive gear-speedometer	Z=22	1	
9A	095 409 190	bush		1	
10	095 409 197 A	pinion-speedometer	Z=13	1	
11	095 409 193 A	speedo drive bearing		1	
12	020 409 291 B	output shaft		2	
13	020 409 299	lock ring	22X2	2	
14	020 409 374	tapered ring		2	
15	020 409 378	thrust washer		2	
16	020 409 379 B	pressure spring		2	
17	096 409 285 A	joint flange	100MM	2	
18	020 409 295	concave washer		2	
19	020 409 297	circlip		2	
19	020 409 297	circlip		2	
20	020 409 289 B	cover		2	
21	020 498 085 G	repair kit for joint flange	ED=7,4	2	
22	096 409 117 C	gear carrier	left	1	
23	* 095 409 528	seal	98X3	1	

Model	Year	MG	SG	Illustration	VIN No.	Update	16:38	09.02.20100		ETKA	
PA	90	4	09	72-00		336					



Pos	Part Number	Name	Remarks	Qty	Model	Pos	Part Number	Name	Remarks	Qty	Model
24	096 409 253 B	bearing ring	right	1							
25	* 095 409 259	seal	92X3	1							
26	095 409 669 A	lock plate		2							
27	N 904 407 01	screw, hexagonal head	M6X15	2							
28	095 409 581 A	cover		1							
29	* 095 409 597 A	gasket		1							
30	N 903 285 02	bolt, hex. hd. with shoulder	M8X16	10							
31	095 409 157 A	cover plate		1							
32	N 010 227 6	bolt, hexagon head self-locking	M7X12	2							
33	N 012 234 5	spring washer	B7X14X0,8	2							
34	096 409 061	oil cooler		1							
35	* 089 409 069	sealing washer	13X2,5	2							
36	096 409 067 A	banto bolt		2							
37	* 096 409 069 A	sealing washer	13X3,5	2							
39A		discontinued / replacement: see workshop manual	096 409 067 A	1							
40		see illustration:	68								

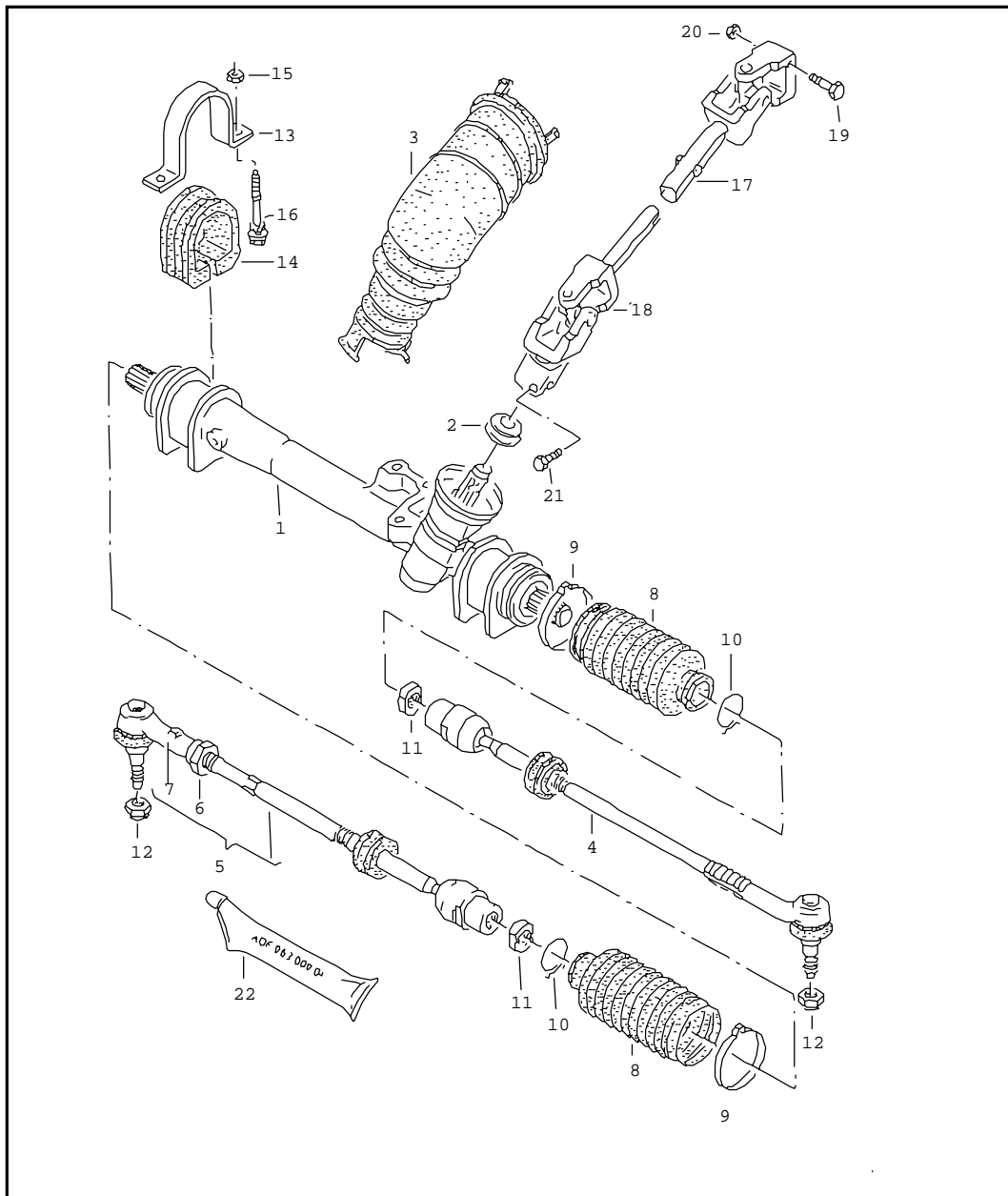


Pos	Part Number	Name	Remarks	Qty	Model
		suspension	front		
1	357 411 105	coil spring 1 paint mark 1 paint mark	pink orange	2	
(1)	357 411 105 A	coil spring 1 paint mark 2 paint marks	pink orange	2	
(1)	357 411 105 B	coil spring 2 paint marks 1 paint mark	pink orange	2	
(1)	357 411 105 C	coil spring 2 paint marks 2 paint marks	pink orange	2	
(1)	357 411 105 D	coil spring 2 paint marks 3 paint marks	pink orange	2	
(1)	357 411 105 E	coil spring 3 paint marks 1 paint mark	pink orange	2	
(1)	357 411 105 P	coil spring 3 paint marks 1 paint mark see workshop manual	pink green	2	AAA
(1)	357 411 105 Q	coil spring 3 paint marks 2 paint marks see workshop manual	pink green	2	AAA
(1)	357 411 105 G	coil spring 4 paint marks 1 paint mark	pink orange	2	
(1)	357 411 105 J	coil spring for vehicles with self-levelling system 1 paint mark 1 paint mark	pink white	2	1Y,RF,EZ,RP, 1F,RA,SB, AAZ,AAM
(1)	357 411 105 J	coil spring for vehicles with self-levelling system 1 paint mark 1 paint mark	pink white	2	1Y,RF,EZ,RP, 1F,RA,SB, AAZ,AAM



Model	Year	MG	SG	Illustration	VIN No.	Update	16:39	09.02.20100		ETKA	
PA	90	4	11	74-00		336					

Pos	Part Number	Name	Remarks	Qty	Model	Pos	Part Number	Name	Remarks	Qty	Model
(1)	357 411 105 K	coil spring for vehicles with self-levelling system 2 paint marks 1 paint mark	pink white	2	1Y,RF,EZ,RP, 1F,RA,SB, AAZ,AAM	7	357 412 329	suspension strut mounting		2	1Y,AAZ,EZ,1F AAM,SB,RP,RA ABS,PF,PB,RF 2E,KR,9A
(1)	357 411 105 L	coil spring for vehicles with self-levelling system 2 paint marks 2 paint marks	pink white	2	KR,PB,PF,2E, 9A	7A	357 412 331 A	suspension strut mounting see workshop manual		2	AAA
2	357 413 031	shock absorber		2	EZ,RF,RA,SB, 1F,1Y,AAZ, AAM,RP	7B	357 412 249	ball bearing see workshop manual		2	AAA
(2)	357 413 031 C	shock absorber		2	KR,PB,PF,9A, 2E	7C	N 904 988 01	hex. nut see workshop manual	M14X1,5	2	AAA
(2)	357 413 031 R	shock absorber see workshop manual		2	AAA	8	357 412 341	concave washer	upper	2	1Y,AAZ,EZ,1F AAM,SB,RP,RA ABS,PF,PB,2E KR,9A,RF
(2)	357 413 031 A	shock absorber for increased ground clear.:	heavy-duty 20MM	2		8A	357 412 341 A	concave washer see workshop manual	upper	2	AAA
3	357 413 175	bellows	172,5MM	2	1Y,AAZ,EZ,RA 1F,AAM,SB,RP ABS,PF,PB,2E KR,9A,RF	9	1H0 412 359	cap		2	
(3)	357 413 175 A	bellows see workshop manual	221,5MM	2	AAA	10	811 412 365	threaded bush	M14X1,5	2	
4	357 412 135	boot		2		11	171 412 369	washer		2	
5	357 412 303 E	rubber stop for shock absorber	84X18,5	2	1Y,AAZ,EZ,1F AAM,SB,RP,RA ABS,PF,PB,RF 2E,KR,9A	12	N 022 150 1	hex. nut, self-locking	M14X1,5	2	
5	357 412 303 E	rubber stop for shock absorber	84X18,5	2	1Y,AAZ,EZ,1F AAM,SB,RP,RA ABS,PF,PB,RF 2E,KR,9A	13	N 903 237 03	shouldered hex. nut, self-locking	M12X1,5	4	
(5)	357 412 303 F	rubber stop for shock absorber see workshop manual	83X18	2	AAA	14	N 019 551 2	screw, hexagonal head	M12X1,5X58	4	
6	1H0 412 319 B	stop		2	1Y,AAZ,EZ,1F AAM,SB,RP,RA ABS,PF,PB,2E KR,9A,RF	(14)	N 101 740 01	bolt, hex. hd. with shoulder for camber correction	BM12X1,5X58	X	
6A	357 412 319 B	stop see workshop manual		2	AAA						



Model	Year	MG	SG	Illustration	VIN No.	Update	16:39	09.02.20100		ETKA	
PA	90	4	19	75-00		336					



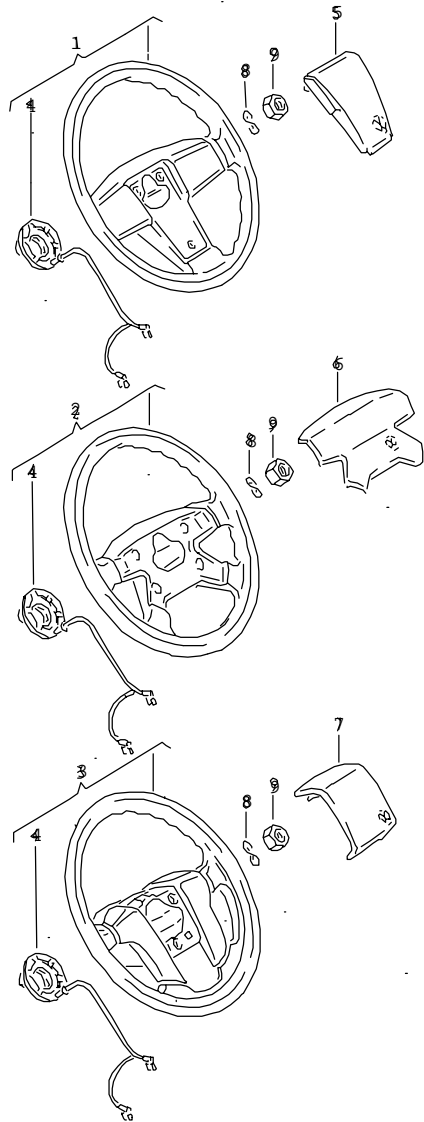
Pos	Part Number	Name	Remarks	Qty	Model
		steering gear tie rod drive shaft			
1	357 419 063	steering gear F >> 31-ME148 228 F >> 31-MB161 921	lhd lhd	1 1	
(1)	357 419 063 A	steering gear F 31-ME148 229>> F 31-MB161 922>>	lhd lhd	1 1	
(1)	358 419 063	steering gear F >> 31-ME154 015*	rhd	1	
(1)	358 419 063 A	steering gear F 31-ME154 016>>*	rhd	1	
2	171 419 329 A	sealing washer		1	
3	357 419 523 B	boot for drive shaft	lhd	1	
(3)	358 419 523	boot for drive shaft	rhd	1	
4	357 419 803	tie rod (adjustable)	left	1	
5	357 419 804	tie rod (adjustable)	right	1	
6	N 011 113 5	hex. nut	BM14X1,5	2	
(7)	191 419 811	tie rod end	left	1	
7	191 419 812	tie rod end	right	1	
8	191 419 831	boot for steering gear assy.		2	
9	N 903 550 01	retaining clip	5X0,8X61,5	2	
10	171 419 838	retaining ring		2	
11	171 419 855	nut	M22X1,5	2	
12	N 903 213 01	hex. nut, self-locking	M12X1,5	2	
13	191 419 875	clip		2	
13	191 419 875	clip		2	
14	191 419 883	rubber mounting		2	
15	N 902 264 03	shouldered hex. nut, self-locking	M8	4	
16	N 901 845 01	bolt, hex. hd. with shoulder	M8X75X33B	4	
17	357 419 951 A	drive shaft	upper	1	

Model	Year	MG	SG	Illustration	VIN No.	Update	16:39	09.02.20100		ETKA	
PA	90	4	19	75-00		336					

Pos	Part Number	Name	Remarks	Qty	Model	Pos	Part Number	Name	Remarks	Qty	Model
18	357 419 952	drive shaft	lower								
		F >> 31-ME148 228	lhd	1							
		F >> 31-MB161 921	lhd	1							
(18)	357 419 952 B	drive shaft	lower								
		F 31-ME148 229>>	lhd	1							
		F 31-MB161 922>>	lhd	1							
(18)	358 419 952	drive shaft	lower								
		F >> 31-ME154 015*	rhd	1							
(18)	358 419 952 B	drive shaft	lower								
		F 31-ME154 016>>*	rhd	1							
19	N 010 335 12	screw, hexagonal head	M8X35X15	1							
20	N 022 146 4	hex. nut, self-locking	VM8	1							
21	N 010 233 6	screw, hexagonal head	M8X28	1							
22	AOF 063 000 04	steering grease	250G	X							



Model	Year	MG	SG	Illustration	VIN No.	Update	16:39	09.02.20100		ETKA	
PA	90	4	19	75-10		336					

75-10





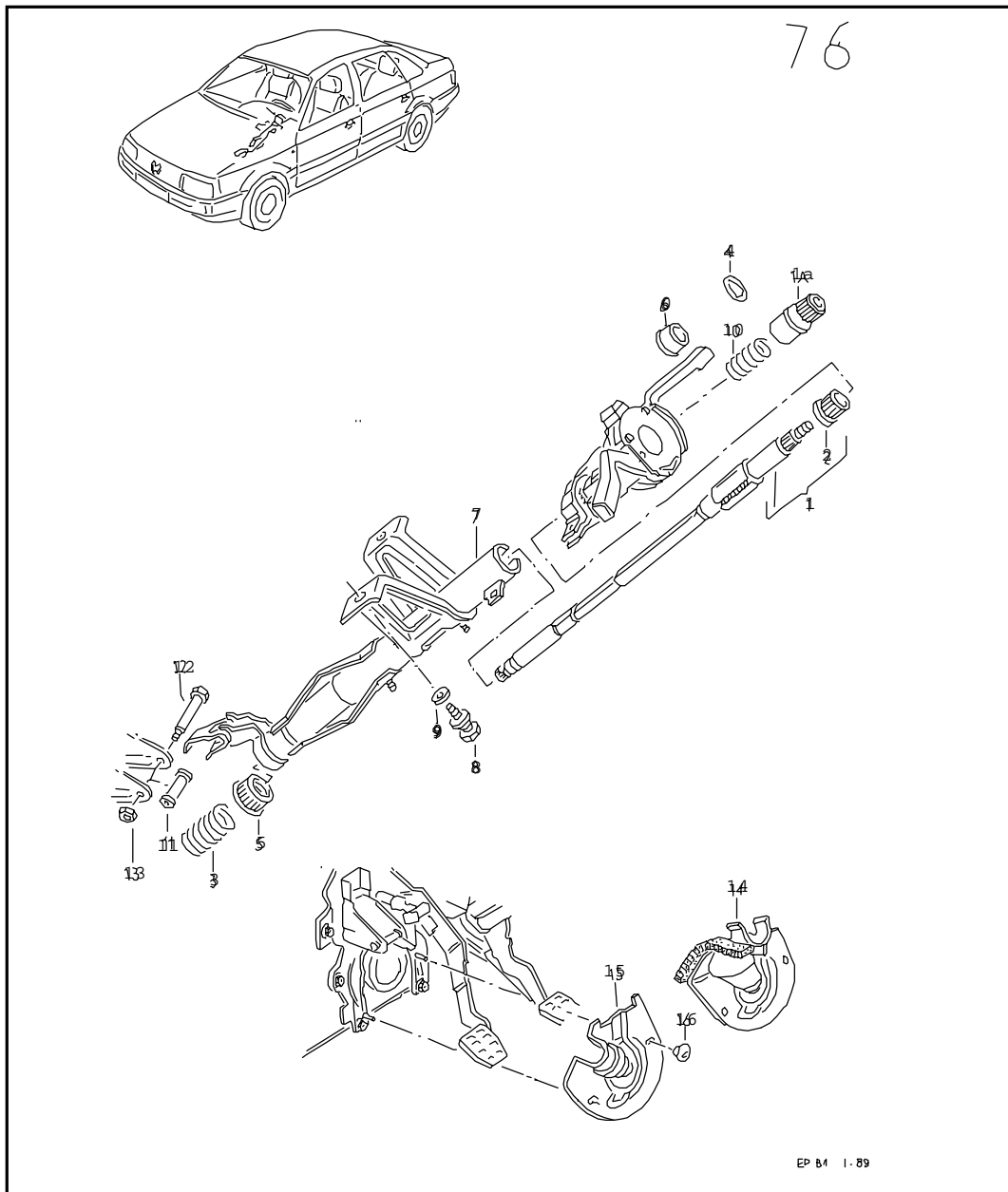
EP 84 1-88

Pos	Part Number	Name	Remarks	Qty	Model
		steering wheel			
		see workshop manual	NR.1 06/88		
		-----	-----		
1	357 419 091 E	steering wheel		1	CL
	4/88 7/91 01C	satin black	also use: *>>31-K-085315 191 419 514 A N 904 485 01	1 1	
2	357 419 091 F	steering wheel		1	GL,GT
	4/88 7/91 01C	satin black	also use: *>>31-K-085315 191 419 541 A N 904 485 01	1 1	
(2)	357 419 091 G	steering wheel (leather)		1	
	4/88 7/91 1BX	black	also use: *>>31-K-089315 191 419 514 A N 904 485 01	1 1	
3	191 419 091 AH	steering wheel for vehicles with power steering		1	
	4/88 7/91 01C	satin black	also use: *>>31-K-085315 191 419 514 A N 904 485 01	1 1	
(3)	191 419 091 AJ	steering wheel (leather) for vehicles with power steering		1	
	4/88 7/91 1BX	black	also use: *>>31-K-089315 191 419 514 A N 904 485 01	1 1	
4	321 419 660	cancelling ring with slip ring		1	
5	357 419 669	horn button		1	CL
	4/88 7/91 01C	satin black			
6	357 419 669 A	horn button		1	GL,GT
	4/88 7/91 01C	satin black			



Model	Year	MG	SG	Illustration	VIN No.	Update	16:39	09.02.20100		ETKA	
PA	90	4	19	75-10		336					

Pos	Part Number	Name	Remarks	Qty	Model	Pos	Part Number	Name	Remarks	Qty	Model
(7)	191 419 669 G	horn button for vehicles with power steering		1							
	4/88 7/91 01C	satin black									
8	N 012 238 5	spring washer	B16X30X1,6	1							
(8)	N 904 485 01	washer	16, 2X34, 2X3	X							
9	N 011 164 2	hex. nut	M16X1,5	1							



Model	Year	MG	SG	Illustration	VIN No.	Update	16:39	09.02.20100		ETKA	
PA	90	4	19	76-00		336					

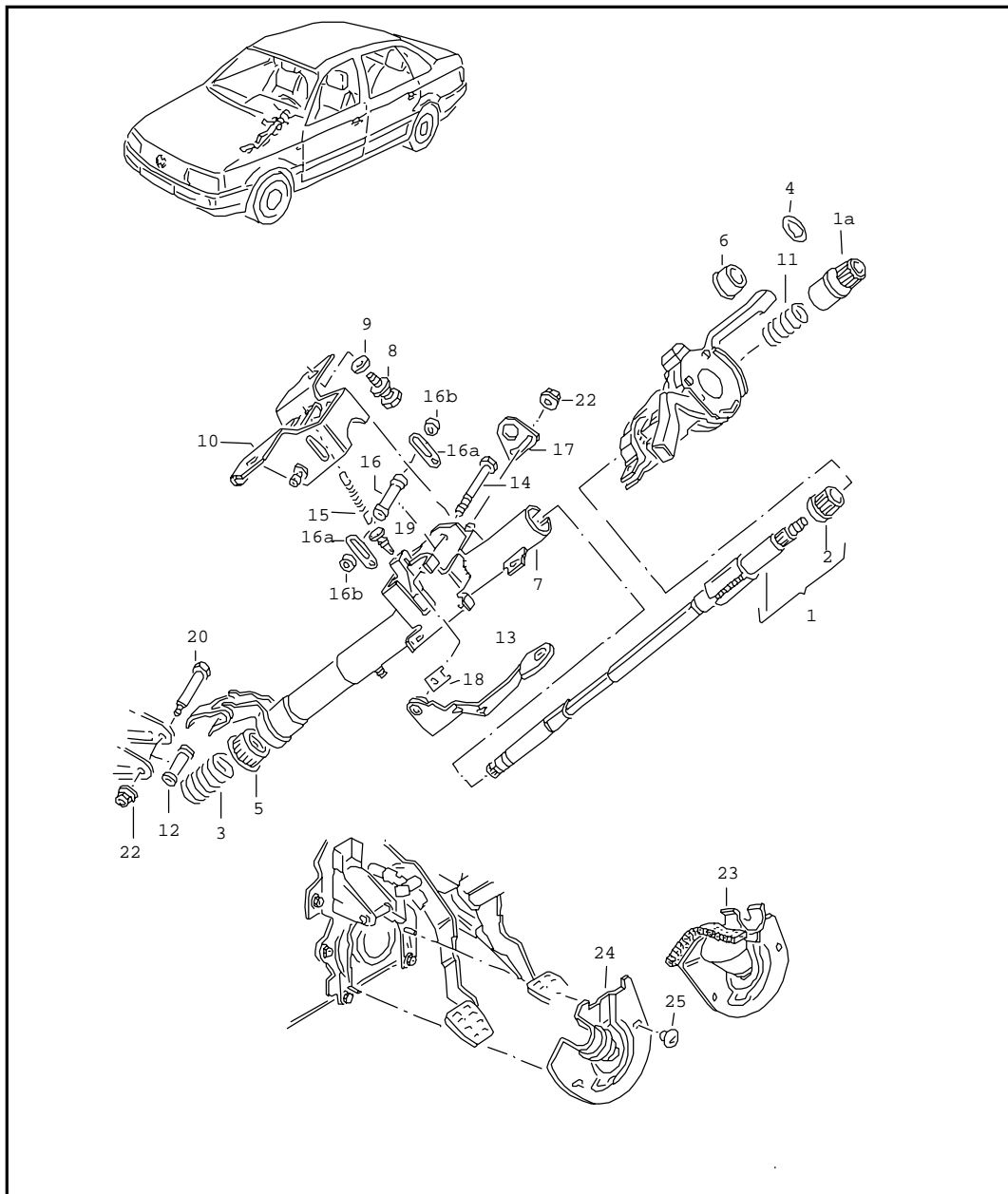


Pos	Part Number	Name	Remarks	Qty	Model
		steering column steering column tube			
		see workshop manual	NR.1 03/89		
1	191 419 503 A	steering column see workshop manual	NR.1 03/89	1	
(1A)	191 419 514 A	adapter sleeve F >> 31-K-089 315*	26MM	1	
1A	191 419 514	adapter sleeve F 31-K-089 316>>*	45MM	1	
2	811 419 341 D	thrust ring F >> 31-K-089 315*		1	
(2)	191 419 341	thrust ring F 31-K-089 316>>*		1	
(2)	171 419 341	thrust ring		X	
-	171 419 549	sleeve		X	
3	165 419 343	pressure spring		1	
4	N 901 824 01	clamping washer F >> 31-K-089 315*	20	1	
5	171 419 517 B	ball bearing		1	
6	811 419 548 A	contact ring F >> 31-K-089 315*		1	
7	357 419 563 F	steering column tube		1	
8	411 417 549	sheer bolt		2	
9	111 129 720	washer	8,4	2	
10	823 419 667	pressure spring F >> 31-K-089 315*		1	
(10)	1H0 419 667	pressure spring F 31-K-089 316>>*		1	
11	192 419 599	bush		1	
12	N 902 523 01	fitted bolt	M6X52	1	
13	N 011 183 11	hex. nut, self-locking	M6	1	
14	357 419 522	cover for steering column	lhd 79-100KW	1	



Model	Year	MG	SG	Illustration	VIN No.	Update	16:39	09.02.20100		ETKA	
PA	90	4	19	76-00		336					

Pos	Part Number	Name	Remarks	Qty	Model	Pos	Part Number	Name	Remarks	Qty	Model
(14)	358 419 522	cover for steering column	rhd	1							
15	357 419 522 A	cover for steering column	lhd	1							
			53-66KW								
16	N 904 384 01	press stud	24X9,5X8	2							
	4/88 7/91 01C	satin black									



Model	Year	MG	SG	Illustration	VIN No.	Update	16:39	09.02.20100		ETKA	
PA	90	4	19	76-05		336					



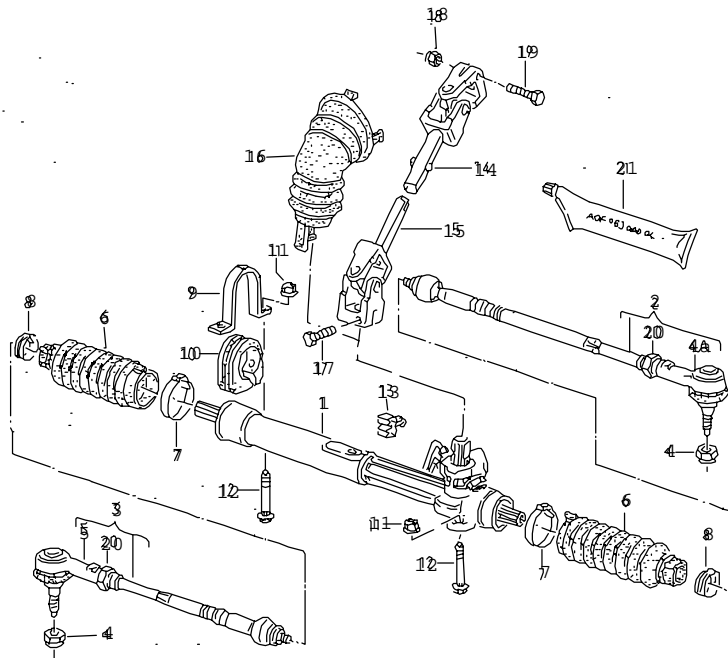
Pos	Part Number	Name	Remarks	Qty	Model
		steering column steering column tube for height-adjustable steering column			
		see workshop manual	NR.1 03/89		
1	191 419 503 A	steering column see workshop manual	NR.1 03/89	1	
(1A)	191 419 514 A	adapter sleeve F >> 31-K-089 315*	26MM	1	
1A	191 419 514	adapter sleeve F 31-K-089 316>>*	45MM	1	
2	811 419 341 D	thrust ring F >> 31-K-089 315*		1	
(2)	191 419 341	thrust ring F 31-K-089 316>>*		1	
(2)	171 419 341	thrust ring		X	
-	171 419 549	sleeve		X	
3	165 419 343	pressure spring		1	
4	N 901 824 01	clamping washer F >> 31-K-089 315*	20	1	
5	171 419 517 B	ball bearing		1	
6	811 419 548 A	contact ring F >> 31-K-089 315*		1	
7	357 419 563 B	steering column tube		1	
8	411 417 549	sheer bolt		2	
9	111 129 720	washer	8,4	2	
10	357 419 571 C	bracket for height-adjustable steering column		1	
11	823 419 667	pressure spring F >> 31-K-089 315*		1	
(11)	1H0 419 667	pressure spring F31-K-089316*		1	
12	192 419 599	bush		1	
13	357 419 621 A	operating lever		1	

Model	Year	MG	SG	Illustration	VIN No.	Update	16:39	09.02.20100		ETKA	
PA	90	4	19	76-05		336					

Pos	Part Number	Name	Remarks	Qty	Model	Pos	Part Number	Name	Remarks	Qty	Model
13	357 419 621 A	operating lever		1	J..`						
14	357 419 623	bolt		1							
15	357 419 625	tension spring		2							
16	357 419 633 B	clamping sleeve		1							
17	357 419 635	lock plate		1							
18	357 419 648	packing plate		2							
19	861 805 461	buffer		1							
20	N 902 523 01	fitted bolt	M6X52	1							
21	N 012 105 3	lock washer	A6,4	1							
22	N 011 183 11	hex. nut, self-locking	M6	2							
23	357 419 522	cover for steering column		1							
			79-100KW								
(23)	358 419 522	cover for steering column		1							
24	357 419 522 A	cover for steering column		1							
			53-66KW								
25	N 904 384 01	press stud	24X9,5X8	2							
	5/88 7/91 01C	satin black									
	5/88 7/91 01C	satin black									



Model	Year	MG	SG	Illustration	VIN No.	Update	16:40	09.02.20100		ETKA	
PA	90	4	22	76-10		336					

76-10





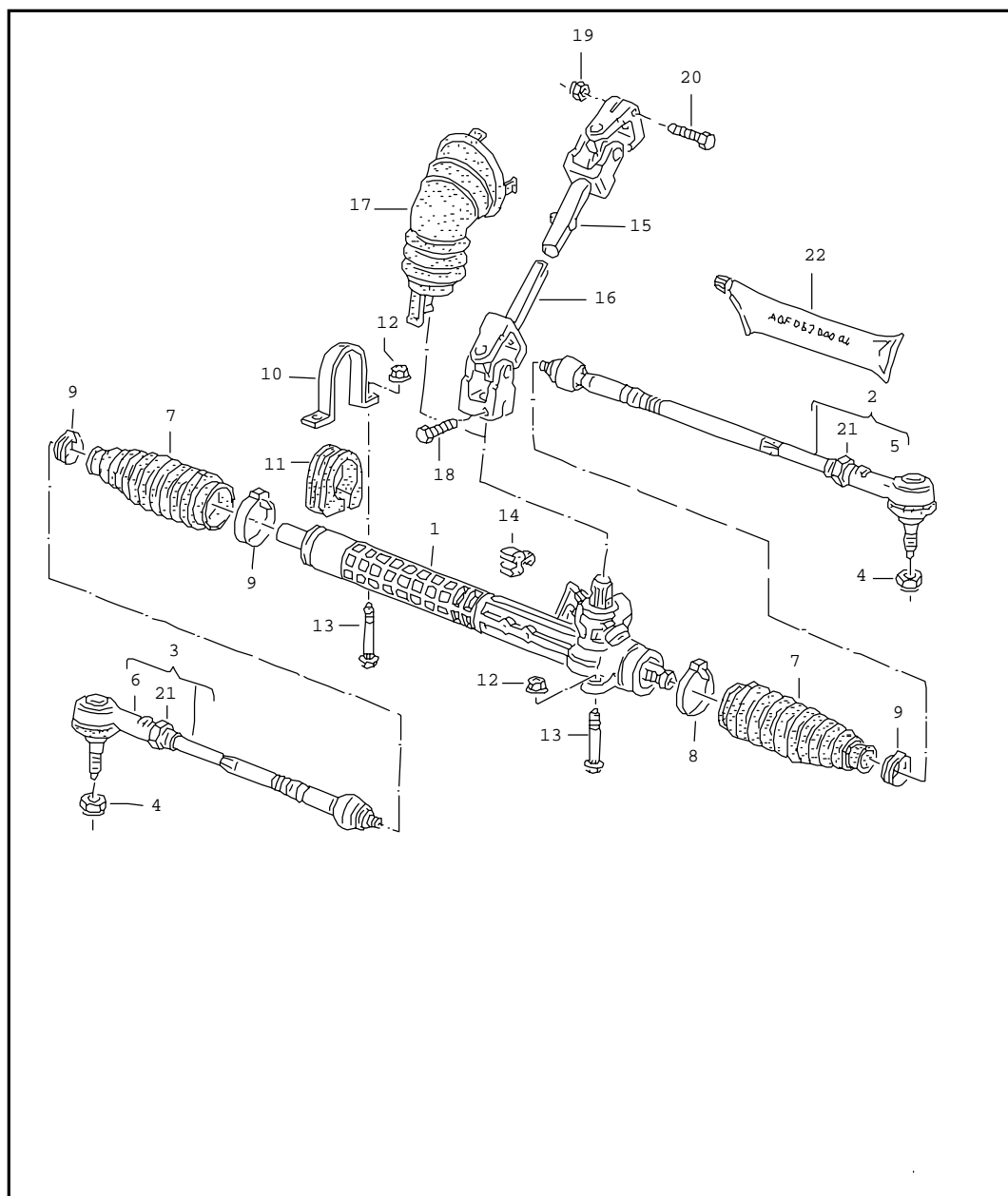
EP 84 1-88

Pos	Part Number	Name	Remarks	Qty	Model
		steering gear tie rod drive shaft	TRW XTR-USA		power steering
(1)	357 422 061 B	steering gear	lhd	1	S1Z
1	>357 422 061 J	steering gear	lhd	1	
(1)	#357 422 061 JX	steering gear	lhd	1	
(1)	#357 422 061 JV	steering gear	lhd	1	
(1)	>358 422 061 J	steering gear	rhd	1	
(1)	#358 422 061 X	steering gear	rhd	1	
(1)	#358 422 061 JV	steering gear	rhd	1	
(1)	358 422 061 E	steering gear	rhd	1	S1Z
			also use: 358 419 952 E	1	
2	357 422 803	tie rod	left	1	
3	357 422 804	tie rod	right	1	
4	N 903 213 01	hex. nut, self-locking	M12X1,5	2	
4A	191 419 811	tie rod end	left	1	
5	191 419 812	tie rod end	right	1	
6	357 422 831 A	boot for tie rod		2	
7	357 422 837 A	clip	inner	2	
8	357 422 839	clip	outer	2	
9	1H0 422 875	clip		1	
10	357 422 884	rubber mounting		1	
11	N 902 264 03	shouldered hex. nut, self-locking	M8	4	
12	N 901 845 01	bolt, hex. hd. with shoulder	M8X75X33B	4	
12	N 901 845 01	bolt, hex. hd. with shoulder	M8X75X33B	4	
13	192 422 941	clip	rhd	1	
14	357 419 951 A	drive shaft	upper	1	
15	357 419 952 A	drive shaft	lower lhd	1	
(15)	358 419 952 A	drive shaft	lower rhd	1	



Model	Year	MG	SG	Illustration	VIN No.	Update	16:40	09.02.20100		ETKA	
PA	90	4	22	76-10		336					

Pos	Part Number	Name	Remarks	Qty	Model	Pos	Part Number	Name	Remarks	Qty	Model
16	357 419 523 C	boot for drive shaft	lhd	1							
(16)	358 419 523 B	boot for drive shaft	rhd	1							
17	N 010 233 6	screw, hexagonal head	M8X28	1							
18	N 022 146 4	hex. nut, self-locking	VM8	1							
19	N 010 335 12	screw, hexagonal head	M8X35X15	1							
20	N 011 113 5	hex. nut	BM14X1,5	2							
21	AOF 063 000 04	steering grease	250G	X							
-	1H0 498 020	set of seals for power steering	TRW	1							



Model	Year	MG	SG	Illustration	VIN No.	Update	16:40	09.02.20100		ETKA	
PA	90	4	22	76-15		336					

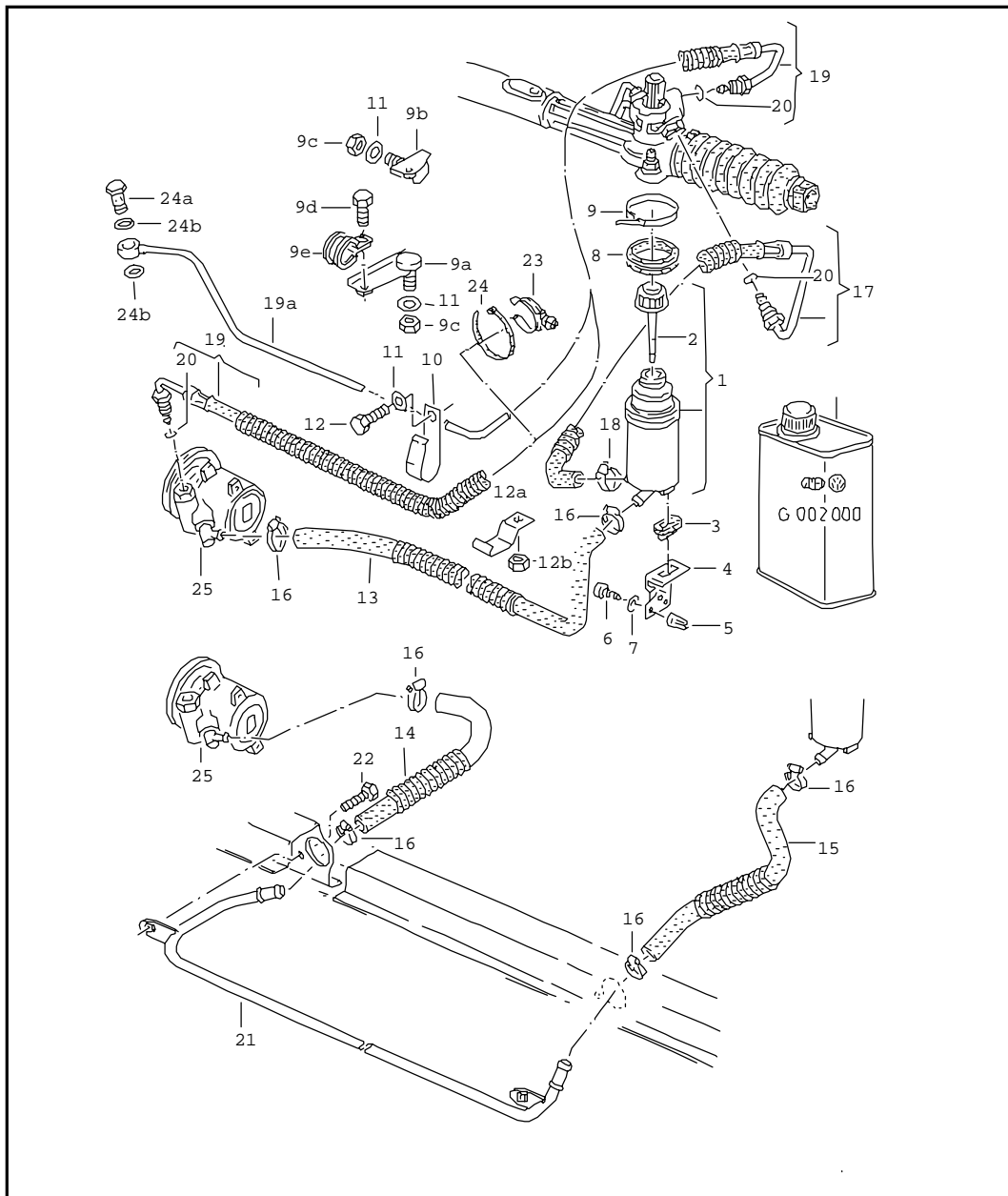


Pos	Part Number	Name	Remarks	Qty	Model
		steering gear tie rod drive shaft see workshop manual	ZF lhd NR.5 11/90		power steering
1	>357 422 061 C	steering gear	lhd	1	
(1)	#357 422 061 CX	steering gear	lhd	1	
(1)	#357 422 061 CV	steering gear	lhd	1	
2	357 422 803 A	tie rod	left	1	
3	357 422 804 A	tie rod	right	1	
4	N 903 213 01	hex. nut, self-locking	M12X1,5	2	
5	191 419 811	tie rod end	left	1	
6	191 419 812	tie rod end	right	1	
7	357 422 831 B	boot for tie rod		2	
8	357 422 837 B	clip	inner	2	
9	357 422 839 A	clip	outer	2	
10	1H0 422 875	clip		1	
11	357 422 884 A	rubber mounting		1	
12	N 902 264 03	shouldered hex. nut, self-locking	M8	4	
13	N 901 845 01	bolt, hex. hd. with shoulder	M8X75X33B	4	
15	357 419 951 A	drive shaft	upper	1	
16	357 419 952 A	drive shaft	lower lhd	1	
(17)	357 419 523 C	boot for drive shaft	lhd	1	6 cylinder
17	357 419 523 C	boot for drive shaft	lhd	1	
18	N 010 233 6	screw, hexagonal head	M8X28	1	
18	N 010 233 6	screw, hexagonal head	M8X28	1	
19	N 022 146 4	hex. nut, self-locking	VM8	1	
20	N 010 335 12	screw, hexagonal head	M8X35X15	1	
21	N 011 113 5	hex. nut	BM14X1,5	2	
22	AOF 063 000 04	steering grease	250G	X	



Model	Year	MG	SG	Illustration	VIN No.	Update	16:40	09.02.20100		ETKA	
PA	90	4	22	76-15		336					

Pos	Part Number	Name	Remarks	Qty	Model	Pos	Part Number	Name	Remarks	Qty	Model
-	3A0 498 020	set of seals for power steering	ZF	1							



Model	Year	MG	SG	Illustration	VIN No.	Update	16:40	09.02.20100		ETKA	
PA	90	4	22	76-20		336					





Pos	Part Number	Name	Remarks	Qty	Model
		oil container and connection parts, hoses			power steering
1	357 422 371	fluid container		1	
2	357 422 376	cover		1	
3	357 422 407	rubber mounting		1	
4	357 422 849	bracket		1	
5	811 807 577 C	speed nut		3	
6	N 013 969 4	tapping screw, fill. hd.	B4,8X16	3	
7	N 011 664 4	washer	B4,3X12X1	3	
8	357 422 409	rubber ring		1	
9	N 904 252 01	clip	LC60-80	1	
9A	357 422 163	bracket		1	manual-gearbox: 6 cylinder; diesel eng.: AAZ
9B	357 422 163 A	bracket		1	diesel eng.: AAZ
9C	N 011 010 11	hex. nut	M10	2	
9D	N 040 268 1	screw, hexagonal head	M6X14	1	
9E	N 020 620 1	clip	D1-13X15	2	
10	191 422 167	bracket for hose		1	
11	N 011 527 11	washer	A10,5X21X2	X	
12	N 010 058 3	screw, hexagonal head	M10X15	1	
12A	191 422 167 A	bracket for hose		1	diesel eng.: 1Y,SB,RA
(12A)	191 422 167 A	bracket for hose for vehicles with air condit.		1	
12B	N 902 158 02	hex. nut	M6SB	1	
13	357 422 881	suction hose		1	
14	357 422 887 A	suction hose		1	diesel eng.: 1Y,SB,RA

Model	Year	MG	SG	Illustration	VIN No.	Update	16:40	09.02.20100		ETKA	
PA	90	4	22	76-20		336					



Pos	Part Number	Name	Remarks	Qty	Model	Pos	Part Number	Name	Remarks	Qty	Model
14	357 422 887 A	suction hose for vehicles with air condit.		1		(21)	357 422 896 E	cooling pipe		1	diesel eng.: AAZ
(14)	357 422 887 B	suction hose		1	6 cylinder	22	N 010 212 26	screw, hexagonal head	M6X12	2	
(14)	357 422 887 C	suction hose		1	diesel eng.: AAZ	23	N 904 253 01	bracket for hose		1	
15	357 422 889 A	suction hose		1	diesel eng.: 1Y,SB,RA; 6 cylinder	24	N 020 902 2	cable binder	6X246	1	
15	357 422 889 A	suction hose for vehicles with air condit.		1		24A	1H0 422 269	banto bolt	M16X1,5	1	diesel eng.: AAZ; 6 cylinder
(15)	357 422 889 C	suction hose		1	diesel eng.: AAZ	24B	N 013 848 1	sealing washer	A16X22	2	
16	N 905 618 01	clip	LC16-27	X		25		vane type pump see illustration:	46		
17	357 422 891	return hose		1	lhd	26	G 002 000	oil for hydraulic system and power steering	1ltr.	1	
(17)	358 422 891 A	return hose		1	"J..":16V; diesel eng.: AAZ; 6 cylinder						
18	N 102 582 01	clip	AL12-22	X							
19	191 422 893	flexible hose		1	lhd						
(19)	192 422 893 C	flexible hose		1	rhd						
(19)	192 422 893 A	flexible hose		1	"J..":16V						
19A	3A1 422 893 A	flexible hose		1	6 cylinder						
(19A)	358 422 893	flexible hose		1	6 cylinder						
(19A)	357 422 893 A	flexible hose		1	diesel eng.: AAZ						
(19A)	358 422 893 A	flexible hose		1	diesel eng.: AAZ						
20	191 422 999	o-ring		X							
21	357 422 896 A	cooling pipe		1	diesel eng.: 1Y,SB,RA						
21	357 422 896 A	cooling pipe for vehicles with air condit.		1							
(21)	357 422 896 B	cooling pipe		1	6 cylinder						

Model	Year	MG	SG	Illustration	VIN No.	Update	16:12	09.02.20100		ETKA	
PA	90	4	98	REP		336					



Pos	Part Number	Name	Remarks	Qty	Model
>	02A 498 081	1 set of differential pinions for manual gearbox comprising:	84MM ball		
	012 409 159 B	differential side gear		2	
		differential pinion		2	
	02A 409 177 C	shaft - differential pinion	80MM	1	
	N 905 387 01	spring pin	5,4X28,5	1	
	012 409 413 A	circlip		2	
>	096 498 081 A	1 set of differential pinions for 4 speed automatic gearbox comprising:	82MM ball	1	
	012 409 159 B	differential side gear		2	
		differential pinion		2	
	095 409 177 A	shaft - differential pinion		1	
	N 905 387 01	spring pin	5,4X28,5	1	
>	020 498 085 G	repair kit for joint flange for 4 speed automatic gearbox comprising:	ED=7,4		
	020 301 189 T	oil seal	50X65X10	1	
	020 409 289 B	cover		1	
	020 409 297	circlip		1	
>	02A 498 088	1 set of mounting parts for output gear differential housing for manual gearbox comprising:			
		G >> 12 09 9			
	020 409 136	bolt	M9X1X30	8	
		packing plate		4	
	N 900 078 01	hex. nut	M9X1	8	

Model	Year	MG	SG	Illustration	VIN No.	Update	16:12	09.02.20100		ETKA	
PA	90	4	98	REP		336					



Pos	Part Number	Name	Remarks	Qty	Model	Pos	Part Number	Name	Remarks	Qty	Model
>	02A 498 088 A	1 set of mounting parts for output gear differential housing for manual gearbox G 13 09 9>> comprising:				G	000 633	high temperature grease for constant velocity joints	120G	1	
	02A 409 136	round hd. screw	M9X1X30	8		>	191 498 201 B	joint protective boot with assembly items and grease F 31-J-000 001>> F 31-M-000 001>> comprising:	left inner	1	PB,PF,RP,AAM
		packing plate		4				boot	inner	1	EZ,RF,1F,SB,AAZ
	N 900 078 01	hex. nut	M9X1	8		N	904 425 01	clip	31,5X10X0,8	1	
>	191 498 201 D	joint protective boot with assembly items and grease F >> 31-L-400 000 comprising:	inner	2	EZ,RF,1F,RA,SB	443 407 309	sealing washer	90MM		1	
		boot, inner with dust cap		1		171 407 643 A	hex. nut, self-locking	M20X1,5		1	
	N 904 425 01	clip	31,5X10X0,8	1		171 407 643 A	hex. nut, self-locking	M20X1,5		1	
	171 407 643 A	hex. nut, self-locking	M20X1,5	1		113 501 327 A	concave washer (internal teeth)			1	
	113 501 327	concave washer		1		113 517 279	circlip			1	
	113 501 327 A	concave washer (internal teeth)		1		G	000 633	high temperature grease for constant velocity joints	120G	1	
	113 517 279	circlip		1		>	191 498 201 B	joint protective boot with assembly items and grease F >> 31-M-300 000* comprising:	left inner	1	KR,9A,2E
	G 000 603	high temperature grease	90G	1				boot	inner	1	
>	357 498 201	joint protective boot with assembly items and grease F 31-M-300 001>>* comprising:	left inner	1	air condit.: PB,PF; automatic: PB,PF	N	904 425 01	clip	31,5X10X0,8	1	
		boot		1		443 407 309	sealing washer	90MM		1	
	443 407 309	sealing washer	90MM	1		171 407 643 A	hex. nut, self-locking	M20X1,5		1	
	171 407 643 A	hex. nut, self-locking	M20X1,5	1		113 501 327 A	concave washer (internal teeth)			1	
	113 501 327	concave washer		1		113 517 279	circlip			1	
	113 517 279	circlip	24,5X2	1		G	000 633	high temperature grease for constant velocity joints	120G	1	

Model	Year	MG	SG	Illustration	VIN No.	Update	16:12	09.02.20100		ETKA	
PA	90	4	98	REP		336					



Pos	Part Number	Name	Remarks	Qty	Model	Pos	Part Number	Name	Remarks	Qty	Model
	> 357 498 201	joint protective boot with assembly items and grease	left inner	1	air condit.: 9A; automatic: KR,9A						PB,PF,2E,RP; air condit.: PB,PF
		F 31-M-300 001>>* comprising:		1	KR,9A,2E			F 31-M-000 001>> comprising:		1	EZ,RF,1F,SB,AAZ
		boot		1				boot	inner	1	
	443 407 309	sealing washer	90MM	1							
	443 407 309	sealing washer	90MM	1			443 407 309	sealing washer	90MM	1	
	171 407 643 A	hex. nut, self-locking	M20X1,5	1			171 407 643 A	hex. nut, self-locking	M20X1,5	1	
	113 501 327	concave washer		1			113 501 327 A	concave washer (internal teeth)		1	
	113 517 279	circlip	24,5X2	1			113 517 279	circlip		1	
	G 000 633	high temperature grease for constant velocity joints	120G	1			G 000 633	high temperature grease for constant velocity joints	120G	1	
	> 357 498 201 A	joint protective boot with assembly items and grease comprising:	left inner	1	AAA						
		boot	inner	1			> 535 498 202	joint protective boot with assembly items and grease comprising:	right inner	1	KR,9A,2E; automatic: KR,9A
	443 407 309	sealing washer	90MM	1				boot		1	
	113 501 327 A	concave washer (internal teeth)		1			443 407 309	sealing washer	90MM	1	
	113 517 279	circlip	24,5X2	1			171 407 643 A	hex. nut, self-locking	M20X1,5	1	
	G 000 633	high temperature grease for constant velocity joints	120G	1			893 407 237	bolt, with polygon socket hd.	M8X48	6	
	N 904 425 01	clip	31,5X10X0,8	1			113 501 327 A	concave washer (internal teeth)		1	
	N 905 876 02	12 point socket shouldered nut self-locking	M20X1,5	1			113 517 279	circlip	24,5X2	1	
							G 000 633	high temperature grease for constant velocity joints	120G	1	
	> 191 498 202 A	joint protective boot with assembly items and grease	right inner				> 357 498 202	joint protective boot with assembly items and grease comprising:	right inner	1	AAA
		F 31-J-000 001>>		1	PB,PF,RP,1Y, AAM; automatic:			boot	right inner	1	
							443 407 309	sealing washer	90MM	1	

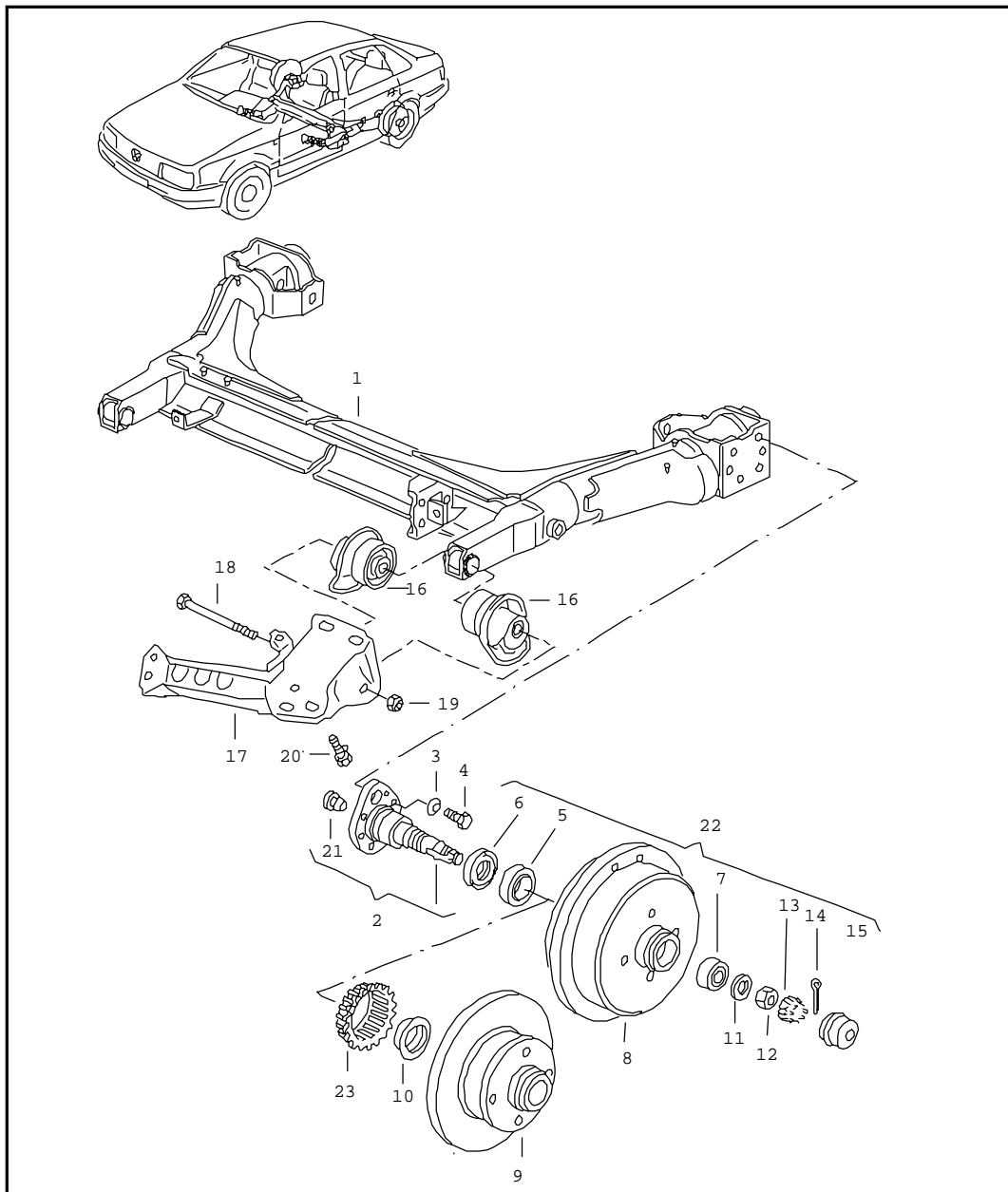
Model	Year	MG	SG	Illustration	VIN No.	Update	16:12	09.02.20100		ETKA	
PA	90	4	98	REP		336					

Pos	Part Number	Name	Remarks	Qty	Model	Pos	Part Number	Name	Remarks	Qty	Model
	113 501 327 A	concave washer (internal teeth)		1			G 000 633	high temperature grease for constant velocity joints	120G	1	
	113 517 279	circlip	24,5X2	1			> 357 498 203 B	joint protective boot with assembly items and grease comprising:	outer	2	AAA
	G 000 633	high temperature grease for constant velocity joints	120G	1				boot		1	
	N 905 876 02	12 point socket shouldered nut self-locking	M20X1,5	1			321 407 287	concave washer		1	
	> 191 498 203 C	joint protective boot with assembly items and grease F >> 31-L-400 000 comprising:	outer	2	EZ,RF,1F, RA,SB		803 407 291	retaining clip	97MM	1	
		boot	outer	1			171 407 297 C	circlip		1	
	321 407 287	concave washer		1			G 000 633	high temperature grease for constant velocity joints	120G	1	
	N 904 706 01	clip	83,5X10X1	1			N 904 866 01	retaining clip	34	1	
	171 407 297 C	circlip		1			N 904 866 01	retaining clip	34	1	
	171 407 643 A	hex. nut, self-locking	M20X1,5	1			N 905 459 01	12 point socket shouldered nut self-locking	M20X1,5	1	
	N 904 425 01	clip	31,5X10X0,8	1			> 357 498 625 A	wheel bearing with mounting parts comprising:	front	2	AAA
	G 000 603	high temperature grease	90G	1				duoble ball bearing	72MM	1	
	> 357 498 203 A	joint protective boot with assembly items and grease F 31-J-000 001>> F 31-M-000 001>> comprising:	outer	2	KR,9A,PB,PF, RP,1Y,2E,AAM EZ,RF,1F,SB, AAZ		N 011 185 9	hex. nut, self-locking	M10	1	
		boot		1			N 022 150 1	hex. nut, self-locking	M14X1,5	1	
	321 407 287	concave washer		1			N 101 126 02	screw, csk. hd.	M6X15SP	1	
	803 407 291	retaining clip	97MM	1			N 903 213 02	hex. nut, self-locking	M12X1,5	1	
	171 407 293 B	clip	31X7	1			N 903 289 01	screw, hexagonal head	M10X50	1	
	N 904 866 01	retaining clip	34	1			N 903 293 01	lock ring	72X2	1	
	171 407 297 C	circlip		1			N 905 459 01	12 point socket shouldered nut self-locking	M20X1,5	1	
	171 407 643 A	hex. nut, self-locking	M20X1,5	1			> 357 498 625 B	wheel bearing with mounting parts comprising:	front	2	1Y,AAZ,EZ,1F AAM,SB,RP,PF PB,2E,KR,9A, RA,RF



Model	Year	MG	SG	Illustration	VIN No.	Update	16:12	09.02.20100		ETKA	
PA	90	4	98	REP		336					

Pos	Part Number	Name	Remarks	Qty	Model	Pos	Part Number	Name	Remarks	Qty	Model
		duoble ball bearing	72MM	1							
	171 407 643 A	hex. nut, self-locking	M20X1,5	1							
	N 102 861 02	shouldered hex. nut, self-locking	M10	1							
	N 101 126 02	screw, csk. hd.	M6X15SP	1							
	N 903 213 02	hex. nut, self-locking	M12X1,5	1							
	N 903 213 02	hex. nut, self-locking	M12X1,5	1							
	N 903 237 04	shouldered hex. nut, self-locking	M12X1,5	2							
	N 903 289 01	screw, hexagonal head	M10X50	1							
	N 903 293 01	lock ring	72X2	2							
		molypaste, lubricating paste, white	3G	1							

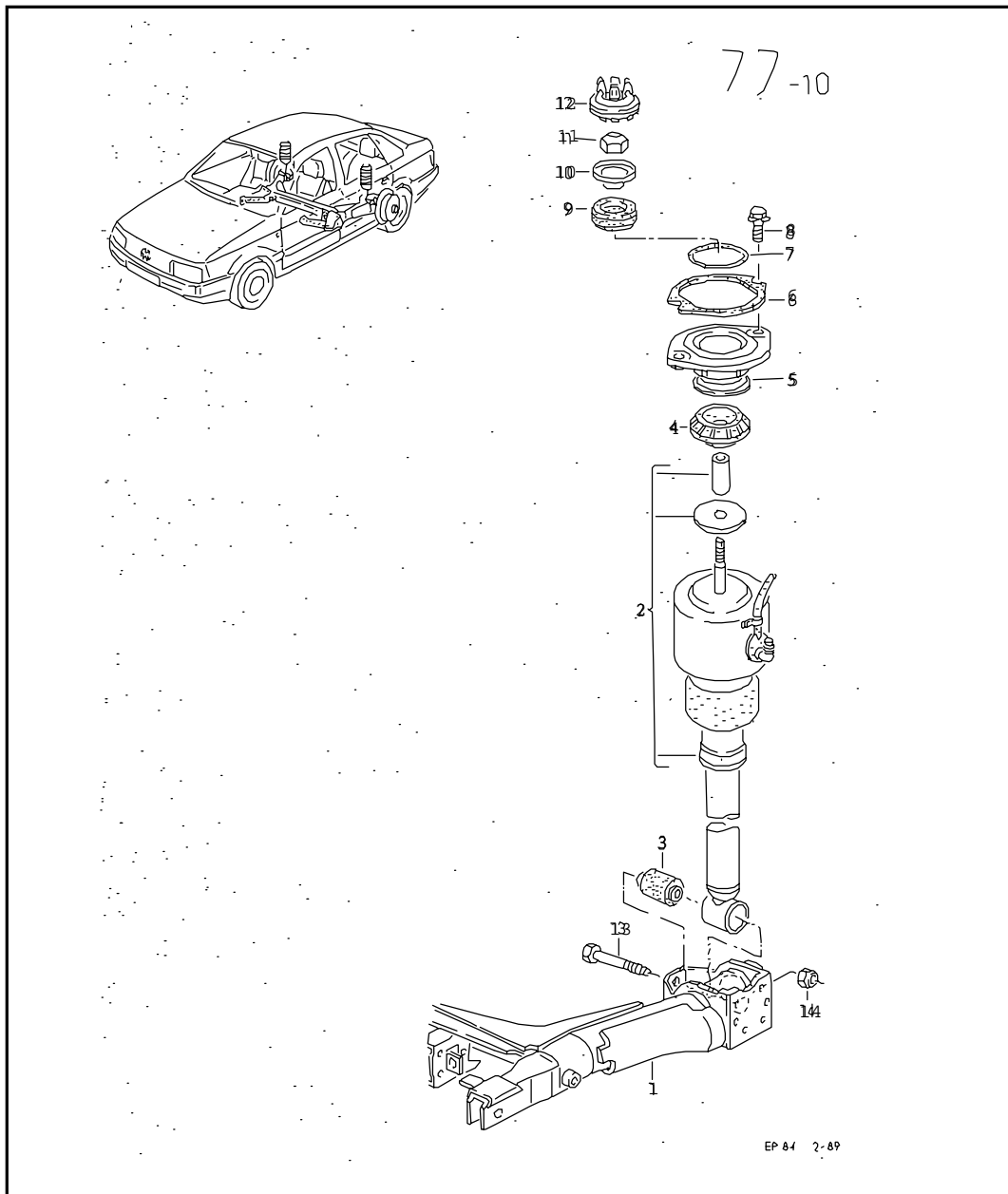
Model	Year	MG	SG	Illustration	VIN No.	Update	16:40	09.02.20100		ETKA	
PA	90	5	00	77-00		336					



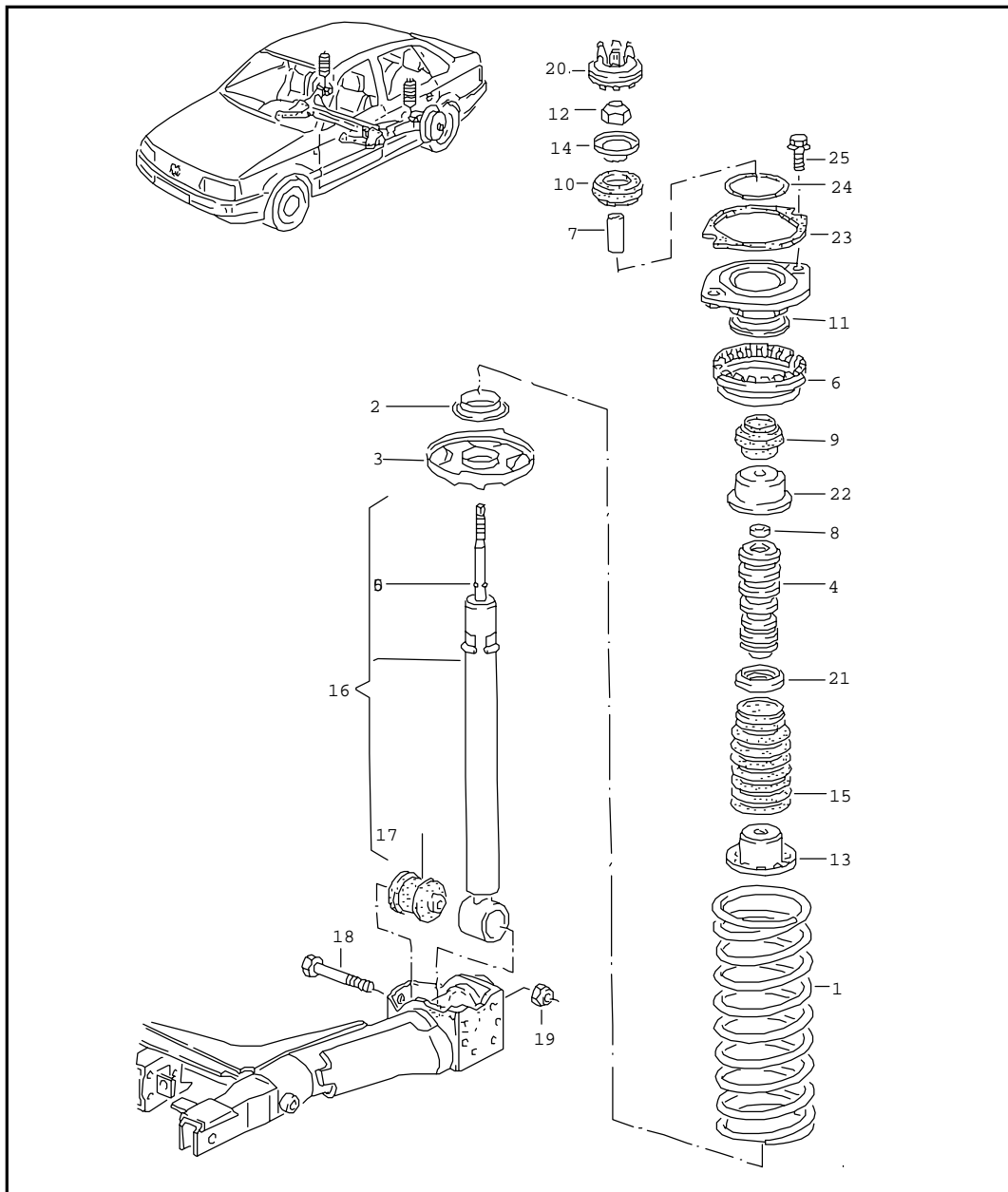
Pos	Part Number	Name	Remarks	Qty	Model
1	333 500 051	rear axle beam with attachment parts rear axle beam for vehicles with drum brakes	also use: LH0 609 734	1	notchback: EZ,RF,1F, AAM,
(1)	333 500 051 A	rear axle beam with stabilizer for vehicles with drum brakes	heavy-duty also use: LH0 609 734	1	notchback: RP,RA,SB,1Y, AAZ; squareback: EZ,RF,RP,1F, RA,SB,1Y, AAZ,AAM;
(1)	333 500 051 A	rear axle beam with stabilizer for vehicles with disc brakes	also use: LH0 609 734	2	notchback/ automatic: EZ,RF,1F PB,PF,2E
(1)	333 500 051 B	rear axle beam with stabilizer for vehicles with disc brakes	also use: LH0 609 734	1	KR,9A,AAA
-	871 511 423	rubber mounting for vehicles with rear stabilizer for:	333 500 051 A 333 500 051 B	2	
2	333 501 117	stub axle for vehicles with disc brakes for vehicles with anti-locking brake system -abs-	left	1	

Model	Year	MG	SG	Illustration	VIN No.	Update	16:40	09.02.20100		ETKA	
PA	90	5	00	77-00		336					



Pos	Part Number	Name	Remarks	Qty	Model	Pos	Part Number	Name	Remarks	Qty	Model
(2)	333 501 118	stub axle for vehicles with disc brakes for vehicles with anti-locking brake system -abs-	right	1		17	357 501 544 A	bracket	left	1	
(2)	357 501 117	stub axle for vehicles with drum brakes		2		(17)	357 501 546	bracket	right	1	
(2)	333 501 117 A	stub axle for vehicles with drum brakes for vehicles with anti-locking brake system -abs-	left	1		18	N 903 545 01	screw, hexagonal head	BM12X1,5X132	2	
(2)	333 501 118 A	stub axle for vehicles with drum brakes for vehicles with anti-locking brake system -abs-	right	1		19	N 903 237 03	shouldered hex. nut, self-locking	M12X1,5	2	
3	321 501 119 A	concave washer		12		20	N 100 400 03	bolt, hex. hd. with shoulder	M10X26	8	
4	N 905 068 01	screw, hexagonal head	M10X32	12		21	191 501 159	plug		2	
5	* 311 405 625 E	taper roller bearing	29X50,29X14,73 inner	2		22	191 598 625	wheel bearing with mounting parts for vehicles with drum brakes for vehicles with disc brakes	rear	2	
6	* 357 501 641 B	oil seal		2		23	191 614 149	rotor for speed sensor		2	
7	* 311 405 645	taper roller bearing	39MM	2			4/88 7/91 EOT	rear			
8	191 501 615 A	brake drum	200X40 - 4/100	2							
(8)	357 501 615	brake drum	230X40 - 4/100	2							
9	357 615 601	brake disc	226X10 4/100	2							
(9)	357 615 601 B	brake disc	226X10 5/100	2	AAA						
10	357 501 639	cover for vehicles with disc brakes		2							
11	311 405 661	washer		2							
12	N 011 167 1	hex. nut	M16X1	2							
13	* 803 501 221	locking ring		2							
14	* N 012 536 1	split pin	4X30	2							
15	* 823 501 249	cap		2							
16	3A0 501 541	bonded rubber mounting		4							





Pos	Part Number	Name	Remarks	Qty	Model
		self levelling system			
1	333 500 051 D	rear axle beam with stabilizer		1	
-	333 511 423	rubber mounting for vehicles with rear stabilizer		1	
2	333 616 019 A	air spring damper with sensor	MONROE also use: 357 907 553	2 1	
4	357 512 333 A	bearing ring	lower	2	
5	357 512 107 A	concave washer	upper	2	
6	357 512 183	gasket		2	
7	N 901 266 02	sealing washer	60X5	2	
8	N 902 961 01	bolt, hex. hd. with shoulder	M8X16	4	
9	321 512 335	bearing ring	upper	2	
10	357 513 279 B	seat		2	
11	N 022 144 2	hex. nut, self-locking	M10X1	2	
12	357 512 089	cap		2	
13	N 102 078 01	screw, hexagonal head	M12X1,5X78	2	
14	N 022 141 4	hex. nut, self-locking	VM12X1,5	2	





Pos	Part Number	Name	Remarks	Qty	Model
		suspension	rear		
(1)	333 511 105	coil spring 1 paint mark 1 paint mark	blue white	2	squareback: CL
(1)	333 511 105 A	coil spring 1 paint mark 2 paint marks	blue white	2	squareback: GL,GT
(1)	333 511 105 A	coil spring for increased ground clear.: 1 paint mark 2 paint marks	20MM blue white	2	squareback
1	357 511 115	coil spring 1 paint mark 1 paint mark	blue yellow	2	notchback: CL
(1)	357 511 115 A	coil spring 1 paint mark 2 paint marks	blue yellow	2	notchback: GL,GT;
(1)	357 511 115 A	coil spring for increased ground clear.: 1 paint mark 2 paint marks	20MM blue yellow	2	notchback
(1)	357 511 115 A	coil spring for vehicles with trailers 1 paint mark 2 paint marks	blue yellow	2	notchback
2	321 512 109	packing		2	
3	321 512 103 C	concave washer	lower	2	
4	357 512 131	rubber stop	H=155	2	notchback
(4)	333 512 131 B	rubber stop	H=84	2	squareback
5	823 512 097	circlip		2	
6	357 512 149 A	spring plate	upper	2	notchback
6	357 512 149 A	spring plate	upper	2	notchback
(6)	333 512 149 B	spring plate	upper	2	squareback
(6)	333 512 149 B	spring plate for increased ground clear.:	upper 20MM	2	
7	321 512 117	spacer tube		2	
8	191 512 119	ring		2	

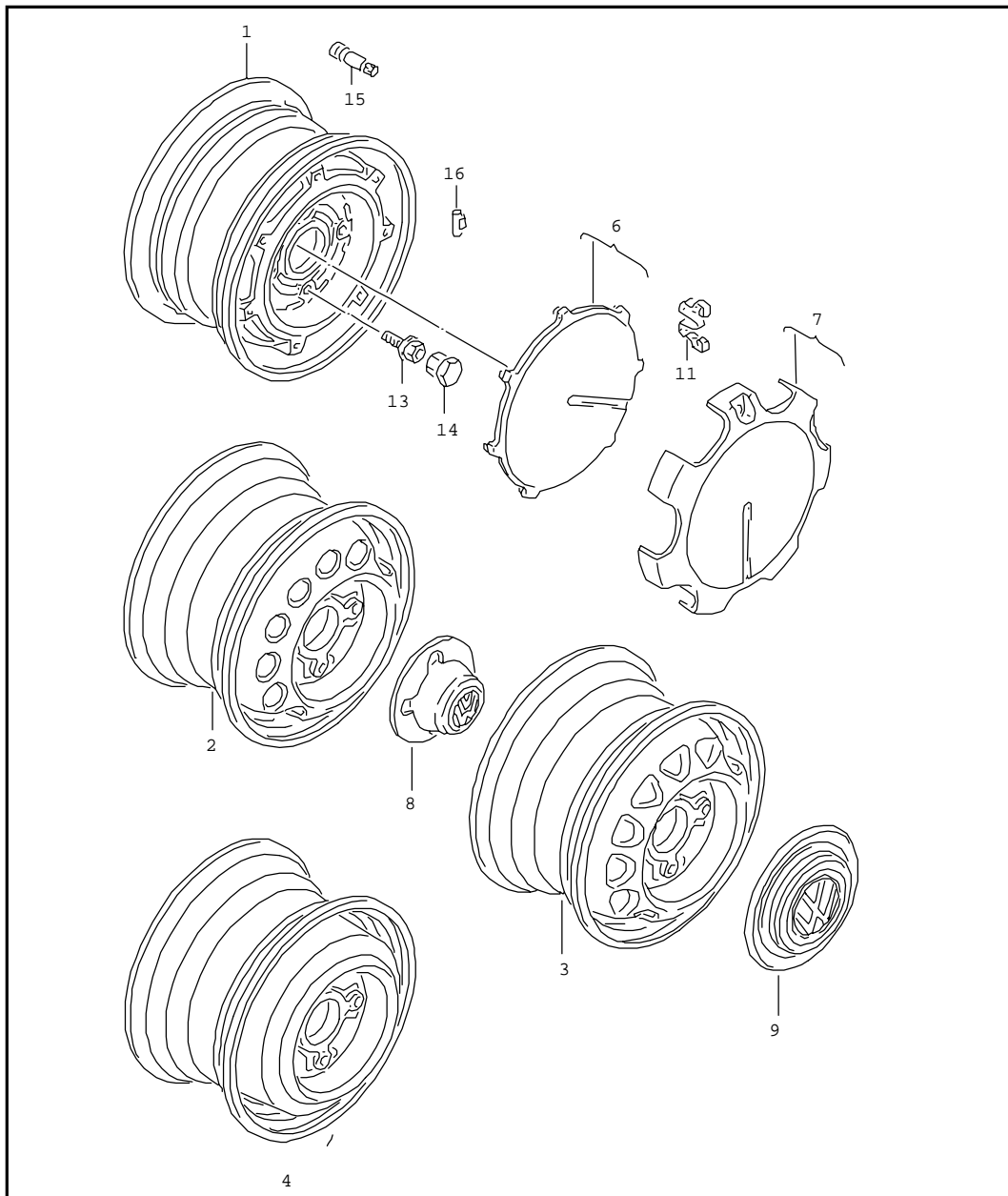
Model	Year	MG	SG	Illustration	VIN No.	Update	16:41	09.02.20100		ETKA	
PA	90	5	11	78-00		336					

Pos	Part Number	Name	Remarks	Qty	Model	Pos	Part Number	Name	Remarks	Qty	Model
9	357 512 333	bearing ring	lower	2	1Y,AAZ,EZ,1F AAM,SB,RP,PF ABS,PB,2E,KR 9A,RA,RF	(22)	333 512 147 D	retainer mounting for rubber stop	66X38	2	squareback
(9)	357 512 333 C	bearing ring	lower	2	AAA	(22)	333 512 147 D	retainer mounting for rubber stop for increased ground clear.:	20MM	2	
10	321 512 335	bearing ring	upper	2	1Y,AAZ,EZ,1F AAM,SB,RP,PF ABS,PB,2E,KR 9A,RA,RF	23	357 512 183	gasket		2	
(10)	357 512 335 B	bearing ring	upper	2	AAA	24	N 901 266 02	sealing washer	60X5	2	
11	357 512 107 A	concave washer	upper	2		25	N 902 961 01	bolt, hex. hd. with shoulder	M8X16	4	
12	N 022 144 2	hex. nut, self-locking	M10X1	2		-	357 698 501	self-levelling system for service install. (pneumatic) (one side)	BOGE	2	
13	333 513 269	protective cap		2							
14	357 513 279 B	seat		2							
15	357 513 425	bellows	106MM	2	notchback						
(15)	333 513 425	bellows	170MM	2	squareback						
(15)	333 513 425	bellows for increased ground clear.:	170MM 20MM	2							
16	357 513 031	shock absorber		2	notchback: EZ,RF,RP,RA, SB,1F,1Y, AAM,AAZ,ABS						
(16)	357 513 031 S	shock absorber		2	notchback: KR,PF,PB,9A, 2E; squareback						
(16)	357 513 031 B	shock absorber for increased ground clear.:	heavy-duty 20MM	2							
(16)	357 513 033 A	shock absorber		2	AAA						
18	N 102 078 01	screw, hexagonal head	M12X1,5X78	2							
19	N 022 141 4	hex. nut, self-locking	VM12X1,5	2							
20	357 512 089	cap		2							
21	333 512 143 A	ring	41X56X8	2							
22	357 512 147	retainer mounting for rubber stop	T=22	2	notchback						



Model	Year	MG	SG	Illustration	VIN No.	Update	16:12	09.02.20100		ETKA	
PA	90	5	98	REP		336					

Pos	Part Number	Name	Remarks	Qty	Model
>	191 598 625	wheel bearing with mounting parts comprising:	rear	2	
	311 405 625 E	taper roller bearing	29X50, 29X14, 73	1	
	311 405 645	taper roller bearing	39MM	1	
	803 501 221	locking ring		1	
	823 501 249	cap		1	
	357 501 641 B	oil seal		1	
N	012 536 1	split pin	4X30	1	



Model	Year	MG	SG	Illustration	VIN No.	Update	16:41	09.02.20100		ETKA	
PA	90	6	01	79-00		336					

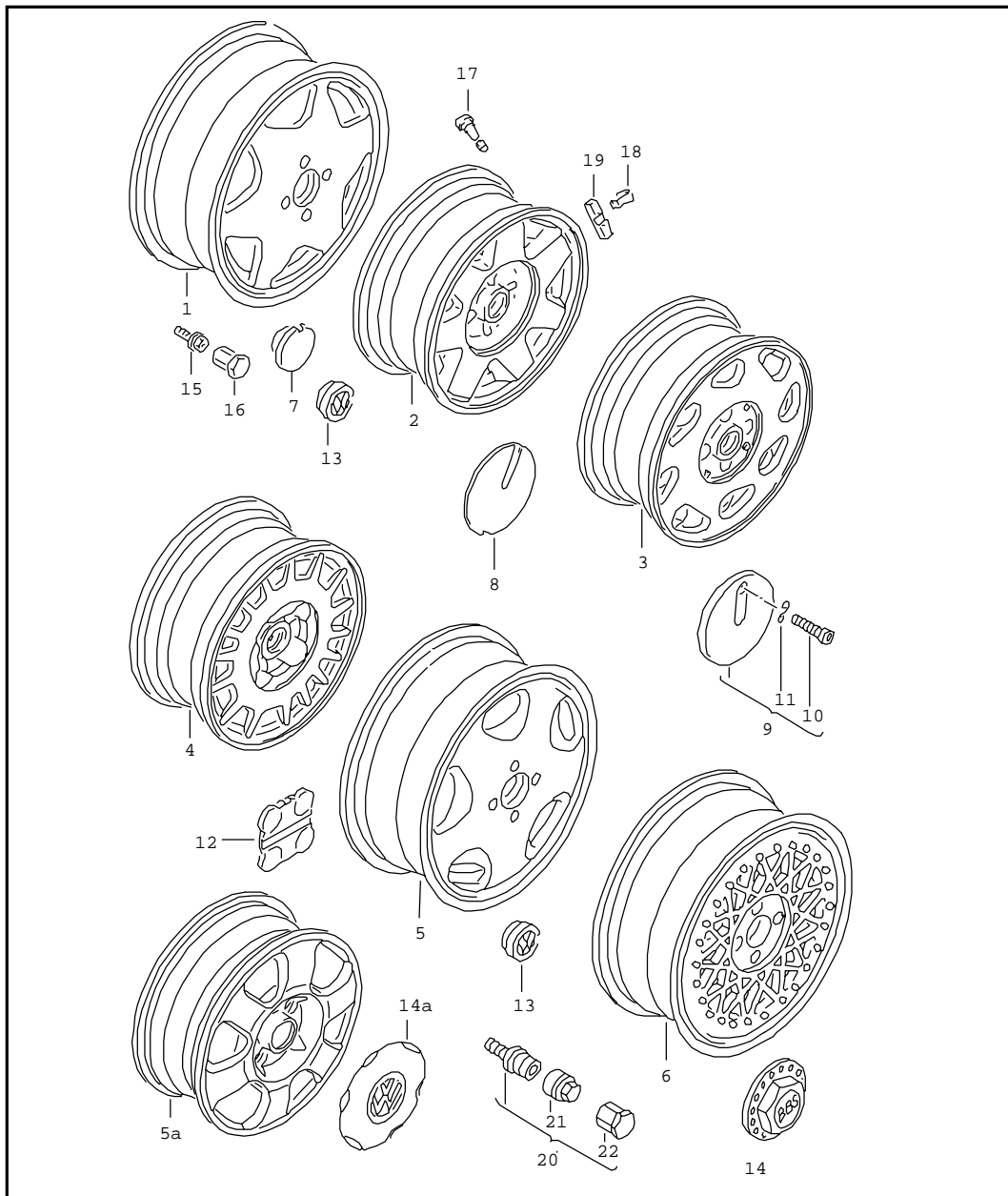


Pos	Part Number	Name	Remarks	Qty	Model
		wheel disc 'steel'			
1	357 601 025	wheel disc 'steel' chrome colored F >> 31-LE400 000	5,5JX14H2 ET38 4/100	4	notchback CL >>55KW
(1)	357 601 025 Q	wheel disc 'steel' chrome colored	6 JX14H2 ET38 4/100 diesel eng.:	4	STUFENHECK: CL, CL 50KW>>; VARIANT:CL
(1)	357 601 025 AC	wheel disc 'steel' rally black	6 JX14H2 ET38 4/100	4	STUFENHECK: GL VARIANT: GL
3	357 601 025 M	wheel disc 'steel' chrome colored for winter tires	6 JX15H2 ET35 4/100	4	16V
(3)	3A0 601 027	wheel disc 'steel' chrome colored for winter tires	6 JX15H2 ET35 5/100	1	VR6
4	357 601 025 D	wheel disc 'steel' (temporary spare wheel)	3,5JX14H2 ET45 4/100	1	
(4)	535 601 025 A	wheel disc 'steel' (temporary spare wheel)	3,5JX15H2 ET40 4/100	1	
(4)	1H0 601 025 H	wheel disc 'steel' (temporary spare wheel)	3,5JX15H2 ET38 5/100	1	VR6
6	357 601 149	wheel cap	270MM		
	4/88 7/91 V7L	chrome colored metallic for wheel disc:	357 601 025/A	4	
(6)	357 601 149 D	wheel cap	177MM		
	4/88 7/91 V7L	chrome colored metallic for wheel disc:	357 601 025 M	4	
7	357 601 147 A	wheel cap	345MM		
	4/88 7/91 V7L	chrome colored metallic for wheel disc:	357 601 025 AC	4	
8	871 601 171	wheel cap black	142MM	4	
		for wheel disc:	357 601 025 M		
11	357 601 175 A	retaining clip		X	
		for wheel trim:	357 601 147 A		



Model	Year	MG	SG	Illustration	VIN No.	Update	16:41	09.02.20100		ETKA	
PA	90	6	01	79-00		336					

Pos	Part Number	Name	Remarks	Qty	Model	Pos	Part Number	Name	Remarks	Qty	Model
(11)	357 601 175	retaining clip for wheel trim:	357 601 149	X							
13	3A0 601 139	wheel bolt	M12X1,5X23,5	16							
(13)	431 601 139 A	wheel bolt	M14X1,5X27	20	VR6						
14	321 601 173 A	cap - wheel bolt	16,7X18MB	16							
15	839 601 361	rubber valve		4							
16	111 601 178	balance weight with retaining spring	10G- 3/8 OZ.	X							
(16)	111 601 179	balance weight with retaining spring	15G- 9/16OZ.	X							
(16)	111 601 181	balance weight with retaining spring	20G- 3/4 OZ.	X							
(16)	111 601 182	balance weight with retaining spring	30G- 1 OZ.	X							
(16)	111 601 183	balance weight with retaining spring	40G- 1 3/8 OZ.	X							
(16)	111 601 184	balance weight with retaining spring	50G- 1 3/4 OZ.	X							
(16)	111 601 185	balance weight with retaining spring	60G- 2 OZ.	X							
(16)	111 601 186	balance weight with retaining spring	70G- 2 1/2 OZ.	X							
(16)	111 601 187	balance weight with retaining spring	80G- 3 OZ.	X							
(16)	111 601 188	balance weight with retaining spring	90G- 3 1/4 OZ.	X							



Model	Year	MG	SG	Illustration	VIN No.	Update	16:41	09.02.20100		ETKA	
PA	90	6	01	79-10		336					

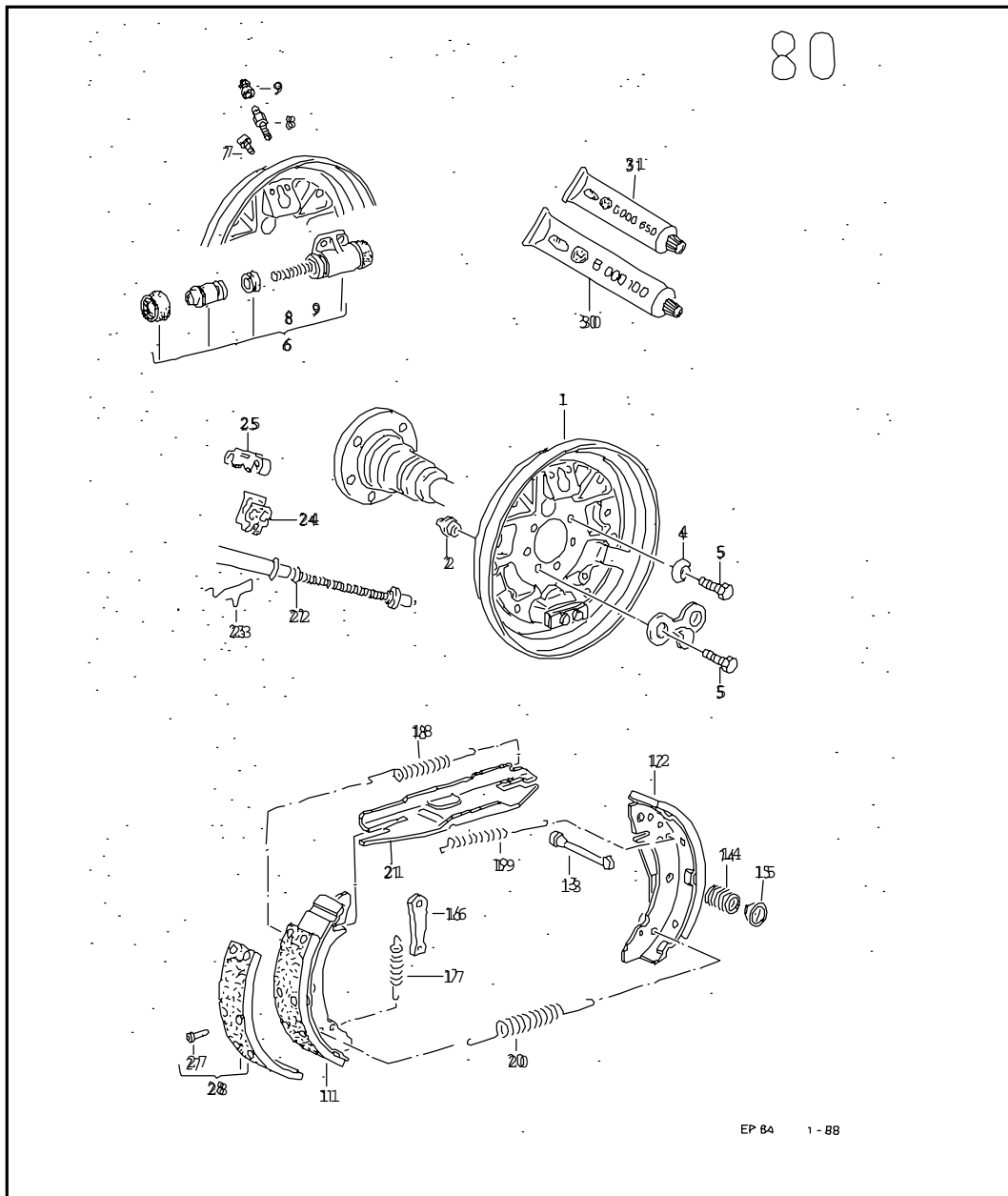


Pos	Part Number	Name	Remarks	Qty	Model
1	191 601 025 F	wheel disc 'alum'	6 JX14H2 ET38		
		= LE CASTELLET =	4/100		
	4/88 7/90 091	chrome colored		4	
(1)	357 601 025 G	wheel disc 'alum'	6 JX15H2 ET35	4	
		= LE CASTELLET =	4/100		
		chrome colored			
2	357 601 025 C	wheel disc 'alum'	6 JX14H2 ET38		
		= ZANDVOORT =	4/100		
	4/88 7/91 091	chrome colored		4	
(2)	191 601 025 P	wheel disc 'alum'	6 JX14H2 ET38		
		= ZANDVOORT =	4/100		
		glossy			
	6/91 7/91 V7G	aero grey metallic		4	"TREND"
3	321 601 025 N	wheel disc 'alum'	6 JX14H2 ET38		
		= SILVERSTONE =	4/100		
	4/88 7/91 V7G	aero grey metallic		4	
-	357 601 025 E	wheel disc 'alum'	6 JX14H2 ET38	4	
	8/88 3/90 091	chrome colored			
4	535 601 025 F	wheel disc 'alum'	6 JX15H2 ET35	4	
		- SEBRING -			
	9/88 7/91 091	chrome colored			
5	191 601 025 AD	wheel disc 'alum'	6 JX15H2 ET35	4	
		= ESTORIL =			
	5/90 7/91 V7G	aero grey metallic			
(5)	357 601 025 H	wheel disc 'alum'	6 JX15H2 ET35		VR6
		= ESTORIL =	5/100		
		(OBERFLAECHE GLANZGEDREHT)			
	6/91 7/91 091	chrome colored		4	
6	191 601 025 R	wheel disc 'alum'	6,5JX15H2 ET33		
		= bbs / multi part =	4/100		
	8/90 7/91 AEV	chrome colored		4	EDITION ONE
7	191 601 169	wheel cap	61MM	4	
		chrome colored metallic			
		for wheel disc:	191 601 025 F		
			(091)		



Model	Year	MG	SG	Illustration	VIN No.	Update	16:41	09.02.20100		ETKA	
PA	90	6	01	79-10		336					

Pos	Part Number	Name	Remarks	Qty	Model	Pos	Part Number	Name	Remarks	Qty	Model
8	357 601 149 A	wheel cap	168MM			(19)	255 601 181	balance weight	20G- 3/4 OZ.	X	
	4/88 7/91 V7L	chrome colored metallic for wheel disc:	357 601 025 C	4		(19)	255 601 182	balance weight	30G- 1 OZ.	X	
(8)	191 601 149 F	wheel cap glossy for wheel disc:	191 601 025 P	4		(19)	255 601 183	balance weight	40G- 1 3/8 OZ.	X	
9	321 601 149 A	wheel cap chrome colored for wheel disc:	321 601 025 N	4		(19)	255 601 184	balance weight	50G- 1 3/4 OZ.	X	
10	N 903 216 02	bolt, with polygon socket hd. for wheel cap:	321 601 149 A	4		20	535 698 137	set of wheel bolts lockable for wheel disc:	M12X1,5X23,5 STOBA 4/100	1	
11	321 601 160	lock washer for wheel cap:	321 601 149 A	4		21	535 601 209	adapter wheel bolt, lockable		X	
-	321 012 256	angled screwdriver for wheel cap:	321 601 149 A	1			8/89 7/91 000	code key0		
12	535 601 149	wheel cap	132MM				8/89 7/91 001	code key1		
	9/88 7/91 091	chrome colored for wheel disc:	535 601 025 B				8/89 7/91 002	code key2		
14	191 601 149 K	wheel cap	BBS	4			8/89 7/91 003	code key3		
	8/90 7/91 AEV	chrome colored for wheel disc:	191 601 025 R	4			8/89 7/91 004	code key4		
13	321 601 171 C	wheel cap for wheel disc:	191 601 025 AD 357 601 025 G 357 601 025 H (091) 357 601 025 E	4			8/89 7/91 005	code key5		
15	3A0 601 139	wheel bolt	M12X1,5X23,5	16			8/89 7/91 006	code key6		
(15)	431 601 139 A	wheel bolt	M14X1,5X27	20	VR6		8/89 7/91 007	code key7		
(16)	867 601 173	cap - wheel bolt for wheel disc:	16,7X31MB 191 601 025 F (091)	16			8/89 7/91 008	code key8		
17	839 601 361	rubber valve		4			8/89 7/91 009	code key9		
(17)	191 601 379	metal valve for wheel disc:	4X38,5 191 601 025 R	4		(22)	535 601 173 B	cap - wheel bolt only for:	20,1X18MB 535 698 137	4	
18	255 601 180	spring		X		22	535 601 173	cap - wheel bolt for: wheel bolt, lockable	20,1X31MB	X	
19	255 601 179	balance weight	10G- 3/8 OZ.	X							



Model	Year	MG	SG	Illustration	VIN No.	Update	16:42	09.02.20100		ETKA	
PA	90	6	09	80-00		336					

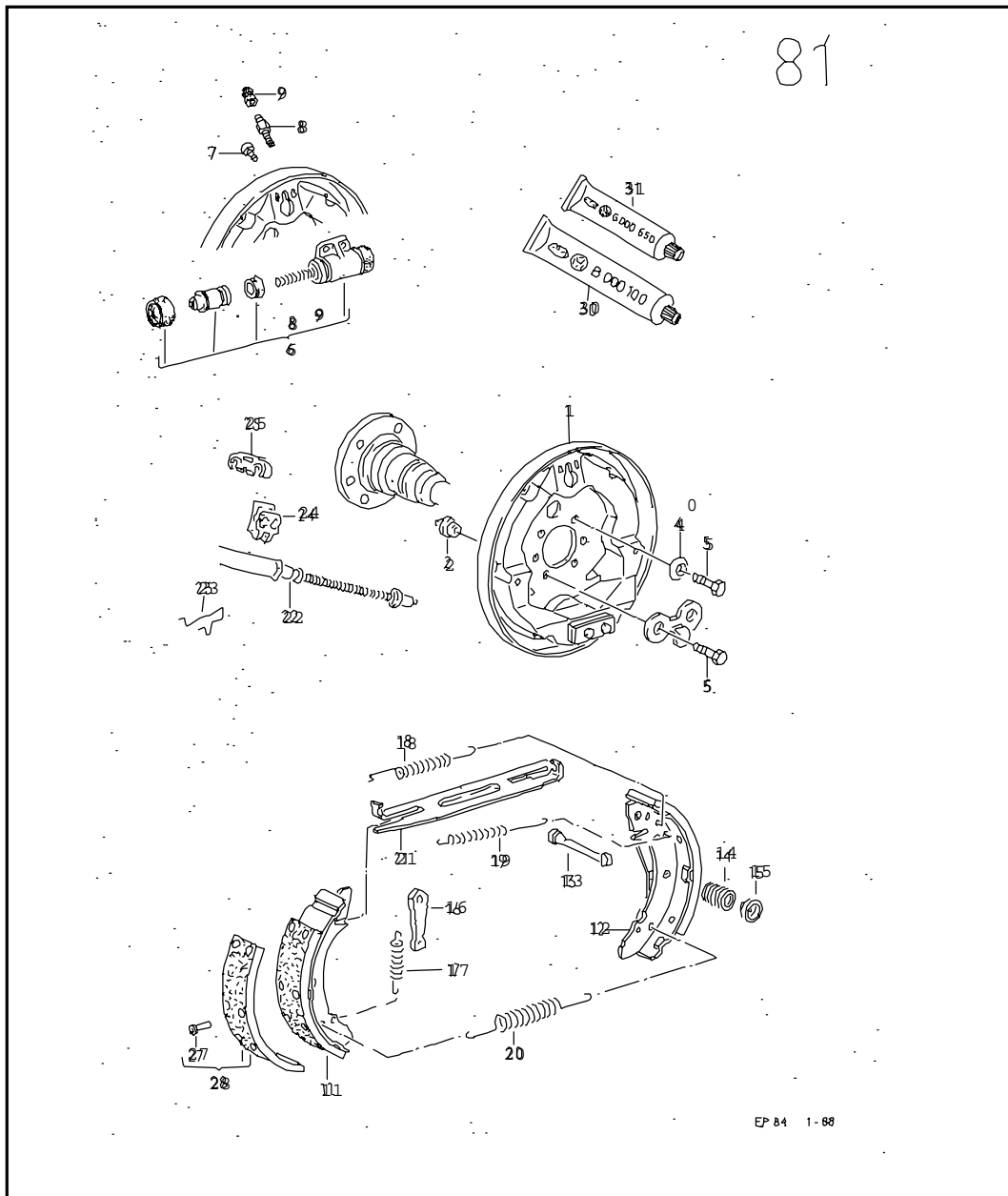


Pos	Part Number	Name	Remarks	Qty	Model
		drum brakes back plate wheel brake cylinder brake shoe with lining brake cable F	rear 200X40X5,0 >> 31-L-085 000*		notchback: EZ,RF,1F
1	357 609 425	back plate	left	1	
(1)	357 609 426	back plate	right	1	
2	171 609 163	plug	12X2MM	2	
4	321 501 119 A	concave washer		12	
5	N 903 698 01	screw, hexagonal head	M10X24,5	12	
6	861 611 053	wheel brake cylinder	19,05 FAG	2	
7	N 014 750 6	bolt, with hex. socket hd.	M6X10	4	
8	113 611 475	bleeder valve		2	
9	211 611 483	dust cap		2	
11	>1H0 609 525	brake shoe with lining	left	1	
(11)	>1H0 609 526	brake shoe with lining	right	1	
12	>1H0 609 527	brake shoe with lining and brake lever	left	1	
(12)	>1H0 609 528	brake shoe with lining and brake lever	right	1	
-	#357 698 525 X	1 set of brake shoes with linings	200X40	1	
-	#1H0 698 525 V	1 set of brake shoes with linings	200X40	1	
13	331 609 579	pin	40MM	4	
14	171 609 583 A	pressure spring		4	
14	171 609 583 A	pressure spring		4	
15	171 609 709	concave washer		4	
16	171 609 705	adjustment wedge		2	
17	171 609 715	tension spring		2	
18	357 609 707 A	tension spring		2	



Model	Year	MG	SG	Illustration	VIN No.	Update	16:42	09.02.20100		ETKA	
PA	90	6	09	80-00		336					

Pos	Part Number	Name	Remarks	Qty	Model	Pos	Part Number	Name	Remarks	Qty	Model
19	357 609 711 A	tension spring	left upper	1							
(19)	357 609 712 A	tension spring	right upper	1							
20	171 609 717	tension spring	lower	2							
21	357 609 819	push rod	left	1							
(21)	357 609 820	push rod	right	1							
22	357 609 721	brake cable		2							
23	357 609 639	bracket for brake cable		2							
24	357 609 734 A	clip		2							
25	811 611 797	bracket	2 point	X							
27	* N 013 633 1	rivet	C4X8	40							
28	811 698 071	1 set of brake linings	200X40X5,0	1							
-	1H0 698 545	1 set of securing parts for brake shoes		1	1H0 191						
30	B 000 100	brake cylinder paste	180G	X							
31	G 000 650	lubricating paste	100G	X							



Model	Year	MG	SG	Illustration	VIN No.	Update	16:42	09.02.20100		ETKA	
PA	90	6	09	81-00		336					

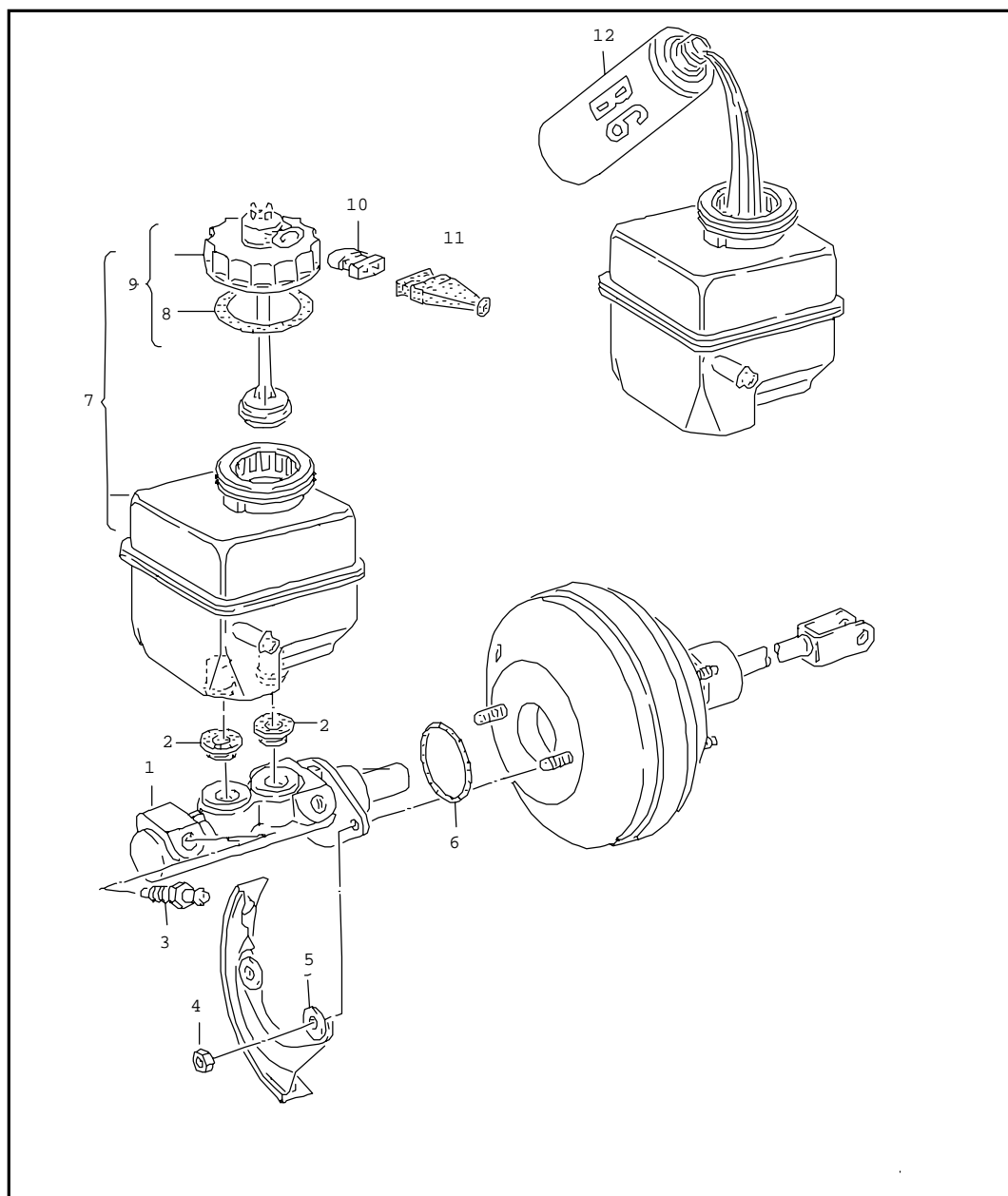


Pos	Part Number	Name	Remarks	Qty	Model
		drum brakes back plate wheel brake cylinder brake shoe with lining brake cable	rear 230X40X5,0		squareback EZ,RF,1F,RA, RP,SB,1Y,AAM AAZ notchback RP,RA,SB,1Y, AAM,AAZ notchback EZ,RF,1F
1	357 609 425 A	back plate for vehicles with self-adjusting drum brakes for anti-lock.brake syst.-abs- F >> 31-M-280 000	left 250MM	1	
(1)	357 609 425 B	back plate F >> 31-M-280 000	left 250MM	1	
(1)	357 609 425 C	back plate for anti-lock.brake syst.-abs- F 31-M-280 001>>*	left 300MM	1	
(1)	357 609 425 D	back plate F 31-M-280 001>>*	left 300MM	1	
(1)	357 609 426 A	back plate for vehicles with self-adjusting drum brakes for anti-lock.brake syst.-abs- F >> 31-M-280 000	right 250MM	1	
(1)	357 609 426 B	back plate F >> 31-M-280 000	right 250MM	1	
(1)	357 609 426 C	back plate for anti-lock.brake syst.-abs- F 31-M-280 001>>* =OHNE TILGERGEWICHT=	right 300MM	1	
(1)	357 609 426 D	back plate F 31-M-280 001>>*	right 300MM	1	
2	171 609 163	plug	12X2MM	2	
4	321 501 119 A	concave washer		12	
5	N 903 698 01	screw, hexagonal head	M10X24,5	12	
6	3A0 611 053	wheel brake cylinder	20,64	FAG	2
7	N 014 750 6	bolt, with hex. socket hd.	M6X10	4	
8	113 611 475	bleeder valve		2	

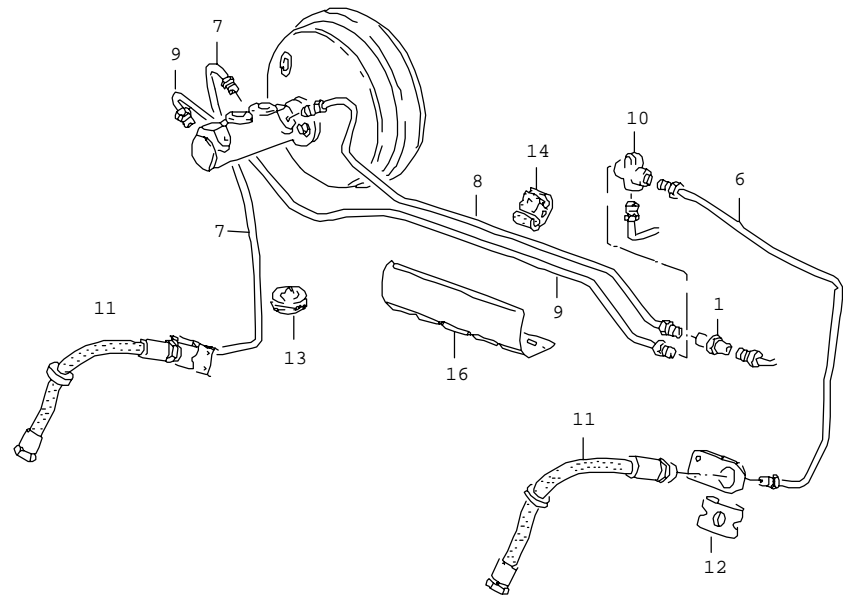
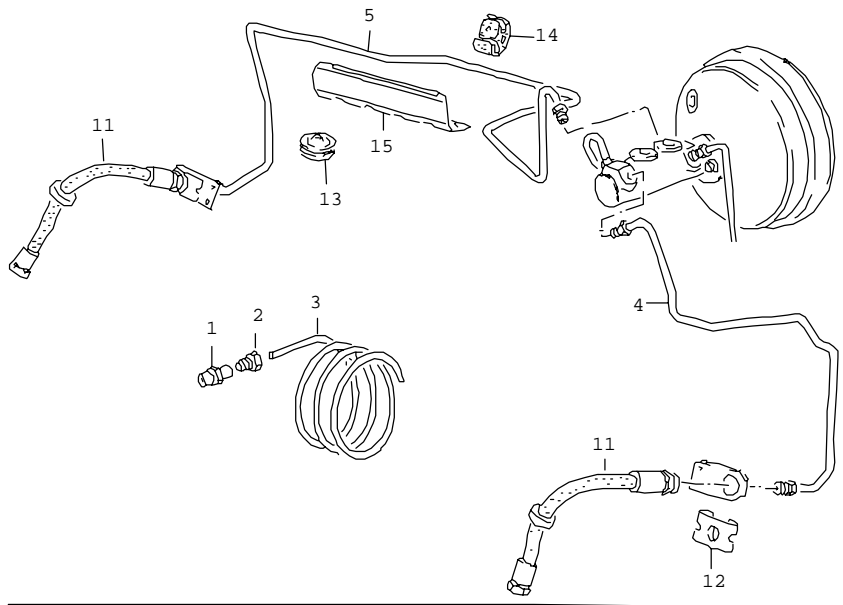
Model	Year	MG	SG	Illustration	VIN No.	Update	16:42	09.02.20100		ETKA	
PA	90	6	09	81-00		336					

Pos	Part Number	Name	Remarks	Qty	Model	Pos	Part Number	Name	Remarks	Qty	Model
9	211 611 483	dust cap		2		25	811 611 797	bracket	2 point	X	
11	>357 609 525 C	brake shoe with lining and adjustment wedge	left	1		27	* N 013 633 1	rivet	C4X8	40	
(11)	>357 609 526 C	brake shoe with lining and adjustment wedge	right	1		28	443 698 071	1 set of brake linings	230X40X5,0	1	
12	>357 609 527 E	brake shoe with lining and brake lever	left	1		-	3A0 698 545	1 set of securing parts for brake shoes F 31-M-280 001>> F >> 31-M-280 000 also use:	230X40MM	1	
(12)	>357 609 528 E	brake shoe with lining and brake lever	right	1		30	B 000 100	brake cylinder paste	180G	X	
-	#443 698 525 BX	1 set of brake shoes with linings F >> 31-M-280 000	230X40	1		31	G 000 650	lubricating paste	100G	X	
-	#357 698 525 CX	1 set of brake shoes with linings F 31-M-280 001>>	230X40	1							
-	#357 698 525 CV	1 set of brake shoes with linings F 31-M-006 001>>*	230X40	1							
13	431 609 579	pin F >> 31-M-280 000	29MM	4							
(13)	* 331 609 579	pin F 31-M-280 001>>*	40MM	4							
14	* 171 609 583 A	pressure spring		4							
15	* 171 609 709	concave washer		4							
16	* 171 609 705	adjustment wedge		2							
17	* 431 609 715	tension spring		2							
18	* 357 609 711 B	tension spring	upper	2							
19	* 357 609 707 B	tension spring		2							
20	* 171 609 717	tension spring	lower	2							
21	357 609 819 A	push rod	left	1							
(21)	357 609 820 A	push rod	right	1							
22	357 609 721	brake cable		2							
23	357 609 639	bracket for brake cable		2							
24	357 609 734 A	clip		2							



Model	Year	MG	SG	Illustration	VIN No.	Update	16:42	09.02.20100		ETKA	
PA	90	6	11	82-00		336					





Pos	Part Number	Name	Remarks	Qty	Model
		brake master cylinder reservoir			
1	357 611 019	tandem master cylinder	20,64X16/18	1	
(1)	1H1 611 019 B	tandem master cylinder	22,20X16/18	1	KR, PB, PF, PG, RP, 9A, RA, 2E
2	357 611 817	plug	12/22	2	
3	357 615 273	bleeder valve	M10X1	1	rhd
4	N 900 744 01	hex. nut, self-locking	M8	2	
5	357 612 163	heat protection plate		1	lhd
6	357 611 243	gasket between brake servo and tandem master cylinder	41,5X2,5	1	
7	1H1 611 301 A	reservoir		1	lhd
(7)	358 611 301	reservoir for vehicles with hydraulic clutch operation		1	rhd
(7)	358 611 301 A	reservoir		1	rhd
8	893 611 347	sealing washer		1	
9	357 611 349	cap for reservoir with fluid level sender	60MM	1	lhd
(9)	358 611 349	cap for reservoir with fluid level sender	83MM	1	rhd
10	443 906 231	terminal pin housing	2 pin	1	
11	447 919 141	protective cap terminal pin housing	2 pin	1	
12	B 000 600 A1	brake fluid	0.25ltr.	X	
12	B 000 600 A1	brake fluid	0.25ltr.	X	
(12)	B 000 600 A3	brake fluid	1ltr.	X	
(12)	B 000 600 A6	brake fluid	10ltr.	X	

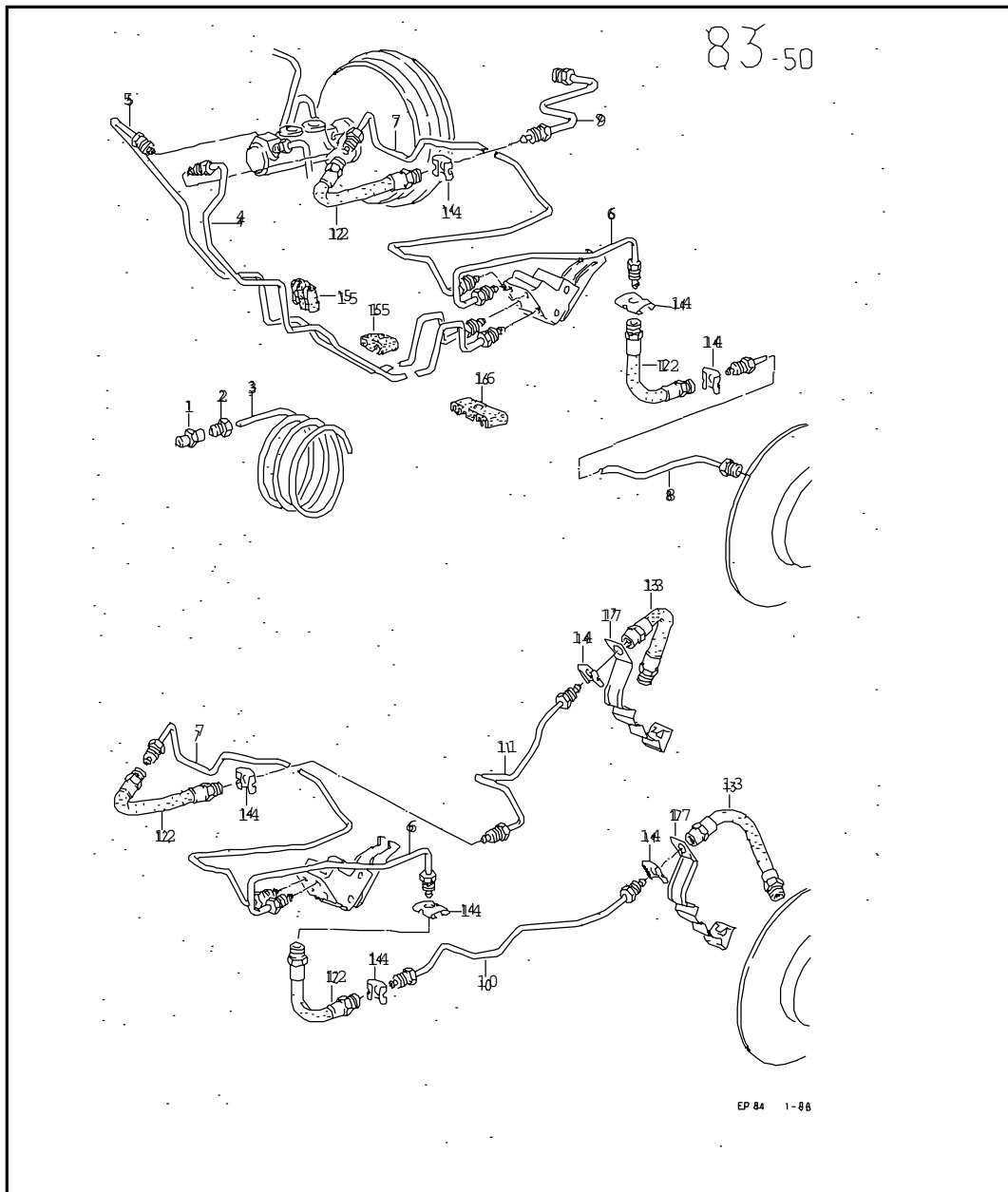


Pos	Part Number	Name	Remarks	Qty	Model
		brake line brake hose	front		
		for vehicles with anti-locking brake system see illustration:	87-10		
1	411 611 789	connecting piece	M10X1	X	
2	113 611 731	union nut	M10X1/5 SW11	X	
3	111 611 998	brake line in rolls of 5m 'order unit 5'	4,75X0,7	*	
4		shorten to:	880MM	lhd	1
5		shorten to:	1417MM	lhd	1
6		shorten to:	605MM	rhd	1
7		shorten to:	548MM	rhd	1
8		shorten to:	790MM	rhd	1
9		shorten to:	915MM	rhd	1
10	803 611 755	distributor for brake line	3 point	rhd	1
11	535 611 701	brake hose	M10X1X350		2
12	171 611 715	bracket for hose			4
13	803 611 751	grommet	22/3		X
14	811 611 797	bracket F	2 point >> 31-L-360 000		X
(14)	357 611 797 B	bracket F 31-L-360 001>>			X
15	191 611 732	cover for brake circuit lines		lhd	1
16	358 611 732	cover for brake circuit lines		rhd	1
-	535 611 841	bracket for brake hose brake disc	left 256X13MM		1
-	535 611 841 A	bracket for brake hose	left 256X20MM		1



Model	Year	MG	SG	Illustration	VIN No.	Update	16:42	09.02.20100		ETKA	
PA	90	6	11	83-00		336					

Pos	Part Number	Name	Remarks	Qty	Model	Pos	Part Number	Name	Remarks	Qty	Model
-	535 611 842	bracket for brake hose brake disc	right 256X13MM	1							
-	535 611 842 A	bracket for brake hose brake disc	right 256X20MM	1							

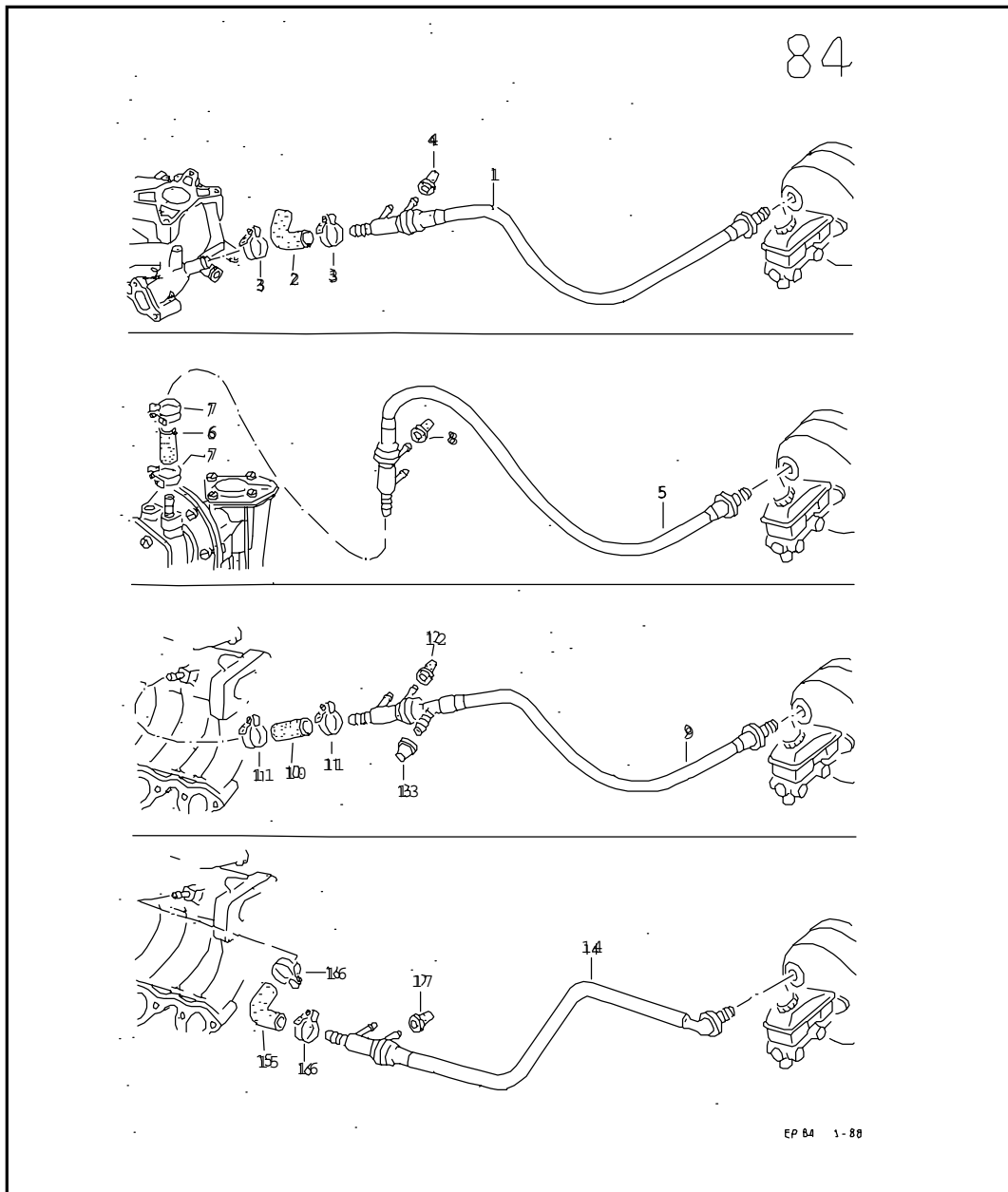
Model	Year	MG	SG	Illustration	VIN No.	Update	16:43	09.02.20100		ETKA	
PA	90	6	11	83-50		336					





Pos	Part Number	Name	Remarks	Qty	Model
		brake line brake hose	rear		
1	411 611 789	connecting piece	M10X1	X	
2	113 611 731	union nut	M10X1/5 SW11	X	
3	111 611 998	brake line in rolls of 5m 'order unit 5'	4,75X0,7	*	
4		shorten to:	2490MM	lhd	1
(4)		shorten to:	2250MM	rhd	1
5		shorten to:	2510MM	lhd	1
(5)		shorten to:	2205MM	rhd	1
6		shorten to:	360MM		1
7		shorten to:	1470MM		1
8		shorten to:	750MM		1
		for vehicles with drum brakes			
9		shorten to:	870MM		1
		for vehicles with drum brakes			
10		shorten to:	630MM		1
		for vehicles with disc brakes			
11		shorten to:	755MM		1
		for vehicles with disc brakes			
12	433 611 775 A	brake hose	M10X1X180	2	
13	893 611 775 A	brake hose for vehicles with disc brakes	M10X1X160	2	
14	171 611 715	bracket for hose		X	
15	191 611 797 B	bracket	1 point	X	
16	357 611 797 A	holder for brake line	4 point	1	

Model	Year	MG	SG	Illustration	VIN No.	Update	16:43	09.02.20100		ETKA	
PA	90	6	11	83-50		336					

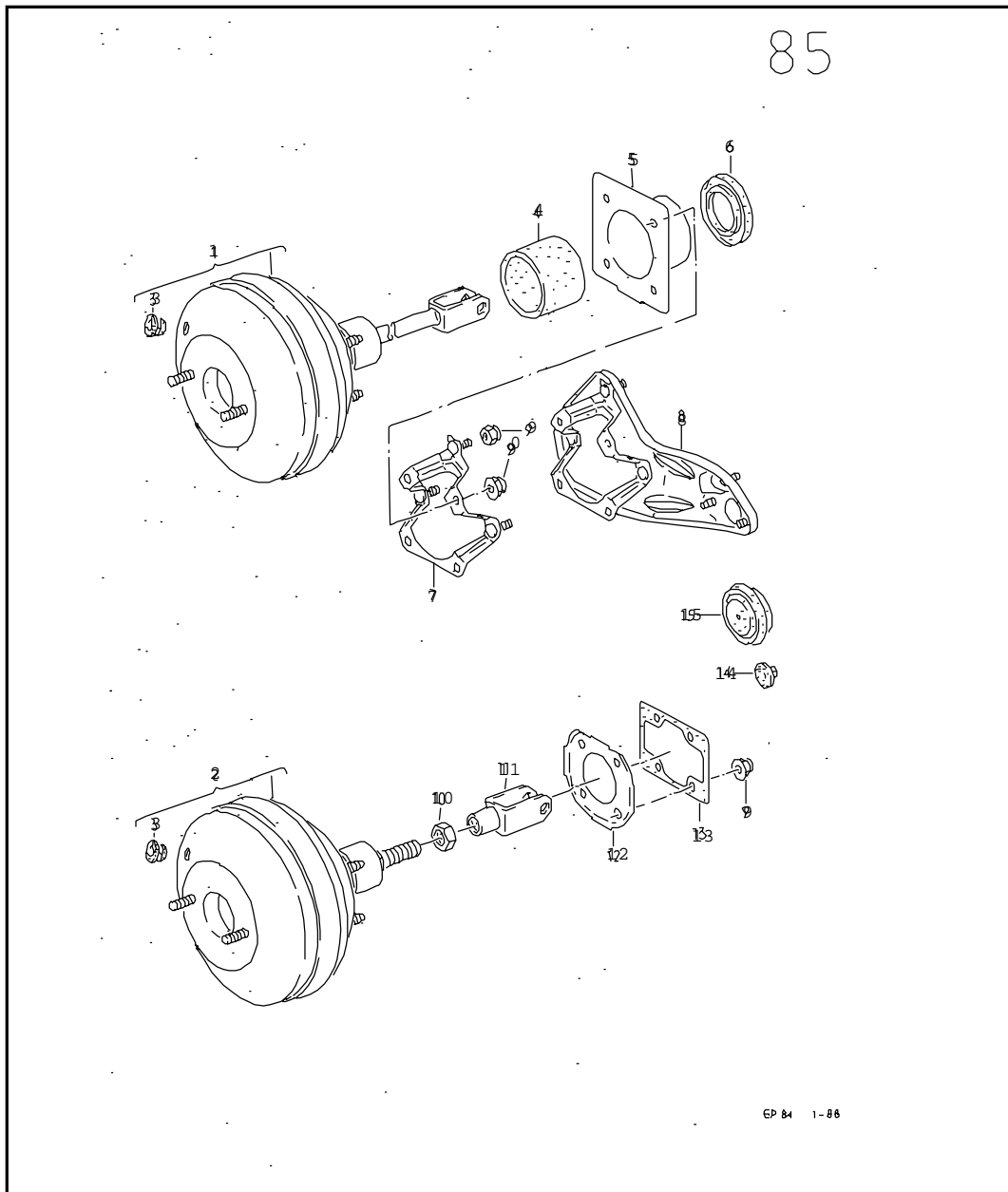
Pos	Part Number	Name	Remarks	Qty	Model	Pos	Part Number	Name	Remarks	Qty	Model
17	357 611 797	bracket for brake hose for vehicles with disc brakes		2							





Pos	Part Number	Name	Remarks	Qty	Model
		vacuum hoses for brake servo	carburetor MONO-JETRONIC 1.6/1.8ltr.		RF,EZ,RP,1F,AAM
(1)	191 611 931 A	vacuum pipe with check valve	lhd	1	
(1)	192 611 931 A	vacuum pipe with check valve	rhd	1	
(1)	358 611 931 J	vacuum pipe with check valve	rhd	1	AAM
2	321 611 939 E	vacuum hose	22X22MM	1	
3	N 905 618 01	clip	AL16-28	X	
4	056 129 777	cap	4MM	X	
		vacuum hoses for brake servo	diesel eng.		RA,SB,1Y,AAZ
5	357 611 931 A	vacuum pipe with check valve	lhd	1	RA,SB,AAZ
(5)	357 611 931 B	vacuum pipe with check valve	lhd	1	1Y
(5)	192 611 931 C	vacuum pipe with check valve	rhd	1	1Y,AAZ
	N 020 290 3	hose in coils of 5m 'order unit 5'	12X3,5	*	
6		shorten to:	50MM	1	
7	N 905 618 01	clip	AL16-28	X	
8	056 129 777	cap	4MM	X	
		vacuum hoses for brake servo	DIGIFANT		PB,PF,2E
9	191 611 931 F	vacuum pipe with check valve	lhd	1	PB,PF
(9)	191 611 931 B	vacuum pipe with check valve	lhd	1	automatic PB,PF
(9)	357 611 931 C	vacuum pipe with check valve	lhd	1	2E

Model	Year	MG	SG	Illustration	VIN No.	Update	16:43	09.02.20100		ETKA	
PA	90	6	11	84-00		336					

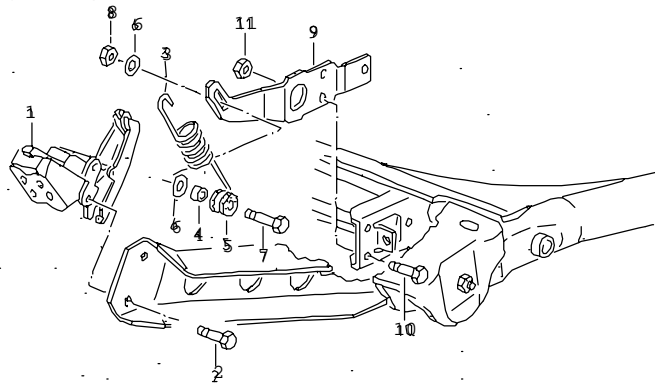
Pos	Part Number	Name	Remarks	Qty	Model	Pos	Part Number	Name	Remarks	Qty	Model
(9)	357 611 931 D	vacuum pipe with check valve		lhd	1	automatic 2E					
(9)	192 611 931 B	vacuum pipe with check valve		rhd	1	PB,PF					
(9)	358 611 931 G	vacuum pipe with check valve		rhd	1	2E					
-	N 020 290 3	hose in coils of 5m 'order unit 5'	12X3,5		*						
10		shorten to:	50MM		1						
11	N 905 618 01	clip	AL16-28		1						
12	056 129 777	cap	4MM		X						
13	431 611 817	cap	9X14		X						
		vacuum hoses for brake servo	K-JETRONIC			KR,9A					
14	535 611 931	vacuum pipe with check valve			1						
(14)	536 611 931	vacuum pipe with check valve		rhd	1						
-	191 611 939 A	vacuum hose	142/50MM		X						
15		shorten to:	50X50MM		1						
-	N 020 290 3	hose in coils of 5m 'order unit 5'	12X3,5		*						
(15)		shorten to:	120MM		1						
16	N 905 618 01	clip	AL16-28		X						
17	056 129 777	cap	4MM		X						



Pos	Part Number	Name	Remarks	Qty	Model
		brake servo			
1	357 612 107 A	brake servo	9" / 229MM lhd	1	
2	358 612 107	brake servo	9" / 229MM rhd	1	
3	861 612 175	gasket		1	
4	191 612 162	gasket	lhd	1	
5	191 612 205	intermediate piece	lhd	1	
6	191 612 161 A	gasket	lhd	1	
7	191 612 209	bracket for brake servo	lhd	1	
8	357 612 209 A	bracket for brake servo for vehicles with hydraulic clutch operation	lhd	1	
9	N 902 891 01	hex. nut, self-locking	BM8	X	
10	N 011 134 5	hex. nut	M10	1	
11	N 902 059 01	clevis	G10X22X38	1	
12	192 612 211	bracket for brake servo	rhd	1	
13	358 612 161	gasket	rhd	1	
14	357 612 250	plug	10,5MM rhd	1	
15	N 101 041 01	plug	41X51X10 rhd	1	



Model	Year	MG	SG	Illustration	VIN No.	Update	16:43	09.02.20100		ETKA	
PA	90	6	12	86-00		336					

86

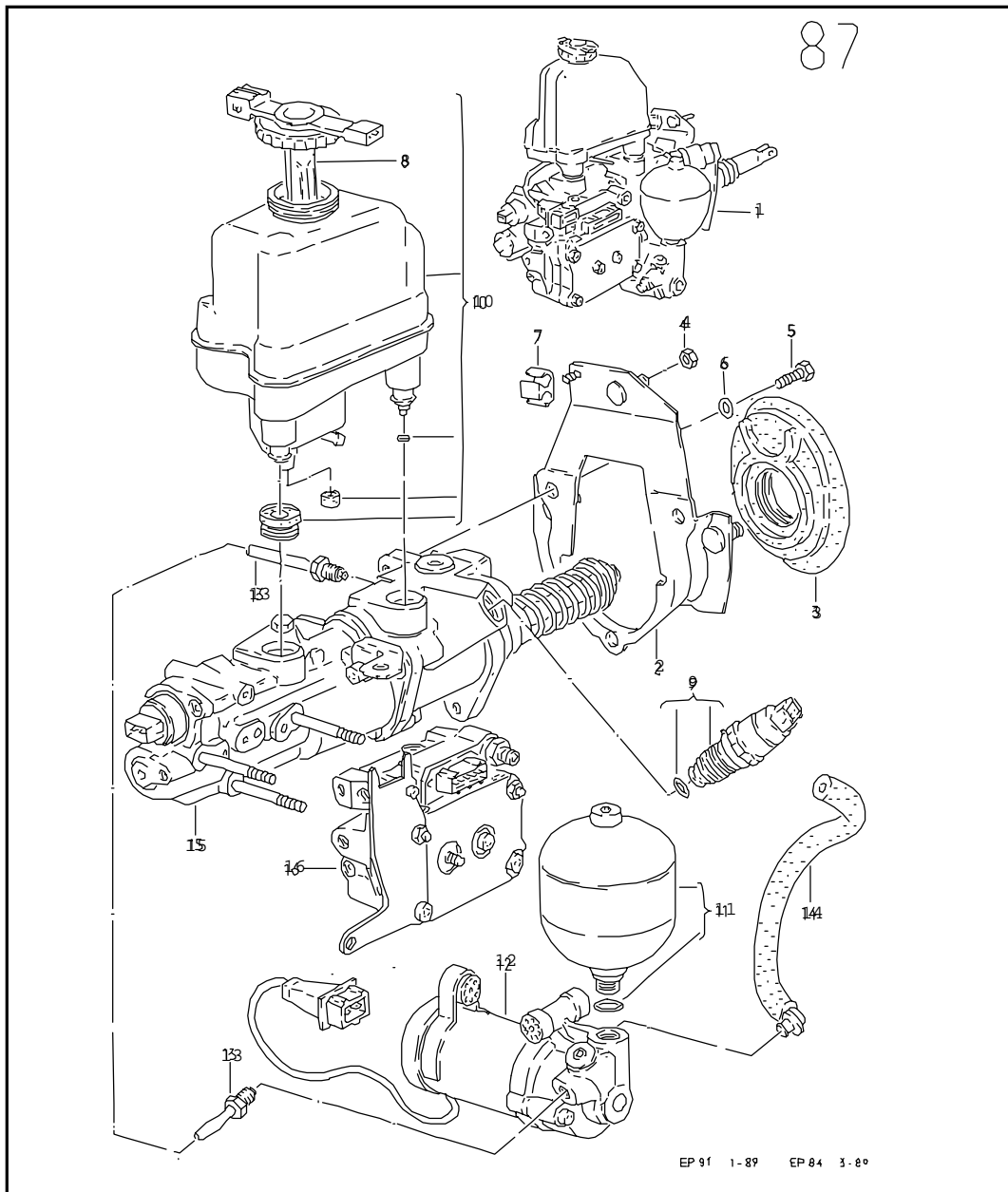


EP 34 1-88



Pos	Part Number	Name	Remarks	Qty	Model
		brake pressure regulator			
1	357 612 151	brake pressure regulator (load sensitive)	ATE	1	
(1)	357 612 151	brake pressure regulator (load sensitive) for vehicles with anti-locking brake system -abs-	ATE		
		F >> 31-LE123 871*		1	
		F >> 31-LB045 032*		1	
(1)	357 612 151	brake pressure regulator (load sensitive) for vehicles with anti-locking brake system -abs-	ATE		
		F 31-LE123 872>>		1	
		F 31-LB045 032>>		1	
		as required use:	803 611 755	1	
(1)	357 612 151 A	brake pressure regulator (load sensitive) for vehicles with anti-locking brake system -abs-	ATE		
		F 31-LE123 872>>*		1	
		F 31-LB045 033>>*		1	
(1)	333 612 151	brake pressure reducer for vehicles with self-levelling system	BENDIX		
		F >> 31-LE183 281*		1	
		F >> 31-LB055 750*		1	
(1)	333 612 151 A	brake pressure reducer for vehicles with self-levelling system	BENDIX		
		F 31-LE183 282>>*		1	
		F 31-LB055 751>>*		1	
2	N 040 255 2	screw, hexagonal head	M8X14	2	
3	357 612 339	tension spring		1	
4	893 612 363	spacer sleeve		1	
5	321 612 367	roller		1	
6	N 011 670 16	washer	8,4X24X2	2	
7	N 010 233 6	screw, hexagonal head	M8X28	1	
8	N 011 008 8	hex. nut	M8	1	
9	357 612 407	bracket		1	
10	N 010 239 11	screw, hexagonal head	M8X18	2	

Model PA	Year 90	MG 6	SG 12	Illustration 86-00	VIN No.	Update 336	16:43	09.02.20100		ETKA	
-------------	------------	---------	----------	-----------------------	---------	---------------	-------	-------------	---	------	---

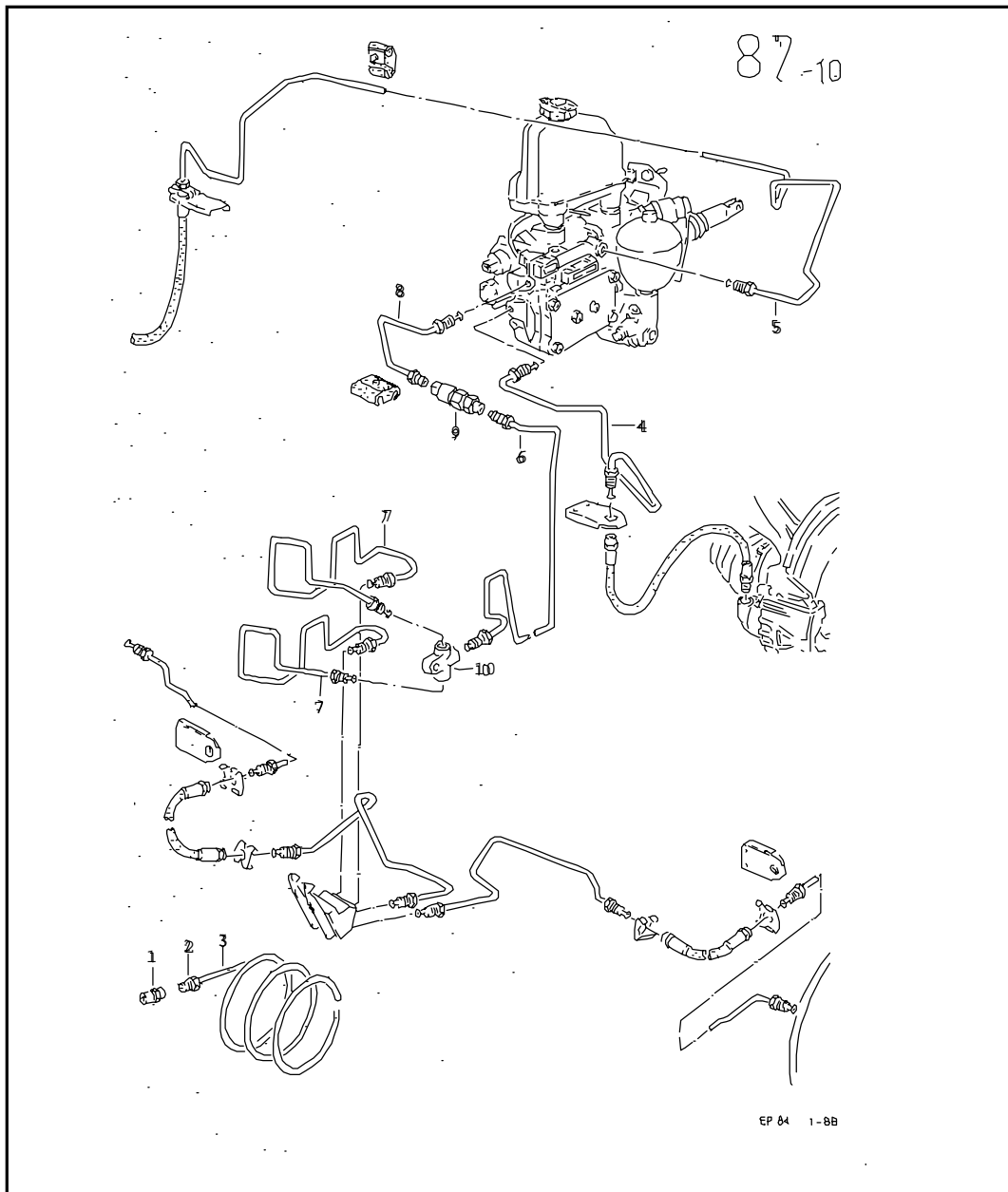
Pos	Part Number	Name	Remarks	Qty	Model	Pos	Part Number	Name	Remarks	Qty	Model
11	N 011 008 8	hex. nut	M8	2							





Pos	Part Number	Name	Remarks	Qty	Model
		anti-locking brake syst. -abs- but without:	-EDS-		lhd
1	535 614 111	abs unit	20,64MM	1	
2	191 614 123	bracket for brake master cylinder		1	
(2)	357 614 123 A	retainer for vehicles with hydraulic clutch operation		1	
3	191 614 130	gasket		1	
(3)	357 614 130	gasket		1	AAA
4	N 902 891 01	hex. nut, self-locking	BM8	3	
5	N 010 240 22	screw, hexagonal head	M8X20	3	
6	N 900 577 01	washer	8,4X21X2	3	
7	811 611 797	bracket	2 point	X	
8	191 614 302	cap for reservoir		1	
9	191 927 821	pressure warning switch		1	
10	191 698 301 A	reservoir		1	
11	191 698 304 A	pressure unit		1	
12	191 698 305 B	pump unit			
		with:			
		pressure warning switch			
		also use:	191 614 304		
	F	>> 31-LE123 871*		1	
	F	>> 31-LB045 031*		1	
-	191 614 304	plug with seal		1	
13	191 698 306 A	high pressure hose		1	
14	191 698 307 A	connecting hose	220MM	1	
15	535 698 309 A	repair kit for abs hydraulic unit	20,64MM	1	
16	535 698 310	repair kit for valve unit	20,64MM		
		F	>> 31-LE123 871	1	
		F	>> 31-LB045 033	1	

Model	Year	MG	SG	Illustration	VIN No.	Update	16:44	09.02.20100		ETKA	
PA	90	6	14	87-00		336					



Pos	Part Number	Name	Remarks	Qty	Model	Pos	Part Number	Name	Remarks	Qty	Model
(16)	535 698 310 A	repair kit for valve unit F 31-LE123 872>> F 31-LB045 034>> as required use:	20,64MM ATE 071 906 233 A	1 1 1		(15)	357 698 309 A	repair kit for abs hydraulic unit for vehicles with electronic differential lock -edl-	20,64MM ATE	1	
-	191 698 308	set of seals anti-locking brake system for vehicles with electronic differential lock -edl-		1		(16)	357 698 310 A	repair kit for valve unit	20,64MM ATE	1	
(1)	357 614 111	abs unit for vehicles with electronic differential lock -edl-	20,64MM	1		(16)	357 698 311	repair kit for valve unit		1	
(2)	191 614 123	bracket for brake master cylinder		1		-	191 698 308	set of seals		1	
(2)	357 614 123 A	retainer for anti-lock.brake syst.-abs- for vehicles with hydraulic clutch operation		1		-	357 614 321 A	heat protection plate		1	
(3)	191 614 130	gasket		1							
(3)	357 614 130	gasket		1	AAA						
(4)	N 902 891 01	hex. nut, self-locking	BM8	3							
(5)	N 010 240 22	screw, hexagonal head	M8X20	3							
(6)	N 900 577 01	washer	8,4X21X2	3							
(7)	811 611 797	bracket	2 point	X							
(8)	191 614 302	cap for reservoir		1							
(9)	191 927 821	pressure warning switch		1							
(10)	191 698 301 A	reservoir		1							
(11)	191 698 304 A	pressure unit		1							
(12)	191 698 305 B	pump unit		1							
(13)	535 698 306	pressure pipe		1							
(14)	191 698 307 A	connecting hose	220MM	1							

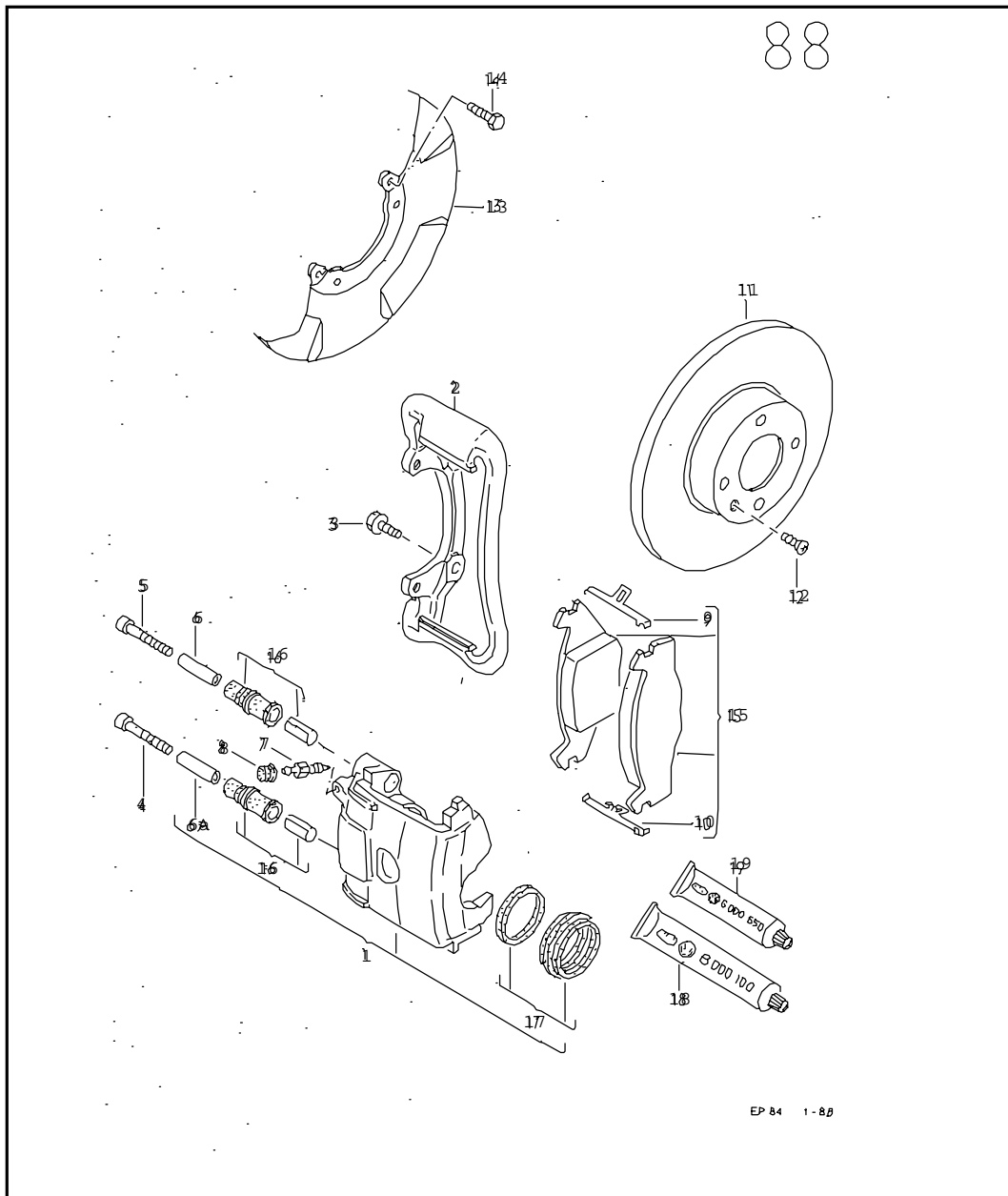


Pos	Part Number	Name	Remarks	Qty	Model
		brake line for vehicles with anti-locking brake system -abs-			
1	411 611 789	connecting piece	M10X1	X	
2	113 611 731	union nut	M10X1/5 SW11	X	
3	111 611 998	brake line in rolls of 5m 'order unit 5'	4,75X0,7	*	
4		shorten to:	848MM	1	
5		shorten to:	1495MM	1	
6		shorten to:	2425MM	1	
		F >> 31-LE123 871*			
		F >> 31-LB045 031*			
6		shorten to:	2500MM	1	
		F 31-LE123 872>>*			
		F 31-LB045 033>>*			
7		shorten to:	140MM	2	
		F >> 31-LE123 871*			
		F >> 31-LB045 032*			
8	191 614 719	brake pipe (pressure circuit)- from hydraulic system to connecting piece for vehicles with drum brakes		1	
(8)	191 614 719 B	brake pipe (pressure circuit)- from hydraulic system to connecting piece for vehicles with disc brakes		1	
9	191 614 163 A	pressure regulating valve for vehicles with disc brakes	ATE	1	
(9)	411 611 789	connecting piece for vehicles with drum brakes	M10X1	1	
10	803 611 755	distributor for brake line	3 point	1	
		F >> 31-LE123 871*		1	
		F >> 31-LB045 032*		1	
-		brake line brake hose	front see illustration:	83	



Model	Year	MG	SG	Illustration	VIN No.	Update	16:44	09.02.20100		ETKA	
PA	90	6	14	87-10		336					

Pos	Part Number	Name	Remarks	Qty	Model	Pos	Part Number	Name	Remarks	Qty	Model
-		brake line brake hose see illustration:	rear 83-50								



Model	Year	MG	SG	Illustration	VIN No.	Update	16:45	09.02.20100		ETKA	
PA	90	6	15	88-00		336					



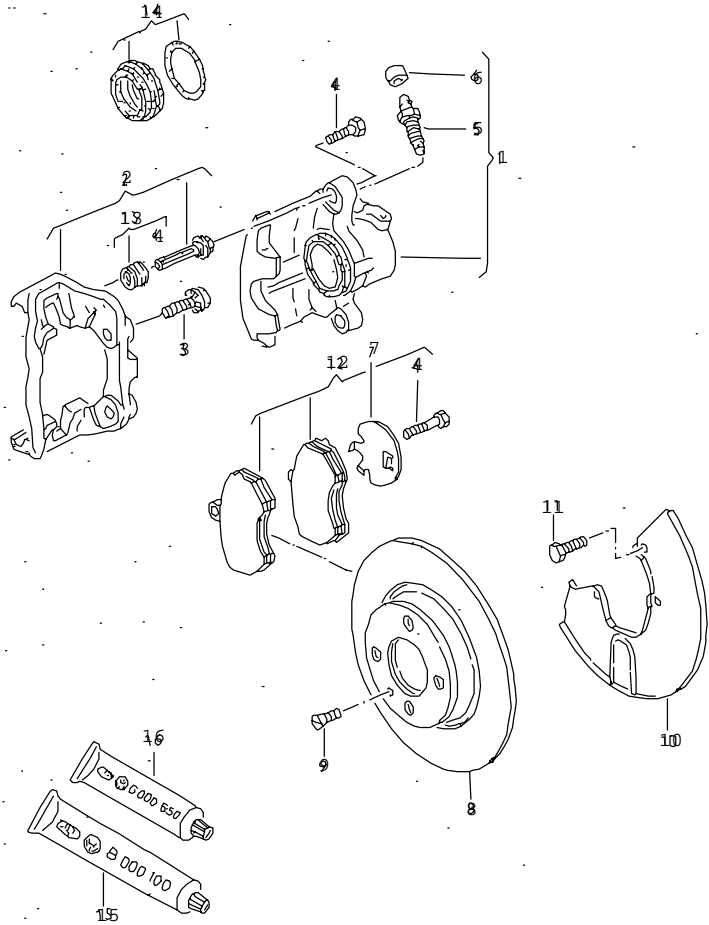
Pos	Part Number	Name	Remarks	Qty	Model
		disc brake with caliper mark ii brake disc F >> 31-L-085 000*	front VWII 256X13MM		notchback EZ,RF,1F
1	357 615 123	piston housing	left	1	
(1)	357 615 124	piston housing	right	1	
2	357 615 127	calliper carrier		2	
3	N 901 740 01	self-locking screw	M12X1,5X35	4	
4	N 014 715 3	bolt, with hex. socket hd.	M8X45	2	
5	N 044 755 3	bolt, with hex. socket hd.	M8X55	2	
6	171 615 221	sleeve	45MM	2	
6A	171 615 221 A	sleeve	35MM	2	
7	113 615 273 A	bleeder valve	M7X1	2	
(7)	357 615 273	bleeder valve	M10X1	2	
8	211 611 483	dust cap		2	
9	191 615 269 A	retaining spring	left upper right lower	1 1	
10	191 615 270 A	retaining spring	left lower right upper	1 1	
11	357 615 301	brake disc	256X13 4/100	2	
12	N 101 126 02	screw, csk. hd.	M6X15SP	2	
13	357 615 309	splash shield for brake disc		2	
14	N 010 210 7	screw, hexagonal head	M6X10K	4	
15	191 698 151 H	1 set of brake pads for disc brakes		1	
15	191 698 151 H	1 set of brake pads for disc brakes		1	
16	171 698 447 A	1 set of guide bushes		2	
17	171 698 471 B	set of seals for brake caliper housing		2	
18	B 000 100	brake cylinder paste	180G	X	

Model PA	Year 90	MG 6	SG 15	Illustration 88-00	VIN No.	Update 336	16:45	09.02.20100		ETKA	
-------------	------------	---------	----------	-----------------------	---------	---------------	-------	-------------	---	------	---

Pos	Part Number	Name	Remarks	Qty	Model	Pos	Part Number	Name	Remarks	Qty	Model
19	G 000 650	lubricating paste	100G	X							



Model	Year	MG	SG	Illustration	VIN No.	Update	16:45	09.02.20100		ETKA	
PA	90	6	15	88-10		336					

88-10





EP 04 1-88

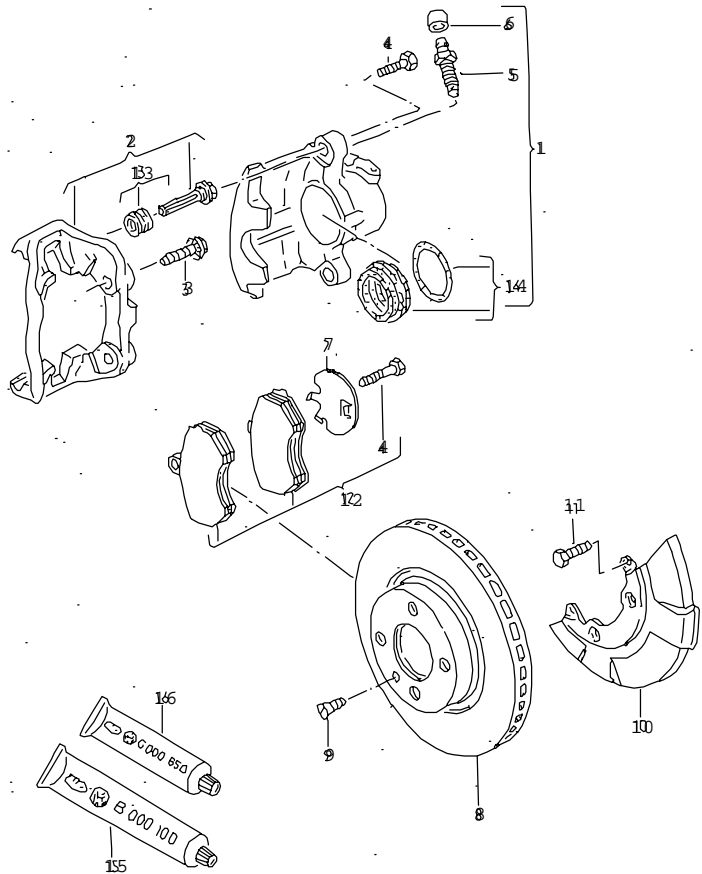
Pos	Part Number	Name	Remarks	Qty	Model
		disc brake with caliper mark ii brake disc for vehicles with anti-locking brake system	front GIRLING 256X13MM		RA,RF,RP,1F, EZ,SB,1Y,AAM AAZ EZ,RA,RF,RP, 1F,SB,1Y,AAM AAZ
(1)	#357 615 123 AX	piston housing	left		
(1)	#357 615 123 AV	piston housing	left		
(1)	#357 615 124 AX	piston housing	right		
(1)	#357 615 124 AV	piston housing	right		
-	#357 698 480 X	1 set of piston housings	LINKS/RECHTS	1	
-	#357 698 480 V	1 set of piston housings	LINKS/RECHTS	1	
2	>443 615 125 E	caliper carrier with pad retaining pin			
	F	>> 31-LE201 813*		2	
	F	>> 31-LB101 392*		2	
(2)	>357 615 125 A	caliper carrier with pad retaining pin			
	F 31-LE201 814>>*			2	
	F 31-LB101 393>>*			2	
3	N 901 740 01	self-locking screw	M12X1,5X35	4	
4	321 615 141	screw, hexagonal head		4	
5	113 615 273 A	bleeder valve	M7X1	2	
(5)	357 615 273	bleeder valve	M10X1	2	
6	211 611 483	dust cap		2	
7	357 615 231	intermediate plate		2	
8	357 615 301	brake disc	256X13 4/100	2	
9	N 101 126 02	screw, csk. hd.	M6X15SP	2	
10	357 615 309	splash shield for brake disc		2	
11	N 010 210 7	screw, hexagonal head	M6X10K	2	
12	357 698 151 B	1 set of brake pads for disc brakes		1	
13	443 698 470	1 set of boots for guide pins		2	

Model	Year	MG	SG	Illustration	VIN No.	Update	16:45	09.02.20100		ETKA	
PA	90	6	15	88-10		336					

Pos	Part Number	Name	Remarks	Qty	Model	Pos	Part Number	Name	Remarks	Qty	Model
14	431 698 471 B	set of seals for brake caliper housing		2							
15	B 000 100	brake cylinder paste	180G	X							
16	G 000 650	lubricating paste	100G	X							
-	535 611 841	bracket for brake hose	left	1							
-	535 611 842	bracket for brake hose	right	1							



Model	Year	MG	SG	Illustration	VIN No.	Update	16:45	09.02.20100		ETKA	
PA	90	6	15	88-20		336					

88-20





EP 84 1-88

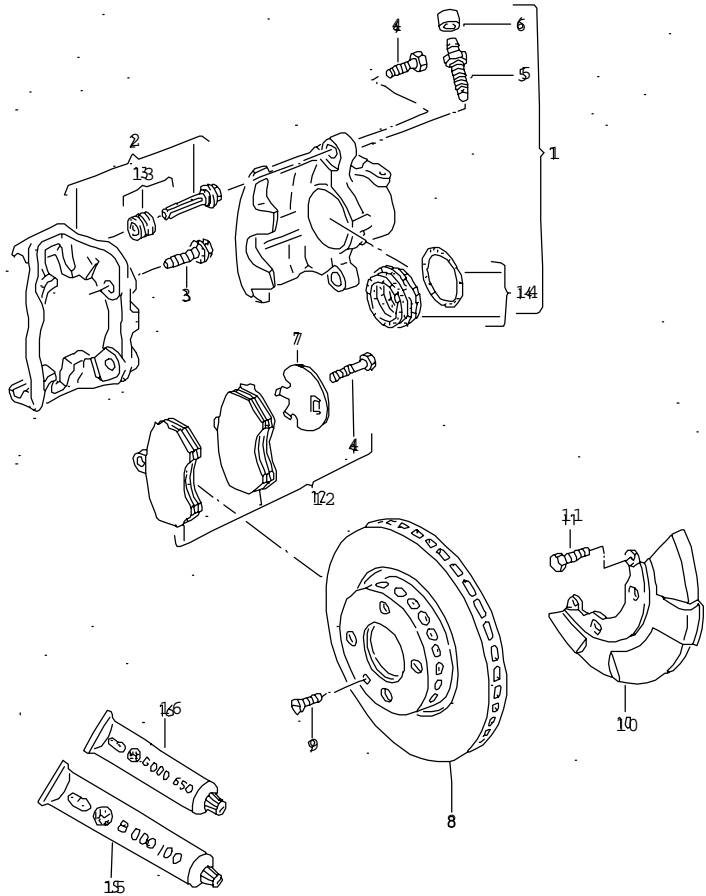
Pos	Part Number	Name	Remarks	Qty	Model
		disc brake with caliper mark ii brake disc	GIRLING front 256X20MM		PB, KR, 9A, 2E, PF
(1)	#357 615 123 AX	piston housing	left	1	
(1)	#357 615 123 AV	piston housing	left	1	
(1)	#357 615 124 AX	piston housing	right	1	
(1)	#357 615 124 AV	piston housing	right	1	
2	>443 615 125 B	caliper carrier with pad retaining pin F >> 31-LE201 813* F >> 31-LB101 392*		2 2	
(2)	>357 615 125 B	caliper carrier with pad retaining pin F 31-LE201 814>>* F 31-LB101 393>>*		2 2	
-	#357 698 480 X	1 set of piston housings	LINKS/RECHTS	1	
-	#357 698 480 V	1 set of piston housings	LINKS/RECHTS	1	
3	N 901 740 01	self-locking screw	M12X1,5X35	4	
4	* 321 615 141	screw, hexagonal head		4	
5	113 615 273 A	bleeder valve	M7X1	2	
(5)	357 615 273	bleeder valve	M10X1	2	
6	211 611 483	dust cap		2	
7	357 615 231	intermediate plate		2	
8	321 615 301 D	brake disc (ventilated)	256X20 4/100	2	
9	N 101 126 02	screw, csk. hd.	M6X15SP	2	
10	357 615 309	splash shield for brake disc		2	
11	N 010 210 7	screw, hexagonal head	M6X10K	4	
11	N 010 210 7	screw, hexagonal head	M6X10K	4	
12	357 698 151 A	1 set of brake pads for disc brakes		1	
13	443 698 470	1 set of boots for guide pins		2	

Model	Year	MG	SG	Illustration	VIN No.	Update	16:45	09.02.20100		ETKA	
PA	90	6	15	88-20		336					

Pos	Part Number	Name	Remarks	Qty	Model	Pos	Part Number	Name	Remarks	Qty	Model
14	431 698 471 B	set of seals for brake caliper housing		2							
15	B 000 100	brake cylinder paste	180G	X							
16	G 000 650	lubricating paste	100G	X							
-	535 611 841 A	bracket for brake hose	left	1							
-	535 611 842 A	bracket for brake hose	right	1							



Model	Year	MG	SG	Illustration	VIN No.	Update	16:45	09.02.20100		ETKA	
PA	90	6	15	88-30		336					

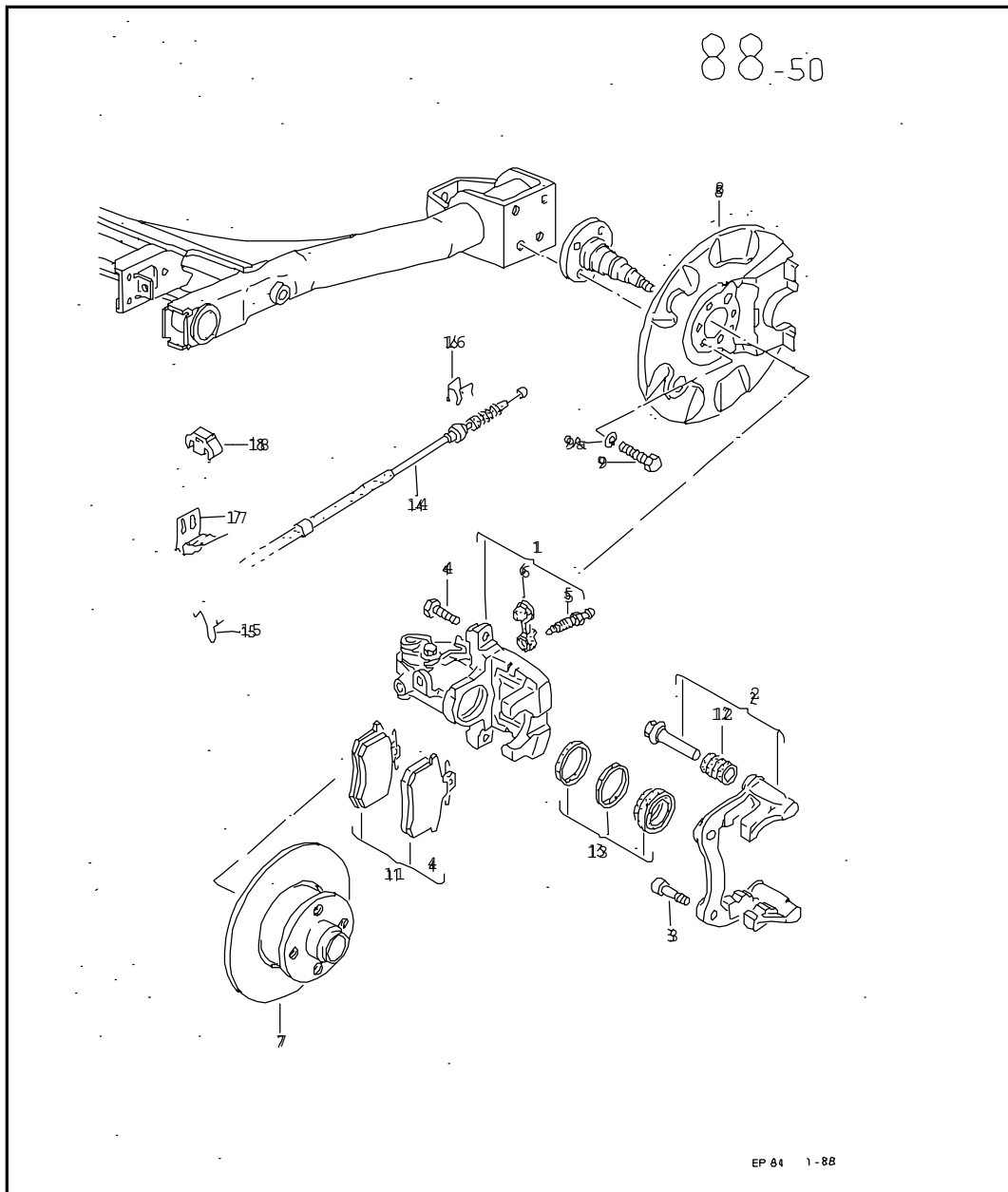
88-30





EP 84 1-98

Pos	Part Number	Name	Remarks	Qty	Model
		disc brake with caliper mark ii brake disc	GIRLING front 280X22MM		AAA
1	357 615 123 B	piston housing	left	1	
(1)	357 615 124 B	piston housing	right	1	
2	357 615 125 C	caliper carrier with pad retaining pin	GIRLING	2	
-	#357 698 461 DX	1 set of piston housings with brake pads (complete)		1	
-	#357 698 461 DV	1 set of piston housings with brake pads (complete)		1	
3	N 901 740 01	self-locking screw	M12X1,5X35	4	
4	* 321 615 141	screw, hexagonal head		4	
5	357 615 273	bleeder valve	M10X1	2	
6	211 611 483	dust cap		2	
7	357 615 231	intermediate plate		2	
8	357 615 301 A	brake disc (ventilated)	280X22 5/100	2	
9	N 101 126 02	screw, csk. hd.	M6X15SP	2	
10	357 615 309	splash shield for brake disc		2	
11	N 010 210 7	screw, hexagonal head	M6X10K	4	
12	357 698 151 B	1 set of brake pads for disc brakes		1	
13	443 698 470	1 set of boots for guide pins		2	
14	431 698 471 B	set of seals for brake caliper housing		2	
15	B 000 100	brake cylinder paste	180G	X	
15	B 000 100	brake cylinder paste	180G	X	
16	G 000 650	lubricating paste	100G	X	



Model	Year	MG	SG	Illustration	VIN No.	Update	16:45	09.02.20100		ETKA	
PA	90	6	15	88-50		336					

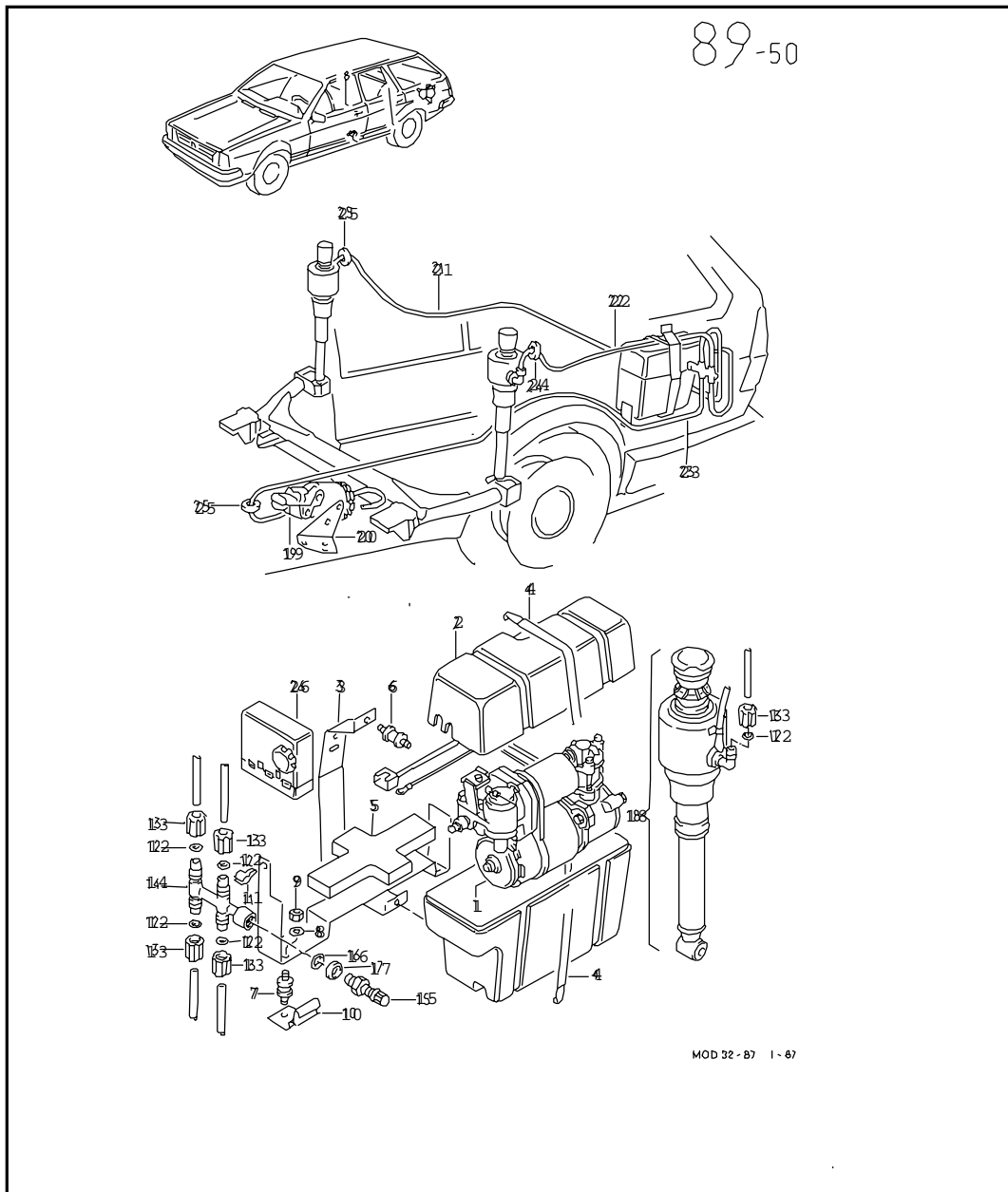


Pos	Part Number	Name	Remarks	Qty	Model
		disc brake with caliper mark ii brake disc brake cable	GIRLING rear		
1	>535 615 423	piston housing	left	1	
(1)	>535 615 424	piston housing	right	1	
2	>535 615 425	caliper carrier with pad retaining pin	left	1	
(2)	>535 615 426	caliper carrier with pad retaining pin	right	1	
-	#357 698 661 AX	1 set of piston housings with brake pads (complete)	rear 226X10	1	
-	#357 698 661 AV	1 set of piston housings with brake pads (complete)	rear 226X10	1	
3	N 019 912 3	bolt, with hex. socket hd.	M10X1,25X20	4	
4	321 615 141	screw, hexagonal head		4	
5	357 615 273	bleeder valve	M10X1	2	
6	211 611 483	dust cap		2	
7	357 615 601	brake disc	226X10 4/100	2	
(7)	357 615 601 B	brake disc	226X10 5/100	2	AAA
8	357 615 609	splash shield for brake disc	left	1	
(8)	357 615 610	splash shield for brake disc	right	1	
9	N 903 698 01	screw, hexagonal head	M10X24	12	
9A	321 501 119 A	concave washer		12	
-	191 614 149	rotor for speed sensor		2	
11	1H0 698 451 B	1 set of brake pads for disc brakes	rear	1	
12	443 698 470	1 set of boots for guide pins		2	
13	443 698 671 B	set of seals for brake caliper housing F >> 31-L-310 000*	GIRLING	1	



Model	Year	MG	SG	Illustration	VIN No.	Update	16:45	09.02.20100		ETKA	
PA	90	6	15	88-50		336					

Pos	Part Number	Name	Remarks	Qty	Model	Pos	Part Number	Name	Remarks	Qty	Model
(13)	535 698 671	set of seals for brake caliper housing F 31-L-310 001>>*		1							
14	357 609 721 E	brake cable	1750MM	2							
15	357 609 639	bracket for brake cable		2							
16	857 609 745 A	spring clip		2							
17	357 609 734 A	clip		2							
18	811 611 797	bracket	2 point	X							



Model	Year	MG	SG	Illustration	VIN No.	Update	16:46	09.02.20100		ETKA	
PA	90	6	16	89-50		336					





Pos	Part Number	Name	Remarks	Qty	Model
		self levelling system			
1	333 616 007	air supply unit	WABCO	1	
2	333 616 063	housing		1	
3	333 616 841 A	retaining bracket		1	squareback
(3)	357 616 841	retaining bracket		1	notchback
-	357 616 861	retaining bracket	upper	1	notchback
4	333 616 848 A	retaining strap		1	
6	333 616 854	rubber mounting	lower	1	
7	333 616 854	rubber mounting	lower	2	
8	N 011 507 2	washer	6,6X12,5X1,6	4	
9	N 011 006 24	hex. nut	M6	X	
11	333 616 847	pipe holder		1	
12	333 616 869	o-ring		X	
13	333 616 761	screw catch		7	
14	333 616 755	adapter		1	
15	333 616 795	valve		1	
16	333 616 870	o-ring		1	
17	333 616 801	spressure ring		1	
(18)	333 616 019 A	air spring damper with sensor single parts see:	MONROE 77-10		
		F 31-L-201 814>>		2	squareback
		F 31-M-000 001>>		2	notchback
		F >> 31-L-201 813		2	squareback
		F >> 31-L-400 000		2	notchback
		also use:			
		333 616 109 A		1	
		357 907 553		1	
(18)	333 616 019 A	air spring damper with sensor single parts see:	MONROE 77-10		
		F 31-L-201 814>>		2	squareback
		F 31-M-000 001>>		2	notchback
		F >> 31-L-201 813		2	squareback
		F >> 31-L-400 000		2	notchback
		also use:			
		333 616 109 A		1	
		357 907 553		1	

Model	Year	MG	SG	Illustration	VIN No.	Update	16:46	09.02.20100		ETKA	
PA	90	6	16	89-50		336					



Pos	Part Number	Name	Remarks	Qty	Model	Pos	Part Number	Name	Remarks	Qty	Model
19	333 612 151	brake pressure reducer for vehicles with self-levelling system	BENDIX	1							
21	333 616 711 A	air line	4000X5X1MM	1							
22		shorten to:	1000MM	1							
23		shorten to:	2335MM	1							
-	333 616 713	insulating hose		1							
25	333 616 859	double grommet		X							
26	333 907 553	electronic control unit F >> 31-L-400 000		1							
(26)	357 907 553	electronic control unit F 31-M-000 001>>		1							

Model	Year	MG	SG	Illustration	VIN No.	Update	16:13	09.02.20100		ETKA	
PA	90	6	98	REP		336					



Pos	Part Number	Name	Remarks	Qty	Model
>	811 698 071	1 set of brake linings for drum brakes comprising:	rear	1	
		brake lining	200X40X5,0	4	
	N 013 633 1	rivet	C4X8	40	
>	443 698 071	1 set of brake linings for drum brakes comprising:	rear	1	
		brake lining	230X40X5,0	4	
	N 013 633 1	rivet	C4X8	40	
>	535 698 137	set of wheel bolts lockable for wheel disc:	M12X1,5X23,5 STOBA 4/100	1	
		comprising:			
		wheel bolt, lockable for alum. wheel	M12X1,5X23,5	4	
		adapter		1	
	535 601 173 B	cap - wheel bolt	20,1X18MB	4	
		fitting instructions		1	
>	191 698 151 H	1 set of brake pads for disc brakes disc brake 'mark ii caliper' comprising:	front 256X13MM	1	
		brake lining	inner	2	
		brake lining	outer	2	
	191 615 269 A	retaining spring		2	
	191 615 270 A	retaining spring		2	
>	357 698 151 A	1 set of brake pads for disc brakes disc brake 'mark ii caliper' comprising:	front 256X20MM	1	

Model	Year	MG	SG	Illustration	VIN No.	Update	16:13	09.02.20100		ETKA	
PA	90	6	98	REP		336					

Pos	Part Number	Name	Remarks	Qty	Model	Pos	Part Number	Name	Remarks	Qty	Model
		brake lining	110X16,5MM	4				screw, hexagonal head		1	
	321 615 141	screw, hexagonal head		2				washer		1	
	> 357 698 151 B	1 set of brake pads for disc brakes disc brake 'mark ii caliper' comprising:	front 256X13MM	1				washer		1	
		brake lining	110X19,5	4				adapter		1	
	321 615 141	screw, hexagonal head		2				o-ring		2	
	> 191 698 301 A	reservoir for anti-lock.brake syst.-abs-comprising:		1			> 191 698 306 A	high pressure hose for anti-lock.brake syst.-abs-comprising:		1	
		reservoir		1				high pressure hose		1	
		plug		2				fitting instructions		1	
		connecting hose		1							
		adapter		1			> 535 698 306	pressure pipe for anti-lock.brake syst.-abs-for vehicles with electronic differential lock -edl-comprising:		1	
		plug		1				pressure pipe		1	
		fitting instructions		1				fitting instructions		1	
	> 191 698 304 A	pressure unit for anti-lock.brake syst.-abs-comprising: pressure unit		1			> 191 698 307 A	connecting hose for anti-lock.brake syst.-abs-comprising:	220MM	1	
		pressure unit		1				connecting hose		1	
		repair instructions		1				adapter		1	
		fitting instructions		1				plug		1	
	> 191 698 305 B	pump unit for anti-lock.brake syst.-abs-comprising: pump unit		1				fitting instructions		1	
				1			> 191 698 308	set of seals for anti-lock.brake syst.-abs-comprising:		1	

Model	Year	MG	SG	Illustration	VIN No.	Update	16:13	09.02.20100		ETKA	
PA	90	6	98	REP		336					

Pos	Part Number	Name	Remarks	Qty	Model	Pos	Part Number	Name	Remarks	Qty	Model
		o-ring						booster		1	
		o-ring						o-ring		1	
		o-ring						o-ring		1	
		plug						sleeve		1	
		o-ring						clamping ring		1	
		plug						seal plate		1	
		sleeve						screw, hexagonal head		1	
		sleeve						washer		1	
		sealing plate		1				hex. nut		3	
		clamping ring		1				washer		2	
		o-ring		1				washer		1	
	> 357 698 309 A	repair kit for abs hydraulic unit for vehicles with electronic differential lock -edl- comprising:	20,64MM ATE	1			> 535 698 310	repair kit for valve unit comprising:	20,64MM	1	
		booster		1				valve unit		1	
		o-ring		1				seal plate		1	
		sleeve		1				hex. nut		3	
		clamping ring		1				washer		2	
		seal plate		1				screw, hexagonal head		1	
		screw, hexagonal head		1				washer		1	
		washer		1				fitting instructions		1	
		hex. nut		3			> 357 698 310 A	repair kit for valve unit for vehicles with electronic differential lock -edl- comprising:	20,64MM ATE	1	
		washer		1							
		fitting instructions		1			> 357 698 310 A	repair kit for valve unit for vehicles with electronic differential lock -edl- comprising:	20,64MM ATE	1	
	> 535 698 309 A	repair kit for abs hydraulic unit comprising:	20,64MM ATE	1							

Model	Year	MG	SG	Illustration	VIN No.	Update	16:13	09.02.20100		ETKA	
PA	90	6	98	REP		336					

Pos	Part Number	Name	Remarks	Qty	Model	Pos	Part Number	Name	Remarks	Qty	Model
		valve unit		1				bush	upper 51MM	1	
		seal plate		1				bush	lower 44MM	1	
		hex. nut		3				sleeve	upper 35MM	1	
		screw, hexagonal head		1				> 443 698 470	1 set of boots for guide pins comprising:	2	GL,GT
		washer		1				boot		2	
		washer		1				321 615 141	screw, hexagonal head	2	
		fitting instructions		1				grease	5G	1	
	> 357 698 311	repair kit for valve unit comprising:		1				> 431 698 471 B	set of seals for brake caliper housing comprising:	2	GL,GT
		valve unit	EDS	1				protective cap		1	
		seal plate		1				sealing washer		1	
		screw, cheese hd.	M8X45 I-TORX	2				> 443 698 671 B	set of seals for brake caliper housing F >> 31-L-310 000* comprising:	1	GL,GT
		screw, cheese hd.	M4X14 I-TORX	2				sealing washer	rear	1	
		plug		2				protective cap		1	
		sleeve		1							
		o-ring		1							
		fitting instructions		1							
	> 1H0 698 451 B	1 set of brake pads for disc brakes comprising:	rear	1							
		brake lining	15,00MM	4							
	321 615 141	screw, hexagonal head		4							
	1H0 615 231	intermediate plate		4							
	> 171 698 447 A	1 set of guide bushes comprising:	VWII	2	CL						
		sleeve	lower 24MM	1							