

# Bosch Motorsport Engine Control Units Overview



## Gasoline Engine Control Units

Bosch Motorsport provides a comprehensive range of motor-sports ECUs. For each application we offer a suitable choice of ECUs that maintain Bosch quality standards.

### Sport

The MS Sport Series provides a control strategy with an optimized function range, which allows for quick integration for entry level applications.

### Expert

Our mid-range systems feature our traditional control units MS 3.1, MS 4.0, and MS 4.4. These systems are all proven in professional racing environments along with their torque-structure based control strategy.

### High-End

The MS 5.2 represents our flagship ECU with FPGA technology. The development environment is powered by Matlab Simulink®. This ECU supports engines with up to 12 cylinders.

Find more information at  
[www.bosch-motorsport.com](http://www.bosch-motorsport.com)

	Sport			Expert			High-End
							
	MS 3 Sport	MS 4 Sport	MS 4.4 Sport	MS 3.1	MS 4.0	MS 4.4	MS 5.2
<b>Engine Layout</b>	up to 6 cyl. 2 Bank	up to 8 cyl. 2 Bank	up to 10 cyl. 2 Bank	up to 6 cyl. 2 Bank	up to 8 cyl. 2 Bank	up to 10 cyl. 2 Bank	up to 12 cyl. 2 Bank
<b>Control Strategy</b>	alpha/n	alpha/n	alpha/n	torque-structure based	torque-structure based	torque-structure based	torque-structure based
<b>Dual Lambda Control</b>	•	•	•	•	•	•	•
<b>Turbo Boost Control</b>		optional	optional		•	•	•
<b>Knock Control</b>	optional	optional	optional	•	•	•	•
<b>Electronic Throttle Control</b>	optional	optional	optional		•	•	•
<b>Traction Control</b>	optional	optional	optional	•	•	•	•
<b>Proposed Bosch Logger</b>	C Sport/C 40	C Sport/C 40	C Sport/C 40	C 40	C 40	C 40	C 55
<b>Support of Gasoline Direct Injection</b>	•	•	•	•	•	•	•

Gasoline

### Contact

© Bosch Engineering GmbH  
Motorsport  
An der Bracke 9  
71706 Markgroeningen  
Germany  
Phone: 00 49 (0) 711 811-3981  
Fax: 00 49 (0) 711 811-3982

Bosch Engineering North America  
Motorsports, Dep. BEG/MSD-NA  
38000 Hills Tech Drive  
Farmington Hills, MI 48331-3417  
Phone: 00 1 248 876-2977  
Fax: 00 1 248 876-7373


E-Mail: motorsport@bosch.com  
www.bosch-motorsport.com




Status 11/2008

© All rights reserved by Bosch Engineering GmbH,  
also for the case of patent reports.  
All rights such as copying and forwarding through us.  
Modifications reserved.



# Diesel



	Expert		High-End
			
	<b>MS 15.1</b>	<b>MS 15.2</b>	<b>MS 12</b>
<i>Engine Layout</i>	up to 8 cyl.	up to 6 cyl.	up to 12 cyl.
<i>Injector Types</i>	Solenoid	Piezo	Piezo
<i>Control Strategy</i>	quantity based	quantity based	quantity based
<i>Lambda Measurement</i>	•	•	•
<i>Turbo Boost Control</i>	•	•	•
<i>Traction Control</i>	optional	optional	•
<i>Number of Injections</i>	4 / cycle	4 / cycle	4 / cycle
<i>Proposed Bosch Logger</i>	C Sport / C 55	C Sport / C 55	C 55

### Diesel Engine Control Units

Bosch Motorsport also offers Diesel ECUs.

Our mid-range systems feature our traditional control units MS 15.1 and MS 15.2 with a variety of advanced application options.

The MS 12 represents our flagship Diesel ECU. This ECU supports engines with up to 12 cylinders.

Find more information at [www.bosch-motorsport.com](http://www.bosch-motorsport.com)