

WIRING DIAGRAMS
Article Text
1992 Volkswagen Passat
For <http://volkswagen.msk.ru>
Copyright © 1998 Mitchell Repair Information Company, LLC
Sunday, January 28, 2001 11:30PM

ARTICLE BEGINNING

1992 WIRING DIAGRAMS
Volkswagen Wiring Diagrams

Volkswagen; Passat

COMPONENT LOCATION MENU

COMPONENT LOCATIONS TABLE

| Component | Figure No. (Location) |
|----------------------------------|---------------------------|
| A/C COMPRESSOR CLUTCH | 6 (D 23) |
| A/C SWITCH | 6 (E 21) |
| A/T CONSOLE LIGHT | 5 (B 17) |
| A/T CONSOLE UNIT | 1 (B, D 4) |
| ABS SYSTEM | 7 (B, E 24, 27) |
| ALTERNATOR | 1 (A 3) |
| ANTI-THEFT CONTROL UNIT | 6 (A, B 20, 23) |
| ASHTRAY LIGHT | 4 (A 12) |
| AUTOMATIC SHOULDER BELTS | 8 (A, D 30, 31) |
| BACK-UP LIGHT SWITCH | 3 (A 11) |
| BATTERY | 1 (A 2) |
| BRAKE FLUID LEVEL WARNING SWITCH | 7 (B, C 27) |
| CASSETTE STORAGE LIGHT | 4 (A 14) |
| CIGARETTE LIGHTER | 4 (A 12) |
| COOLANT TEMPERATURE SENSOR | 3 (D 10) |
| COOLING FAN | 1, 6 (E 2, 3, B-C 22, 23) |
| CRUISE CONTROL SYSTEM | 1 (C, D 2, 3) |
| DEFOGGER GRID | 5 (A 17, 18) |
| EMERGENCY FLASHER SWITCH | 4 (E 12, 13) |
| FRESH AIR CONTROL LEVER LIGHT | 4 (A 12) |
| FRESH AIR FAN | 3, 6 (E 6-11, D-E 20, 21) |
| FUEL PUMP & FUEL TANK UNIT | 3 (E 8) |
| FUSE #23 | 6 (C, D 20) |
| FUSE #51 | 2 (D 5) |
| FUSE RELAY PANEL | 3-6 (B, C 8-21) |
| FUSE RELAY PANEL LAYOUT | 8 (D, E 28, 30) |
| HEADLIGHT SWITCH | 5 (A 16, 17) |
| HEATED O2 SENSOR | 2 (A 5) |
| HEATED SEATS | 7 (A, B 24, 27) |
| HORN SWITCH | 5 (E 17) |
| HYDRAULIC UNIT | 7 (E 25, 27) |
| IDLE STABILIZER VALVE | 2 (B 5) |
| IGNITION BOOSTER | 7 (D, E 7) |
| IGNITION SWITCH | 3 (A 8, 9) |
| INSTRUMENT CLUSTER | 8 (A, C 28, 30) |
| INTERIOR LIGHT | 9 (D, E 33, 34) |
| LEFT FRONT DOOR LOCK SWITCH | 9 (D 32) |
| LEFT FRONT WINDOW SWITCH | 9 (A 34) |
| LEFT REAR ASHTRAY LIGHT | 5 (B 17) |

WIRING DIAGRAMS

Article Text (p. 2)

1992 Volkswagen Passat

For <http://volkswagen.msk.ru>

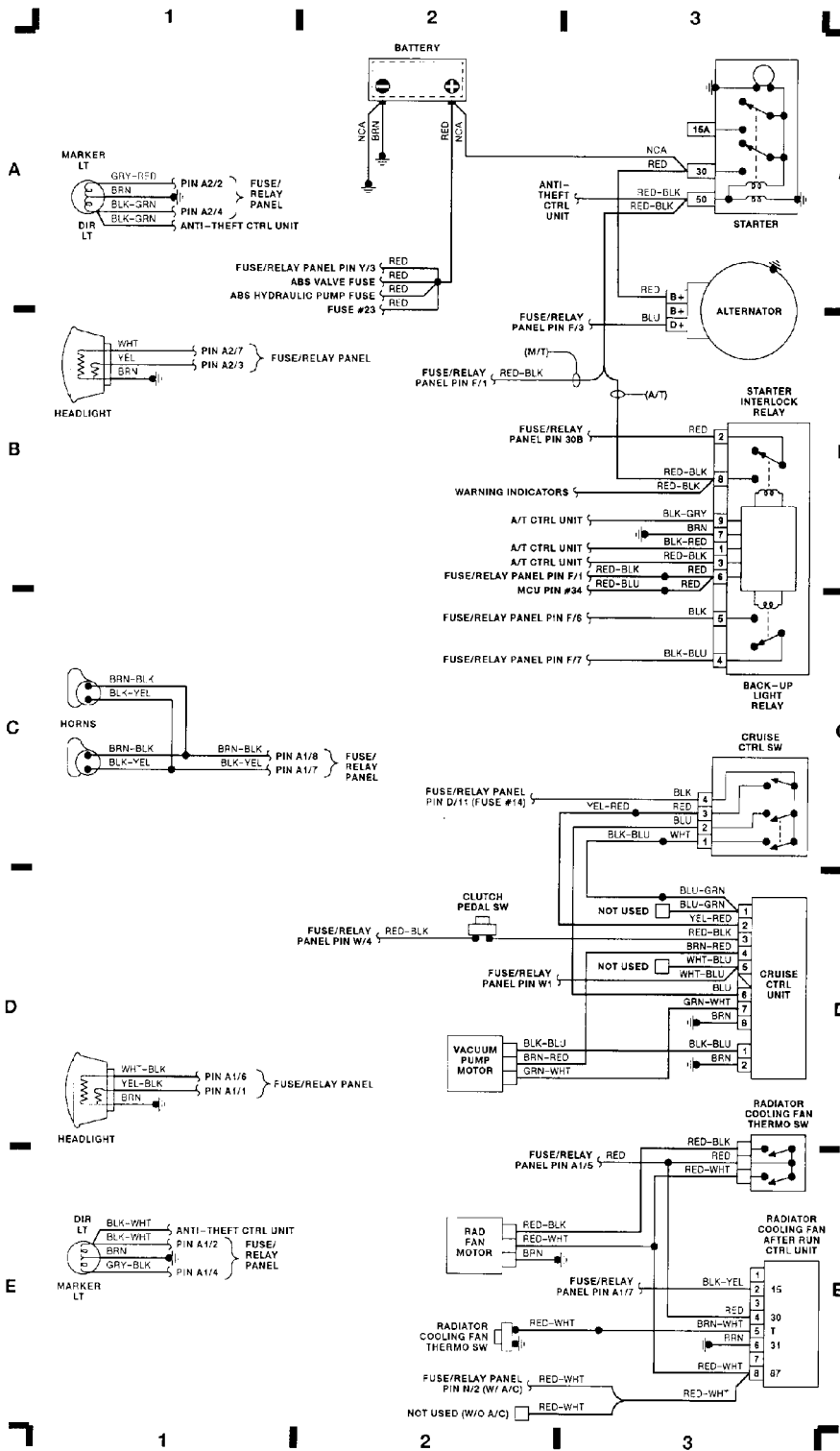
Copyright © 1998 Mitchell Repair Information Company, LLC

Sunday, January 28, 2001 11:30PM

| | |
|---|--------------------|
| LEFT REAR MICRO SWITCH | 8 (C, D 29) |
| LEFT SEAT BELT CONTROL UNIT | 8 (C, D 31) |
| LEFT SEAT BELT SWITCH | 4 (A 15) |
| MCU DIAGNOSTIC CONNECTOR | 2 (C, D 7) |
| MIRROR HEATERS | 5 (B 19) |
| MOTRONIC CONTROL UNIT (MCU) | 2 (A, C 7) |
| MULTI-FUNCTION SWITCH | 2 (A 4) |
| OIL PRESSER SWITCH | 3 (D 10) |
| PARK BRAKE SWITCH | 4 (A 14) |
| POWER DOOR LOCKS | 9 (E 32) |
| POWER MIRROR SWITCH | 5 (A 19) |
| POWER WINDOWS | 9 (A, C 32, 34) |
| PROGRAM SWITCH | 2 (E 5, 6) |
| RADIATOR COOLING FAN AFTER RUN CONTROL UNIT | 1 (E 3) |
| RADIATOR COOLING FAN THERMO SWITCH | 1, 6 (D, E 3 B 23) |
| READING LIGHTS | 9 (D, E 34) |
| REAR DEFOGGER SWITCH | 5 (A 17) |
| REAR WIPER MOTOR | 5 (E 19) |
| RIGHT SEAT BELT CONTROL UNIT | 8 (A, B 31) |
| SEAT BELT FUSE | 8 (D 30) |
| STARTER | 1 (A 3) |
| STARTER INTERLOCK BACK-UP LIGHT RELAY | 1 (B, C 3) |
| STOP LIGHT SWITCH | 4 (D 15) |
| SUN ROOF | 8 (E 30, 31) |
| TRUNK LIGHT | 6 (A 22, 23) |
| VANITY MIRROR | 9 (D 33, 34) |
| WARNING INDICATORS | 4 (A 13) |
| WASHER NOZZLE HEATERS | 5 (A 18) |
| WIPER/WASHER SYSTEM | 5 (D, E 16, 19) |

WIRING DIAGRAMS

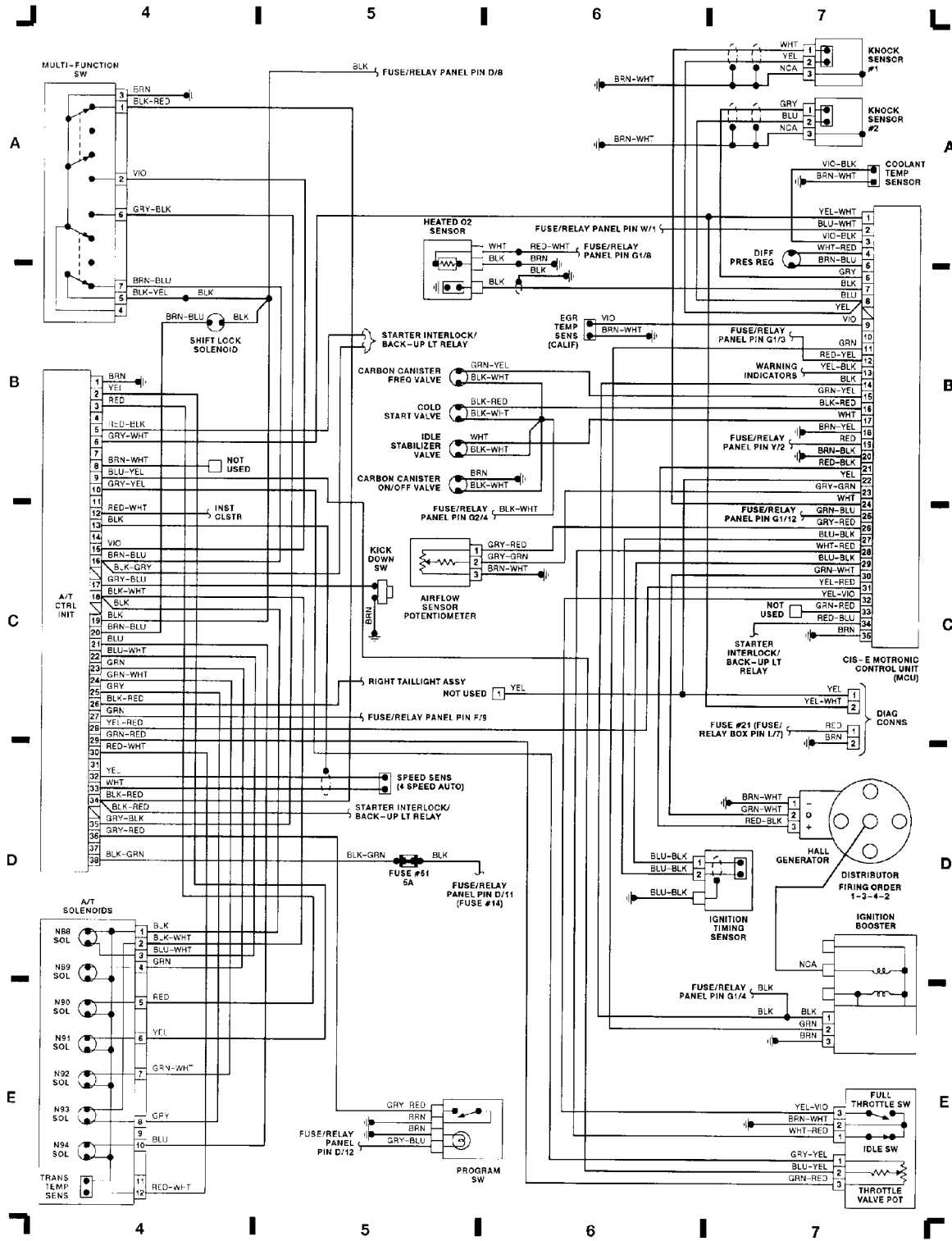
WIRING DIAGRAMS
Article Text (p. 3)
 1992 Volkswagen Passat
 For <http://volkswagen.msk.ru>
 Copyright © 1998 Mitchell Repair Information Company, LLC
 Sunday, January 28, 2001 11:30PM



93F03826

Fig. 1: Engine Compartment, Headlights (Grid 1-3)

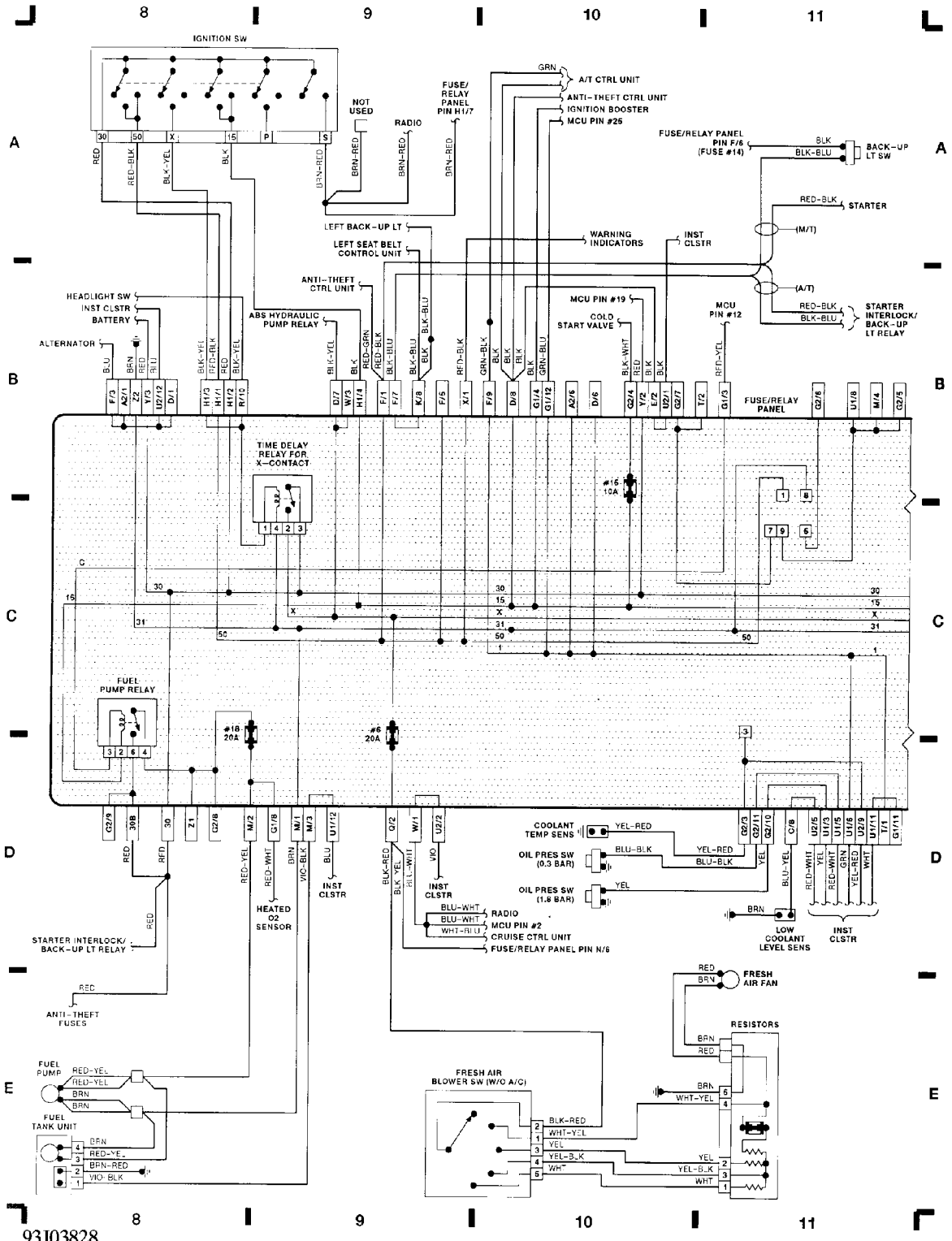
WIRING DIAGRAMS
Article Text (p. 4)
 1992 Volkswagen Passat
 For <http://volkswagen.msk.ru>
 Copyright © 1998 Mitchell Repair Information Company, LLC
 Sunday, January 28, 2001 11:30PM



93H03827

Fig. 2: A/T Control Unit, CIS-E Motronic Control Unit (Grid 4-7)

WIRING DIAGRAMS
Article Text (p. 5)
 1992 Volkswagen Passat
 For <http://volkswagen.msk.ru>
 Copyright © 1998 Mitchell Repair Information Company, LLC
 Sunday, January 28, 2001 11:30PM



93J03828
 Fig. 3: Ignition Sw, Fuse Relay Panel, Fuel Tank Unit (Grid 8-11)

WIRING DIAGRAMS
Article Text (p. 6)
 1992 Volkswagen Passat
 For <http://volkswagen.msk.ru>
 Copyright © 1998 Mitchell Repair Information Company, LLC
 Sunday, January 28, 2001 11:30PM

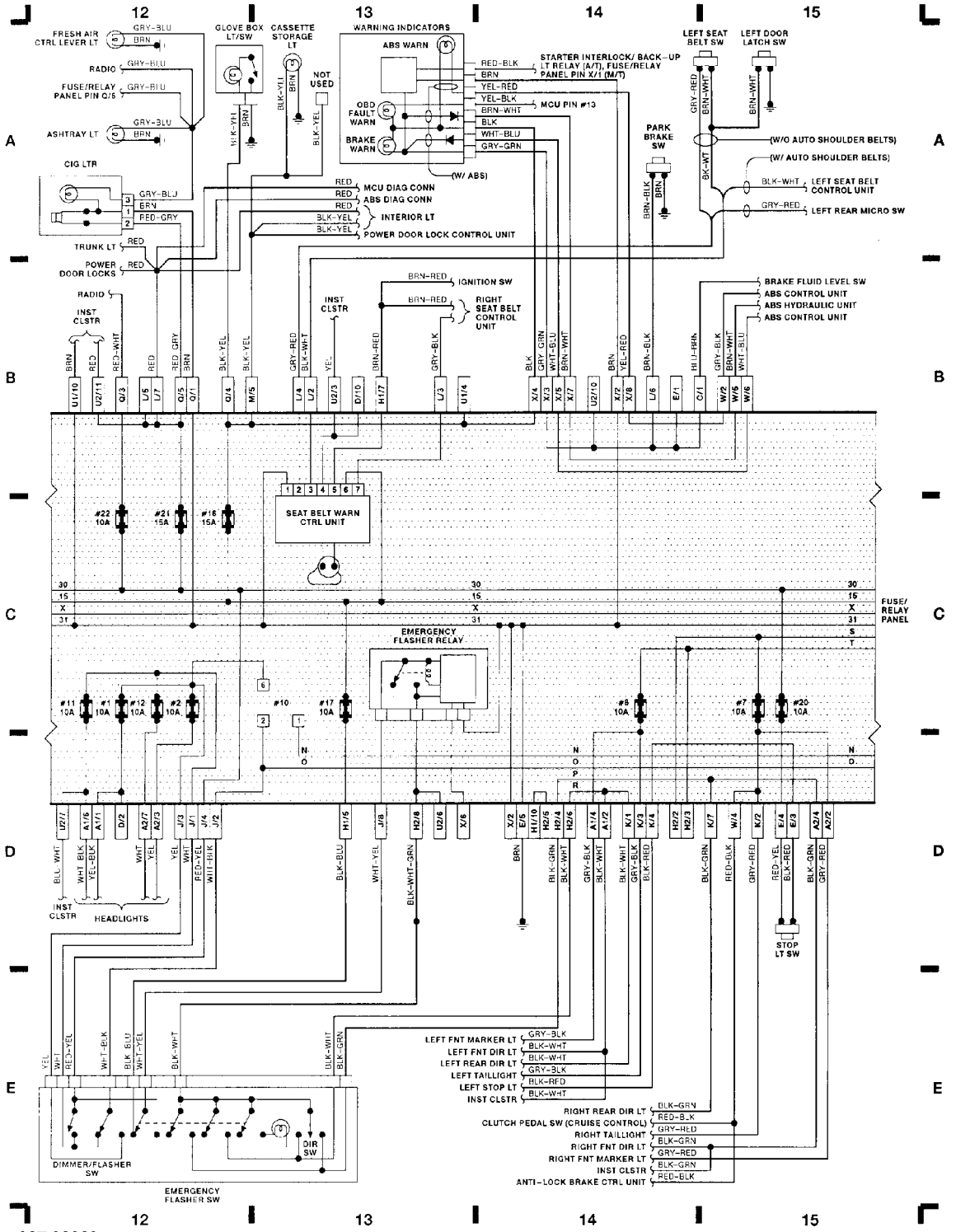


Fig. 4: Emergency Flasher Sw, Fuse Relay Panel (Grid 12-15)

WIRING DIAGRAMS
Article Text (p. 7)
 1992 Volkswagen Passat
 For <http://volkswagen.msk.ru>
 Copyright © 1998 Mitchell Repair Information Company, LLC
 Sunday, January 28, 2001 11:30PM

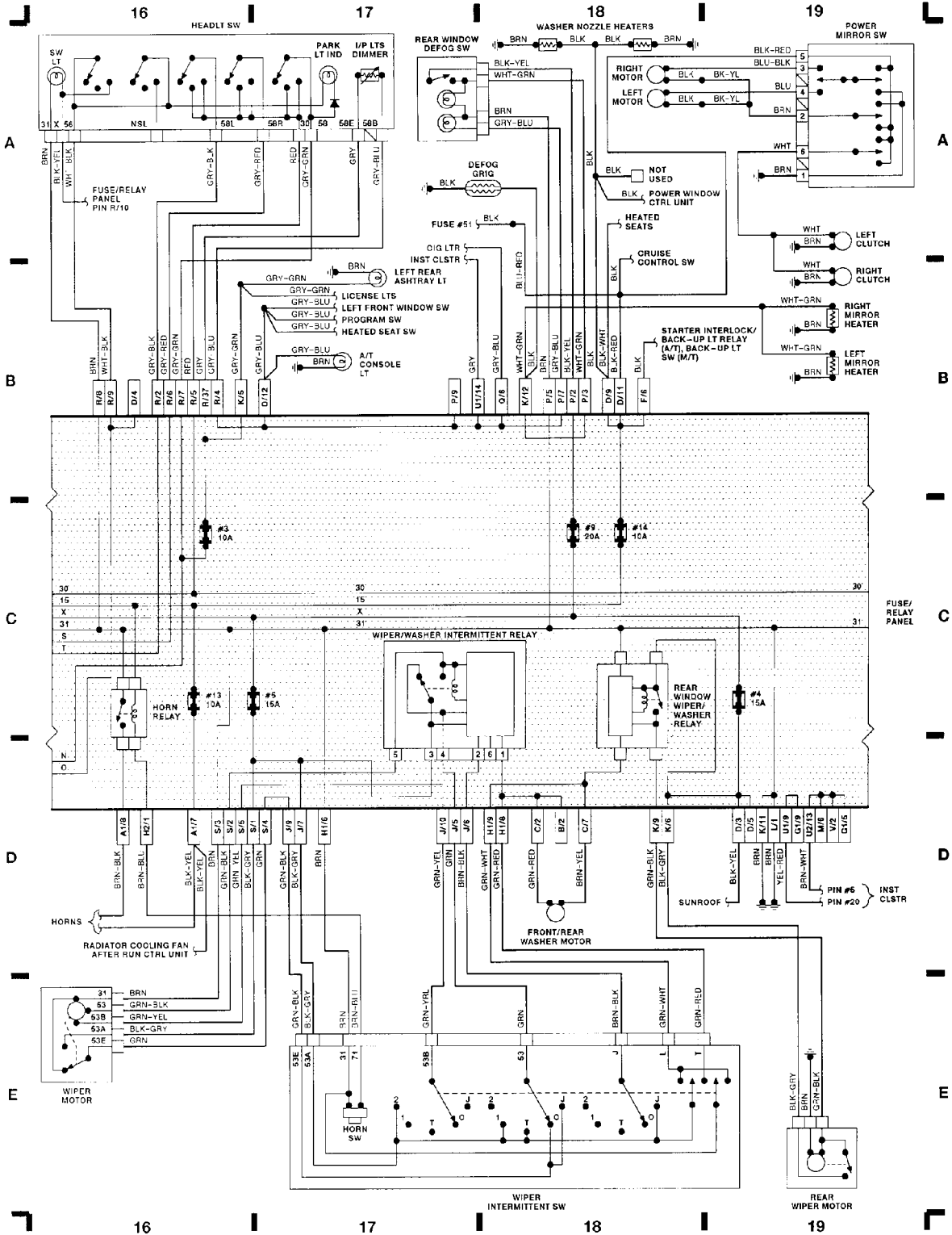


Fig. 5: Power Mirror/Headlight Sw, Fuse Relay Panel (Grid 16-19)

WIRING DIAGRAMS
Article Text (p. 8)
 1992 Volkswagen Passat
 For <http://volkswagen.msk.ru>
 Copyright © 1998 Mitchell Repair Information Company, LLC
 Sunday, January 28, 2001 11:30PM

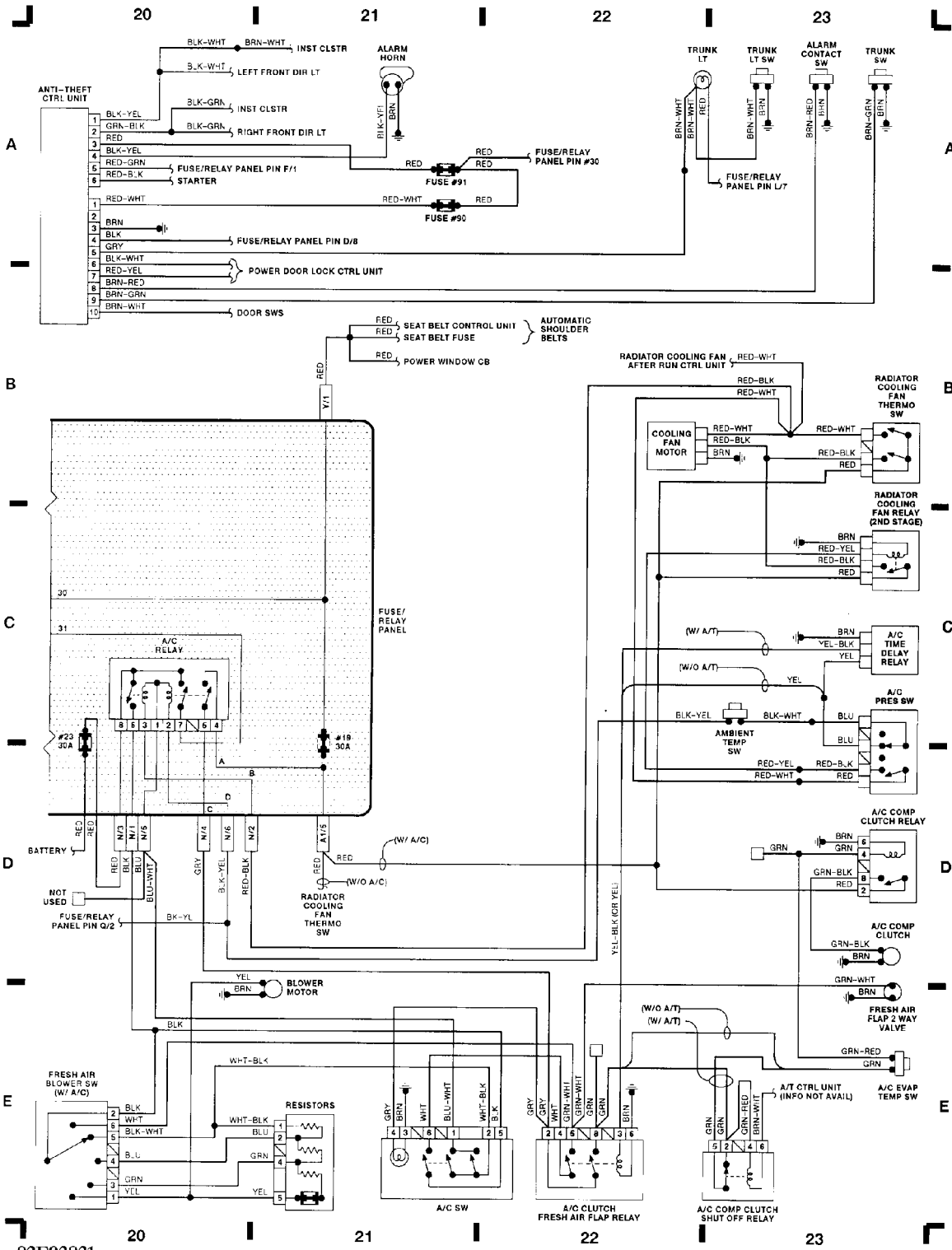


Fig. 6: Anti-Theft Control Unit, Fuse Relay Panel (Grid 20-23)

WIRING DIAGRAMS
Article Text (p. 9)
 1992 Volkswagen Passat
 For <http://volkswagen.msk.ru>
 Copyright © 1998 Mitchell Repair Information Company, LLC
 Sunday, January 28, 2001 11:30PM

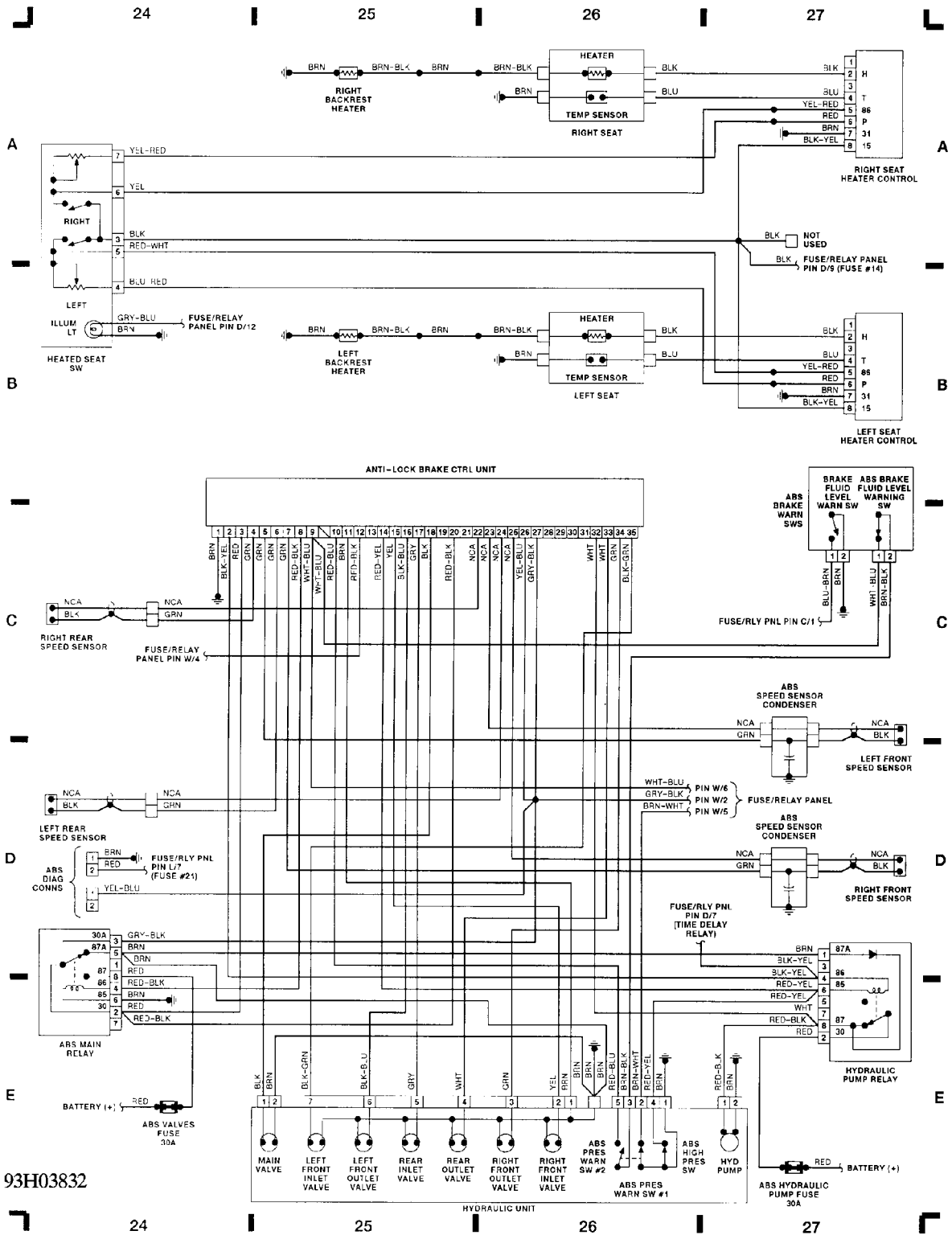
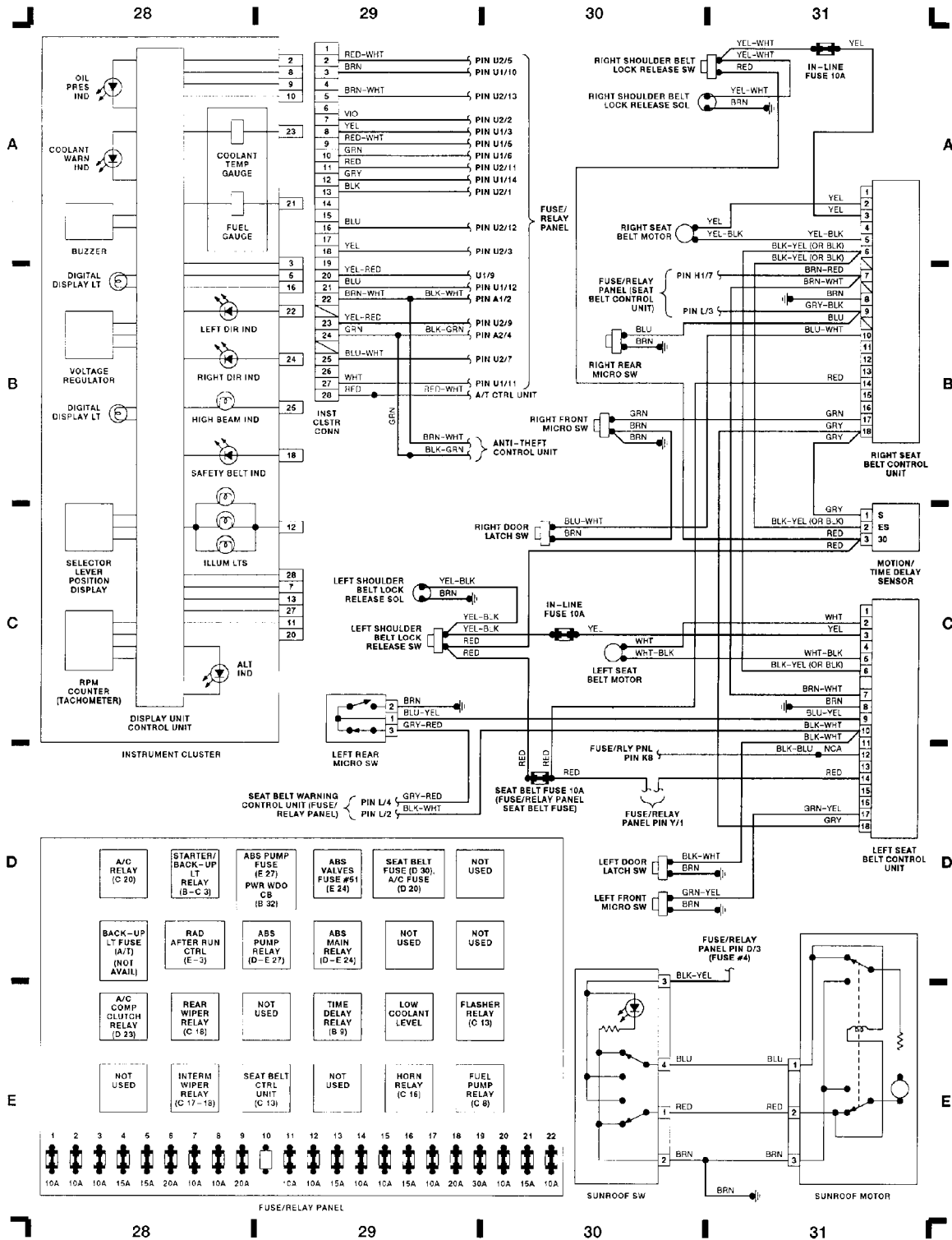


Fig. 7: Anti-Lock Brake Control Unit, Hydraulic Unit (Grid 24-27)

WIRING DIAGRAMS
Article Text (p. 10)
 1992 Volkswagen Passat
 For <http://volkswagen.msk.ru>
 Copyright © 1998 Mitchell Repair Information Company, LLC
 Sunday, January 28, 2001 11:30PM



93J08333

Fig. 8: Instrument Cluster, Fuse Panel Layout (Grid 28-31)

WIRING DIAGRAMS
Article Text (p. 11)
 1992 Volkswagen Passat
 For <http://volkswagen.msk.ru>
 Copyright © 1998 Mitchell Repair Information Company, LLC
 Sunday, January 28, 2001 11:30PM

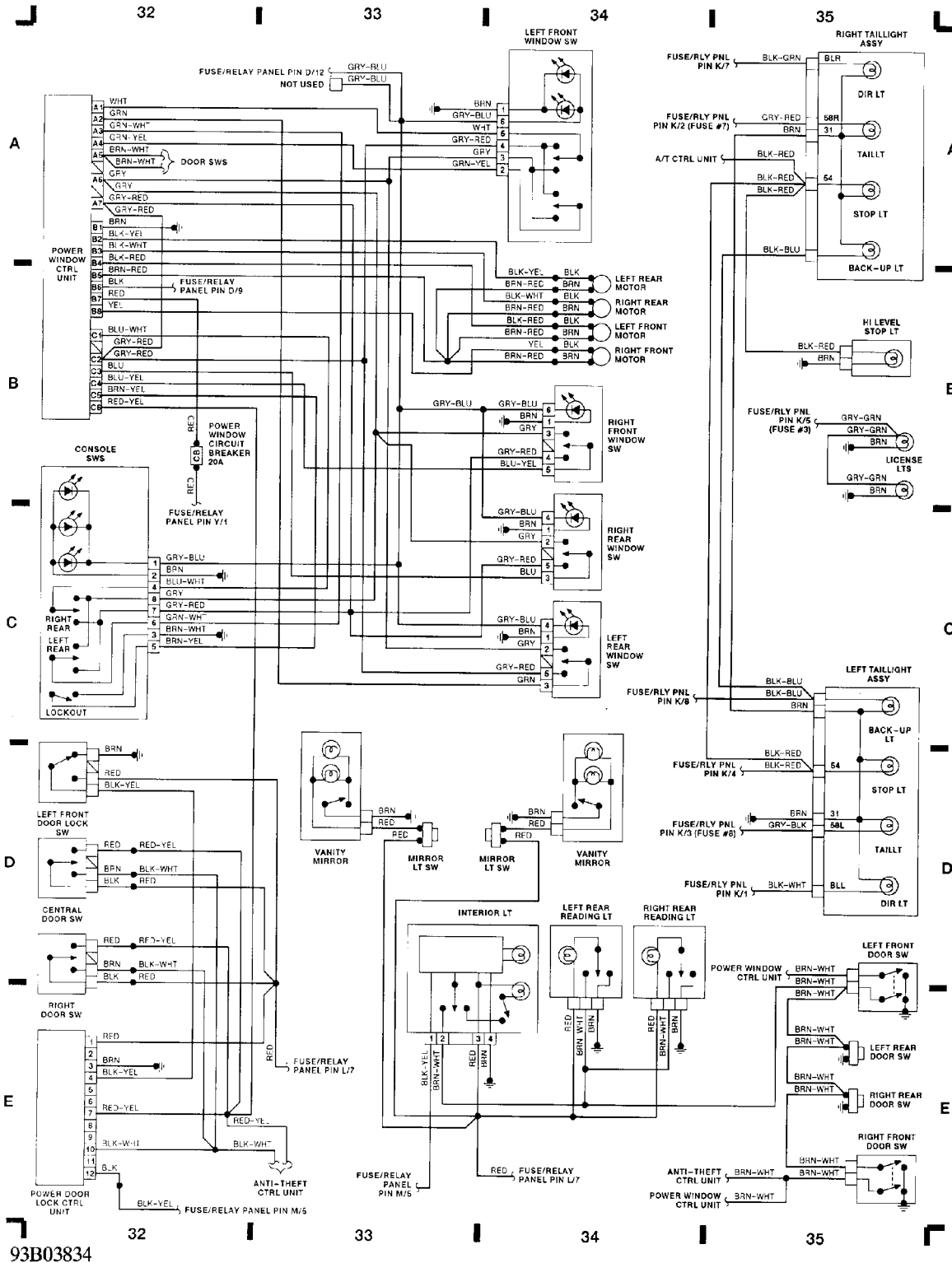


Fig. 9: Power Window/Door Sw, Tail Light (Grid 32-35)

END OF ARTICLE